



---

*Ontario Provincial Police*

*Sioux Lookout Detachment Cluster*

*1<sup>st</sup> Quarter Report*

*January – March 2024*

*Detachment Commander: Inspector Karl Duewel*

*Operations Manager: Staff Sergeant Russ Saudino*

*"Working together through engagement Education and Enforcement to identify*

*Proactive and Innovative strategies to keep our community safe"*

**Police Services Board Report for Sioux Lookout  
2024/Jan to 2024/Mar**

<b>Public Complaints</b>	
Policy	0
Service	0
Conduct	0

**Date information collected from Professional Standards Bureau Commander Reports:** 2024-08-13

**Data Source**

Ontario Provincial Police, Professional Standards Bureau Commander Reports

- Includes all public policy, service and conduct complaints submitted to the Office of the Independent Police Review Director (OIPRD)

<b>Secondary Employment</b>

<b>Daily Activity Reporting Patrol Hours</b>	
<b>Total Hours</b>	<b>2024/Jan to 2024/Mar</b>
Number of Cruiser Patrol Hours	839.50
Number of Motorcycle Patrol Hours	0.00
Number of Marine Patrol Hours	0.00
Number of ATV Patrol Hours	0.00
Number of Snowmobile Patrol Hours	9.00
Number of Bicycle Patrol Hours	0.00
Number of Foot Patrol Hours	483.00
Number of School Patrol Hours	12.00

**Data source (Daily Activity Reporting System) date:** 2024/08/19

**Detachment:** 2L - SIOUX LOOKOUT

**Location code(s):** 2L00 - SIOUX LOOKOUT

**Area code(s):** 2012 - Sioux Lookout (Jud/Jor/Der/Ver)

**Report Generated by:**

Duewel, Karl

**Report Generated on:**

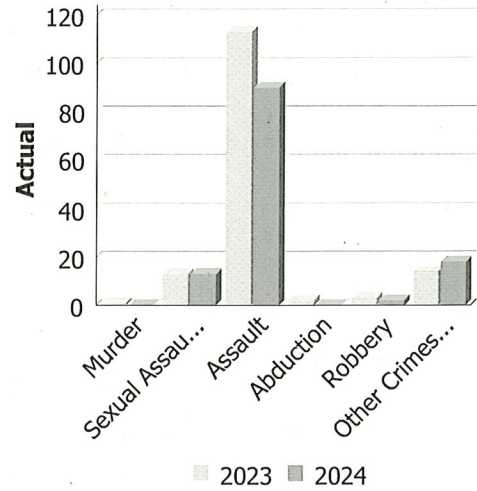
Aug 13, 2024 11:46:25 AM

PP-CSC-Operational Planning-4300

**Police Services Board Report for Sioux Lookout  
Records Management System  
January to April - 2024**

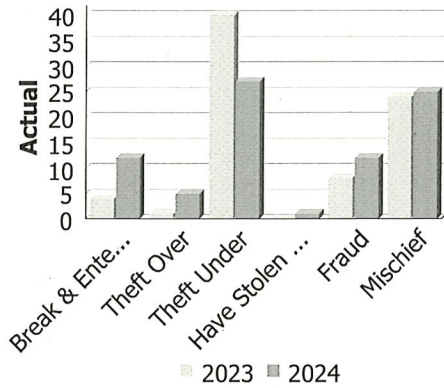
**Violent Crime**

Actual	January to April			Year to Date - April		
	2023	2024	% Change	2023	2024	% Change
Murder	1	0	-100.0%	1	0	-100.0%
Other Offences Causing Death	0	0	--	0	0	--
Attempted Murder	0	0	--	0	0	--
Sexual Assault	13	13	0.0%	13	13	0.0%
Assault	113	90	-20.4%	113	90	-20.4%
Abduction	2	0	-100.0%	2	0	-100.0%
Robbery	3	2	-33.3%	3	2	-33.3%
Other Crimes Against a Person	14	18	28.6%	14	18	28.6%
<b>Total</b>	<b>146</b>	<b>123</b>	<b>-15.8%</b>	<b>146</b>	<b>123</b>	<b>-15.8%</b>



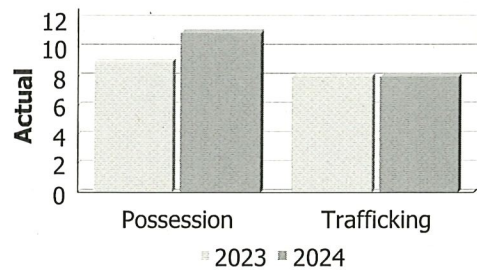
**Property Crime**

Actual	January to April			Year to Date - April		
	2023	2024	% Change	2023	2024	% Change
Arson	0	0	--	0	0	--
Break & Enter	4	12	200.0%	4	12	200.0%
Theft Over	1	5	400.0%	1	5	400.0%
Theft Under	40	27	-32.5%	40	27	-32.5%
Have Stolen Goods	0	1	--	0	1	--
Fraud	8	12	50.0%	8	12	50.0%
Mischief	24	25	4.2%	24	25	4.2%
<b>Total</b>	<b>77</b>	<b>82</b>	<b>6.5%</b>	<b>77</b>	<b>82</b>	<b>6.5%</b>



**Drug Crime**

Actual	January to April			Year to Date - April		
	2023	2024	% Change	2023	2024	% Change
Possession	9	11	22.2%	9	11	22.2%
Trafficking	8	8	0.0%	8	8	0.0%
Importation and Production	0	0	--	0	0	--
<b>Total</b>	<b>17</b>	<b>19</b>	<b>11.8%</b>	<b>17</b>	<b>19</b>	<b>11.8%</b>



**Detachment:** 2L - SIOUX LOOKOUT

**Location code(s):** 2L00 - SIOUX LOOKOUT

**Area code(s):** 2012 - Sioux Lookout (Jud/Jor/Der/Ver)

**Data source date:**  
2024/08/10

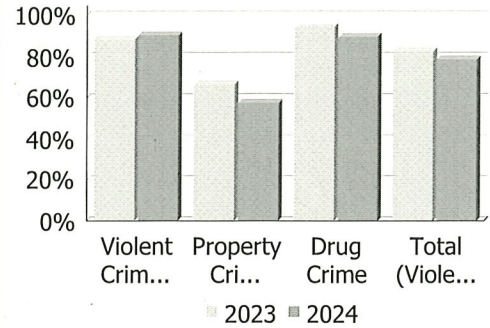
**Report Generated by:**  
Duewel, Karl

**Report Generated on:**  
Aug 13, 2024 11:47:31 AM  
PP-CSC-Operational Planning-4300

**Police Services Board Report for Sioux Lookout  
Records Management System  
January to April - 2024**

**Clearance Rate**

Clearance Rate	January to April			Year to Date - April		
	2023	2024	Difference	2023	2024	Difference
Violent Crime	88.4%	90.2%	1.9%	88.4%	90.2%	1.9%
Property Crime	66.2%	57.3%	-8.9%	66.2%	57.3%	-8.9%
Drug Crime	94.1%	89.5%	-4.6%	94.1%	89.5%	-4.6%
<b>Total (Violent, Property &amp; Drug)</b>	<b>82.4%</b>	<b>78.6%</b>	<b>-3.8%</b>	<b>82.4%</b>	<b>78.6%</b>	<b>-3.8%</b>



Data contained within this report is dynamic in nature and numbers will change over time as the Ontario Provincial Police continue to investigate and solve crime.

**Data Utilized**

- Major Crimes
- Niche RMS All Offence Level Business Intelligence Cube

**Detachment:** 2L - SIOUX LOOKOUT

**Location code(s):** 2L00 - SIOUX LOOKOUT

**Area code(s):** 2012 - Sioux Lookout (Jud/Jor/Der/Ver)

**Data source date:**  
2024/08/10

**Report Generated by:**  
Dewel, Karl

**Report Generated on:**  
Aug 13, 2024 11:47:31 AM  
PP-CSC-Operational Planning-4300



## Calls For Service (CFS) Billing Summary Report

### Sioux Lookout (Jud/Jor/Der/Ver) January to March - 2024

Billing Categories <i>(Billing categories below do not match traditional crime groupings)</i>	2024				2023			
	January to March	Year to Date	Time Standard	Year To Date Weighted Hours	January to March	Year to Date	Time Standard	Year To Date Weighted Hours
Violent Criminal Code	97	97	15.4	1,493.8	109	109	15.4	1,678.6
Property Crime Violations	67	67	6.3	422.1	61	61	6.3	384.3
Other Criminal Code Violations (Excluding traffic)	77	77	7.3	562.1	101	101	7.3	737.3
Drug Possession	3	3	6.9	20.7	7	7	6.9	48.3
Drugs	7	7	80.6	564.2	7	7	80.6	564.2
Statutes & Acts	131	131	3.5	458.5	126	126	3.5	441.0
Operational	740	740	3.8	2,812.0	614	614	3.8	2,333.2
Operational2	79	79	1.5	118.5	89	89	1.5	133.5
Traffic	31	31	3.8	117.8	27	27	3.8	102.6
<b>Total</b>	<b>1,232</b>	<b>1,232</b>		<b>6,569.7</b>	<b>1,141</b>	<b>1,141</b>		<b>6,423.0</b>

**Note to Detachment Commanders:**

- The content of each report is to be shared by the Detachment Commander only with the municipality for which it was generated. The municipality may treat this as a public document and distribute it as they wish.
- All data is sourced from the Niche RMS application. Included are 'reported' occurrences (actuals and unfounded occurrences) for 'billable' occurrences ONLY. Data is refreshed on a weekly basis.
- The Traffic category includes motor vehicle collision (MVC) occurrences entered into Niche (UCR code 8521). MVCs are NOT sourced from the eCRS application for this report.
- Only the primary violation is counted within an occurrence.
- Time standards displayed are for the 2024 billing period.

**Note to Municipalities:**

- Data contained within this report is dynamic in nature and numbers will change over time as the Ontario Provincial Police continues to investigate and solve crime.
- This report is NOT to be used for crime trend analysis as not all occurrences are included.
- Data groupings within this report do not match traditional crime groupings seen in other public reports such as the OPP Police Services Board reports or Statistics Canada reporting.



# Calls For Service (CFS) Billing Summary Report

## Sioux Lookout (Jud/Jor/Der/Ver) January to March - 2024

Billing Categories <i>(Billing categories below do not match traditional crime groupings)</i>		2024				2023			
		January to March	Year to Date	Time Standard	Year To Date Weighted Hours	January to March	Year to Date	Time Standard	Year To Date Weighted Hours
Violent Criminal Code	Murder 2nd Degree	0	0		0.0	1	1	15.4	15.4
	Sexual offence occurring prior to January 4, 1983	0	0		0.0	1	1	15.4	15.4
	Sexual Assault	13	13	15.4	200.2	8	8	15.4	123.2
	Sexual Interference	0	0		0.0	1	1	15.4	15.4
	Non-Consensual Distribution of Intimate Images	0	0		0.0	1	1	15.4	15.4
	Aggravated Assault-Level 3	1	1	15.4	15.4	1	1	15.4	15.4
	Assault With Weapon or Causing Bodily Harm-Level 2	10	10	15.4	154.0	18	18	15.4	277.2
	Assault-Level 1	51	51	15.4	785.4	58	58	15.4	893.2
	Assault Peace Officer	5	5	15.4	77.0	4	4	15.4	61.6
	Other Assaults / Admin Noxious thing	0	0		0.0	1	1	15.4	15.4
	Robbery, With Threat of Violence	1	1	15.4	15.4	0	0		0.0
	Robbery - Pursesnatch With Violence	1	1	15.4	15.4	0	0		0.0
	Robbery - Other	0	0		0.0	3	3	15.4	46.2
	Extortion	0	0		0.0	2	2	15.4	30.8
	Criminal Harassment	5	5	15.4	77.0	0	0		0.0
	Indecent/Harassing Communications	1	1	15.4	15.4	1	1	15.4	15.4
	Utter Threats -Master code	0	0		0.0	2	2	15.4	30.8
	Utter Threats to Person	9	9	15.4	138.6	7	7	15.4	107.8
	<b>Total</b>	<b>97</b>	<b>97</b>	<b>15.4</b>	<b>1,493.8</b>	<b>109</b>	<b>109</b>	<b>15.4</b>	<b>1,678.6</b>
Property Crime Violations	Break & Enter	8	8	6.3	50.4	4	4	6.3	25.2
	Unlawful in a dwelling house	2	2	6.3	12.6	0	0		0.0
	Theft of Motor Vehicle	3	3	6.3	18.9	1	1	6.3	6.3
	Theft of - Automobile	1	1	6.3	6.3	0	0		0.0
	Theft Under -master code	1	1	6.3	6.3	4	4	6.3	25.2
	Theft under - Bicycles	1	1	6.3	6.3	0	0		0.0
	Theft under - Persons	2	2	6.3	12.6	2	2	6.3	12.6
	Theft under - Other Theft	8	8	6.3	50.4	15	15	6.3	94.5
	Theft Under - Gasoline Drive-off	0	0		0.0	1	1	6.3	6.3
	Theft FROM Motor Vehicle Under \$5,000	3	3	6.3	18.9	0	0		0.0



# Calls For Service (CFS) Billing Summary Report

## Sioux Lookout (Jud/Jor/Der/Ver) January to March - 2024

Billing Categories <i>(Billing categories below do not match traditional crime groupings)</i>		2024				2023			
		January to March	Year to Date	Time Standard	Year To Date Weighted Hours	January to March	Year to Date	Time Standard	Year To Date Weighted Hours
Property Crime Violations	Theft Under \$5,000 [SHOPLIFTING]	6	6	6.3	37.8	8	8	6.3	50.4
	Possession of Stolen Goods under \$5,000	1	1	6.3	6.3	0	0		0.0
	Fraud - Steal/Forge/Poss./Use Credit Card	2	2	6.3	12.6	1	1	6.3	6.3
	Fraud -Money/property/security > \$5,000	1	1	6.3	6.3	1	1	6.3	6.3
	Fraud -Money/property/security <= \$5,000	5	5	6.3	31.5	5	5	6.3	31.5
	Fraud - Other	1	1	6.3	6.3	0	0		0.0
	Personation with Intent (fraud)	1	1	6.3	6.3	0	0		0.0
	Mischief - master code	14	14	6.3	88.2	12	12	6.3	75.6
	Mischief [Graffiti - Non Gang Related]	2	2	6.3	12.6	0	0		0.0
	Interfere with lawful use, enjoyment of property	3	3	6.3	18.9	4	4	6.3	25.2
	Property Damage	2	2	6.3	12.6	3	3	6.3	18.9
	<b>Total</b>	<b>67</b>	<b>67</b>	<b>6.3</b>	<b>422.1</b>	<b>61</b>	<b>61</b>	<b>6.3</b>	<b>384.3</b>
Other Criminal Code Violations (Excluding traffic)	Offensive Weapons-Possession of Weapons	3	3	7.3	21.9	2	2	7.3	14.6
	Offensive Weapons-Carry concealed	2	2	7.3	14.6	2	2	7.3	14.6
	Offensive Weapons-Prohibited	0	0		0.0	1	1	7.3	7.3
	Offensive Weapons-Other Offensive Weapons	0	0		0.0	1	1	7.3	7.3
	Offensive Weapons-False Statements	0	0		0.0	1	1	7.3	7.3
	Bail Violations - Fail To Comply	35	35	7.3	255.5	48	48	7.3	350.4
	Bail Violations - Others	0	0		0.0	2	2	7.3	14.6
	Disturb the Peace	25	25	7.3	182.5	26	26	7.3	189.8
	Indecent acts -Other	2	2	7.3	14.6	1	1	7.3	7.3
	Obstruct Public Peace Officer	2	2	7.3	14.6	6	6	7.3	43.8
	Breach of Probation	6	6	7.3	43.8	5	5	7.3	36.5
	Utter Threats to Property / Animals	0	0		0.0	1	1	7.3	7.3
	Public mischief - mislead peace officer	1	1	7.3	7.3	5	5	7.3	36.5
False Fire Alarm (CC Charge)	1	1	7.3	7.3	0	0		0.0	



## Calls For Service (CFS) Billing Summary Report

### Sioux Lookout (Jud/Jor/Der/Ver) January to March - 2024

Billing Categories <i>(Billing categories below do not match traditional crime groupings)</i>		2024				2023			
		January to March	Year to Date	Time Standard	Year To Date Weighted Hours	January to March	Year to Date	Time Standard	Year To Date Weighted Hours
Other Criminal Code Violations (Excluding traffic)	<b>Total</b>	77	77	7.3	562.1	101	101	7.3	737.3
Drug Possession	Possession Cocaine	3	3	6.9	20.7	4	4	6.9	27.6
	Possession Other Controlled Drugs and Substance Act	0	0		0.0	2	2	6.9	13.8
	Possession - Methamphetamine (Crystal Meth)	0	0		0.0	1	1	6.9	6.9
	<b>Total</b>	3	3	6.9	20.7	7	7	6.9	48.3
Drugs	Trafficking Cocaine	3	3	80.6	241.8	3	3	80.6	241.8
	Trafficking Other Controlled Drugs and Substance Act	3	3	80.6	241.8	0	0		0.0
	Trafficking - Methamphetamine (Crystal Meth)	1	1	80.6	80.6	4	4	80.6	322.4
	<b>Total</b>	7	7	80.6	564.2	7	7	80.6	564.2
Statutes & Acts	Landlord/Tenant	4	4	3.5	14.0	1	1	3.5	3.5
	Mental Health Act	17	17	3.5	59.5	11	11	3.5	38.5
	Mental Health Act - No contact with Police	2	2	3.5	7.0	1	1	3.5	3.5
	Mental Health Act - Attempt Suicide	10	10	3.5	35.0	14	14	3.5	49.0
	Mental Health Act - Threat of Suicide	22	22	3.5	77.0	24	24	3.5	84.0
	Mental Health Act - Voluntary Transport	17	17	3.5	59.5	19	19	3.5	66.5
	Mental Health Act - Placed on Form	5	5	3.5	17.5	4	4	3.5	14.0
	Mental Health Act - Apprehension	13	13	3.5	45.5	17	17	3.5	59.5
	Trespass To Property Act	41	41	3.5	143.5	35	35	3.5	122.5
	<b>Total</b>	131	131	3.5	458.5	126	126	3.5	441.0
Operational	Animal Stray	2	2	3.8	7.6	2	2	3.8	7.6
	Animal - Dog Owners Liability Act	1	1	3.8	3.8	1	1	3.8	3.8
	False Alarm - Warning Issued	1	1	3.8	3.8	0	0		0.0
	Domestic Disturbance	39	39	3.8	148.2	33	33	3.8	125.4
	Suspicious Person	23	23	3.8	87.4	10	10	3.8	38.0
	False Fire Alarm - Building	0	0		0.0	1	1	3.8	3.8
	Fire - Building	2	2	3.8	7.6	2	2	3.8	7.6





# Calls For Service (CFS) Billing Summary Report

## Sioux Lookout (Jud/Jor/Der/Ver) January to March - 2024

Billing Categories <i>(Billing categories below do not match traditional crime groupings)</i>		2024				2023			
		January to March	Year to Date	Time Standard	Year To Date Weighted Hours	January to March	Year to Date	Time Standard	Year To Date Weighted Hours
Operational	Fire - Vehicle	0	0		0.0	1	1	3.8	3.8
	Fire - Other	4	4	3.8	15.2	3	3	3.8	11.4
	Insecure Condition - Master code	29	29	3.8	110.2	3	3	3.8	11.4
	Insecure Condition - Building	29	29	3.8	110.2	0	0		0.0
	Insecure Condition - Others	0	0		0.0	1	1	3.8	3.8
	Missing Person 12 & older	3	3	3.8	11.4	2	2	3.8	7.6
	Missing Person Located Under 12	0	0		0.0	3	3	3.8	11.4
	Missing Person Located 12 & older	9	9	3.8	34.2	12	12	3.8	45.6
	Noise Complaint -Master code	14	14	3.8	53.2	13	13	3.8	49.4
	Noise Complaint - Residence	3	3	3.8	11.4	6	6	3.8	22.8
	Noise Complaint - Animal	0	0		0.0	1	1	3.8	3.8
	Noise Complaint - Others	4	4	3.8	15.2	0	0		0.0
	Found Property -Master code	5	5	3.8	19.0	5	5	3.8	19.0
	Found - License Plate	1	1	3.8	3.8	0	0		0.0
	Found-Personal Accessories	1	1	3.8	3.8	0	0		0.0
	Found-Household Property	2	2	3.8	7.6	3	3	3.8	11.4
	Found-Radio,TV,Sound-Reprod. Equip.	0	0		0.0	1	1	3.8	3.8
	Found-Others	0	0		0.0	2	2	3.8	7.6
	Lost Property -Master code	1	1	3.8	3.8	4	4	3.8	15.2
	Lost - Vehicle Accessories	0	0		0.0	1	1	3.8	3.8
	Lost-Personal Accessories	4	4	3.8	15.2	0	0		0.0
	Lost-Household Property	3	3	3.8	11.4	1	1	3.8	3.8
	Lost-Radio,TV,Sound-Reprod. Equip.	1	1	3.8	3.8	0	0		0.0
	Lost-Others	0	0		0.0	1	1	3.8	3.8
Sudden Death - Suicide	1	1	3.8	3.8	0	0		0.0	
Sudden Death - Natural Causes	2	2	3.8	7.6	2	2	3.8	7.6	
Sudden Death - Others	1	1	3.8	3.8	0	0		0.0	



## Calls For Service (CFS) Billing Summary Report

### Sioux Lookout (Jud/Jor/Der/Ver) January to March - 2024

Billing Categories <i>(Billing categories below do not match traditional crime groupings)</i>		2024				2023			
		January to March	Year to Date	Time Standard	Year To Date Weighted Hours	January to March	Year to Date	Time Standard	Year To Date Weighted Hours
Operational	Sudden Death - Apparent Overdose-Overdose	1	1	3.8	3.8	0	0		0.0
	Suspicious Vehicle	5	5	3.8	19.0	3	3	3.8	11.4
	Trouble with Youth	21	21	3.8	79.8	23	23	3.8	87.4
	Medical Assistance - Other	3	3	3.8	11.4	1	1	3.8	3.8
	Vehicle Recovered - Automobile	1	1	3.8	3.8	0	0		0.0
	Unwanted Persons	277	277	3.8	1,052.6	178	178	3.8	676.4
	Neighbour Dispute	3	3	3.8	11.4	5	5	3.8	19.0
	Other Municipal By-Laws	1	1	3.8	3.8	0	0		0.0
	Overdose/Suspected Overdose - Opioid Related	1	1	3.8	3.8	0	0		0.0
	Assist Fire Department	2	2	3.8	7.6	3	3	3.8	11.4
	Assist Public	206	206	3.8	782.8	249	249	3.8	946.2
	Distressed/Overdue Motorist	1	1	3.8	3.8	2	2	3.8	7.6
	Family Dispute	33	33	3.8	125.4	36	36	3.8	136.8
	<b>Total</b>	<b>740</b>	<b>740</b>	<b>3.8</b>	<b>2,812.0</b>	<b>614</b>	<b>614</b>	<b>3.8</b>	<b>2,333.2</b>
Operational2	False Holdup Alarm-Accidental Trip	4	4	1.5	6.0	4	4	1.5	6.0
	False Alarm -Others	20	20	1.5	30.0	27	27	1.5	40.5
	Keep the Peace	28	28	1.5	42.0	23	23	1.5	34.5
	911 call / 911 hang up	13	13	1.5	19.5	13	13	1.5	19.5
	911 call - Dropped Cell	14	14	1.5	21.0	22	22	1.5	33.0
	<b>Total</b>	<b>79</b>	<b>79</b>	<b>1.5</b>	<b>118.5</b>	<b>89</b>	<b>89</b>	<b>1.5</b>	<b>133.5</b>
Traffic	MVC - Personal Injury (MOTOR VEHICLE COLLISION)	1	1	3.8	3.8	2	2	3.8	7.6
	MVC - Prop. Dam. Non Reportable	15	15	3.8	57.0	9	9	3.8	34.2
	MVC - Prop. Dam. Reportable (MOTOR VEHICLE COLLISION)	11	11	3.8	41.8	15	15	3.8	57.0
	MVC - Prop. Dam. Failed to Remain (MOTOR VEHICLE COLLISION)	4	4	3.8	15.2	0	0		0.0
	MVC - Pers. Inj. Failed To Remain (MOTOR VEHICLE COLLISION)	0	0		0.0	1	1	3.8	3.8
	<b>Total</b>	<b>31</b>	<b>31</b>	<b>3.8</b>	<b>117.8</b>	<b>27</b>	<b>27</b>	<b>3.8</b>	<b>102.6</b>
<b>Total</b>	<b>1,232</b>	<b>1,232</b>		<b>6,569.7</b>	<b>1,141</b>	<b>1,141</b>		<b>6,423.0</b>	



## Calls For Service (CFS) Billing Summary Report

### Sioux Lookout (Jud/Jor/Der/Ver) January to March - 2024

#### Note to Detachment Commanders:

- The content of each report is to be shared by the Detachment Commander only with the municipality for which it was generated. The municipality may treat this as a public document and distribute it as they wish.
- All data is sourced from the Niche RMS application. Included are 'reported' occurrences (actuals and unfounded occurrences) for 'billable' occurrences ONLY. Data is refreshed on a weekly basis.
- The Traffic category includes motor vehicle collision (MVC) occurrences entered into Niche (UCR code 8521). MVCs are NOT sourced from the eCRS application for this report.
- Only the primary violation is counted within an occurrence.
- Time standards displayed are for the 2024 billing period.

#### Note to Municipalities:

- Data contained within this report is dynamic in nature and numbers will change over time as the Ontario Provincial Police continues to investigate and solve crime.
- This report is NOT to be used for crime trend analysis as not all occurrences are included.
- Data groupings within this report do not match traditional crime groupings seen in other public reports such as the OPP Police Services Board reports or Statistics Canada reporting.