

**SIOUX LOOKOUT OPP DETACHMENT BOARD
MEETING AGENDA**

Wednesday, September 24, 2024, 2:00 p.m., CDT

Link to livestream: <https://www.youtube.com/@SiouxLookoutON>

1. CALL MEETING TO ORDER

- a. Call Meeting to Order
- b. Attendance/Motions to Excuse (if any)
- c. Introduction of Inspector Jeffrey Duggan, Acting Detachment Commander, Sioux Lookout OPP Detachment

2. LAND ACKNOWLEDGEMENT

We are on the traditional territory of the Lac Seul First Nation within the areas of Treaty 3 and Treaty 9, and, in addition, many of the people and communities we serve are also in Treaty 5, Anishinaabe-Aski Nation.

3. APPROVAL OF AGENDA

- a. Introduction of Amendments to the Agenda
- b. Motion to Approve Agenda as Presented/Amended

4. DECLARATIONS OF PECUNIARY INTEREST

5. ADOPTION OF MINUTES – August 8, 2024

- a. Errors or Omissions
- b. Motion to Approve Minutes as Presented/Amended

6. DELEGATIONS/PRESENTATIONS -- NONE

7. ITEMS FOR DISCUSSION/REPORTS

- a. OPP Report/Statistics for 1st and 2nd Quarters, 2024, for Pickle Lake and Sioux Lookout – Inspector Jeffrey Duggan, Acting Detachment Commander
- b. Staff Report (revised) – Attendance at Joint Meeting of Ontario Association of Police Service Boards (OAPSB) Zone 1 and Ontario Association of Chiefs of Police (OACP), Thunder Bay, **December 11, 2024** (changed from September 10-11)
- c. Staff Report re Sioux Lookout OPP Detachment Board Insurance
- d. Staff Report re 2025 Sioux Lookout OPP Detachment Board Budget

10. NEXT MEETING DATE

11. MOTION TO ADJOURN

SIOUX LOOKOUT OPP DETACHMENT BOARD MEETING MINUTES
Thursday, August 8, 2024 at 2:00 p.m. CDT
This Meeting was held Virtually, via Zoom
(Recording Available Here: <https://www.youtube.com/watch?v=hxaltxYsnGc>)

ATTENDANCE

- Board:** Ms. Darlene Angeconeb, Chair
Community Appointee, Sioux Lookout
- Mayor Doug Lawrance,
Council Appointee, Sioux Lookout
- Councillor John Millar,
Council Appointee, Pickle Lake
- Mr. Robert Rasmussen,
Community Appointee, Pickle Lake
- Vacant,
Provincial Appointee, Ministry of the Solicitor General
- OPP:** OPP Staff was not present, as the Board dealt with administrative matters only.
- Staff:** Brian P. MacKinnon, Board Administrator,
CAO & Clerk, Municipality of Sioux Lookout
- Lynda Colby, Deputy Board Administrator
Clerk, Township of Pickle Lake
- Tiffany Thompson, Board Recording Secretary
Executive Assistant, Municipality of Sioux Lookout
- Guest:** Mary MacKenzie, Advisor
Special Projects Consultant, Municipality of Sioux Lookout

1. CALL MEETING TO ORDER – Darlene Angecneb, Chair

a. Call Meeting to Order

Ms. Angecneb called the meeting to order at 2:00 p.m.

b. Attendance/Motions to Excuse – Darlene Angecneb, Chair

Ms. Angecneb asked if there were any motions to excuse absent members.

B. MacKinnon advised that everyone was present at the meeting and therefore there were no motions to excuse.

2. LAND ACKNOWLEDGEMENT

Mayor Lawrance provided the following land acknowledgement:

We are on the traditional territory of the Lac Seul First Nation within the area of Treaty 3 and that many of the people and communities we serve are in Treaties 5 and 9, Anishinaabe-Aski Nation.

3. APPROVAL OF AGENDA

a. Introduction of Amendments to the Agenda - NONE

b. Motion to Approve Agenda as Presented/Amended

SLODB-011-2024

Moved By: Mayor Lawrance

Seconded: Mr. Rasmussen

THAT the Agenda for the August 8, 2024, Sioux Lookout OPP Detachment Board meeting be approved, as presented

CARRIED

4. DECLARATIONS OF PECUNIARY INTEREST - NONE

5. ADOPTION OF MINUTES – June 27, 2024

SLODB-012-2024

Moved By: Mr. Rasmussen

Seconded: Councillor Millar

THAT the Minutes from the June 27, 2024 Sioux Lookout O.P.P. Detachment Board meeting be approved, as presented.

CARRIED

6. DELEGATIONS/PRESENTATIONS - NONE

7. ITEMS FOR DISCUSSION/REPORTS

- a. **Staff Report -- Attendance at Joint Meeting of Ontario Association of Police Service Boards (OAPSB) Zone 1 and Ontario Association of Chiefs of Police (OACP), Thunder Bay, September 10-11, 2024**

B. MacKinnon provided a summary of the Staff Report advising the Board of its opportunity to send members to the Joint Meeting of Ontario Association of Police Service Boards (OAPSB) Zone 1 and Ontario Association of Chiefs of Police (OACP) meeting September 10-11, 2024 in Thunder Bay.

The Board opted to send Mayor Lawrance, from the Municipality of Sioux Lookout and Mr. Rasmussen, from the Township of Pickle Lake to the conference.

SLODB-013-2024

Moved By: Mr. Rasmussen
Seconded: Mayor Lawrance

THAT the Sioux Lookout OPP Detachment Board authorizes Doug Lawrance and Robert Rasmussen to attend the Ontario Association of Police Service Boards (OAPSB) Zone 1 Meeting, September 10-11, 2024, Thunder Bay, with necessary expenses allowed.

CARRIED

- b. **Review and approval of Sioux Lookout OPP Detachment Board “Rules and Procedures”**

B. MacKinnon reviewed the Sioux Lookout OPP Detachment Board Rules and Procedures with the Board members.

SLODB-014-2024

Moved By: Mr. Rasmussen
Seconded: Ms. Angecone

THAT the Sioux Lookout OPP Detachment Board approves, adopts and implements the Rules and Procedures and Local Policy as presented at the August 8, 2024, Detachment Board Meeting.

CARRIED

8. NEXT MEETING DATE

September 24, 2024 at 2:00 p.m. CDT via Zoom, available on YouTube:
https://youtube.com/live/2ThjH_6KKRA

9. MOTION TO ADJOURN

SLODB-015-2024

Moved By: Councillor Millar

Seconded: Mr. Rasmussen

THAT the August 8, 2024 meeting of the Sioux Lookout OPP Detachment Board adjourn at 3:22 p.m.

CARRIED

Adopted as presented this ____ day of _____, 2024.

Darlene Angeconeb, Chair

Brian P. MacKinnon, Board Administrator



Ontario Provincial Police

Sioux Lookout Detachment Cluster

1st Quarter Report

January – March 2024

Detachment Commander: Inspector Karl Duewel

Operations Manager: Staff Sergeant Russ Saudino

"Working together through engagement Education and Enforcement to identify

Proactive and Innovative strategies to keep our community safe"

**Police Services Board Report for Sioux Lookout
2024/Jan to 2024/Mar**

Public Complaints	
Policy	0
Service	0
Conduct	0

Date information collected from Professional Standards Bureau Commander Reports: 2024-08-13

Data Source

Ontario Provincial Police, Professional Standards Bureau Commander Reports

- Includes all public policy, service and conduct complaints submitted to the Office of the Independent Police Review Director (OIPRD)

Secondary Employment

Daily Activity Reporting Patrol Hours	
Total Hours	2024/Jan to 2024/Mar
Number of Cruiser Patrol Hours	839.50
Number of Motorcycle Patrol Hours	0.00
Number of Marine Patrol Hours	0.00
Number of ATV Patrol Hours	0.00
Number of Snowmobile Patrol Hours	9.00
Number of Bicycle Patrol Hours	0.00
Number of Foot Patrol Hours	483.00
Number of School Patrol Hours	12.00

Data source (Daily Activity Reporting System) date: 2024/08/19

Detachment: 2L - SIOUX LOOKOUT

Location code(s): 2L00 - SIOUX LOOKOUT

Area code(s): 2012 - Sioux Lookout (Jud/Jor/Der/Ver)

Report Generated by:

Duewel, Karl

Report Generated on:

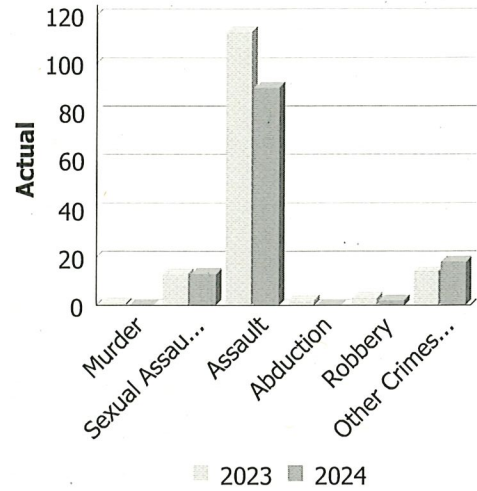
Aug 13, 2024 11:46:25 AM

PP-CSC-Operational Planning-4300

Police Services Board Report for Sioux Lookout
Records Management System
January to April - 2024

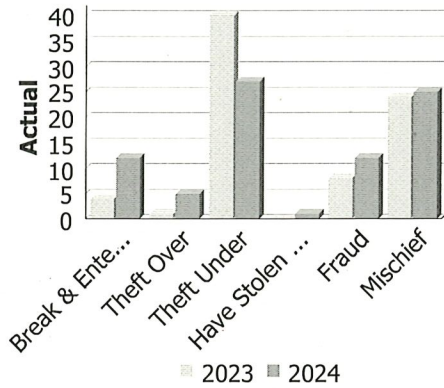
Violent Crime

Actual	January to April			Year to Date - April		
	2023	2024	% Change	2023	2024	% Change
Murder	1	0	-100.0%	1	0	-100.0%
Other Offences Causing Death	0	0	--	0	0	--
Attempted Murder	0	0	--	0	0	--
Sexual Assault	13	13	0.0%	13	13	0.0%
Assault	113	90	-20.4%	113	90	-20.4%
Abduction	2	0	-100.0%	2	0	-100.0%
Robbery	3	2	-33.3%	3	2	-33.3%
Other Crimes Against a Person	14	18	28.6%	14	18	28.6%
Total	146	123	-15.8%	146	123	-15.8%



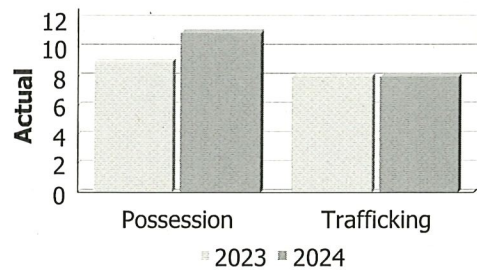
Property Crime

Actual	January to April			Year to Date - April		
	2023	2024	% Change	2023	2024	% Change
Arson	0	0	--	0	0	--
Break & Enter	4	12	200.0%	4	12	200.0%
Theft Over	1	5	400.0%	1	5	400.0%
Theft Under	40	27	-32.5%	40	27	-32.5%
Have Stolen Goods	0	1	--	0	1	--
Fraud	8	12	50.0%	8	12	50.0%
Mischief	24	25	4.2%	24	25	4.2%
Total	77	82	6.5%	77	82	6.5%



Drug Crime

Actual	January to April			Year to Date - April		
	2023	2024	% Change	2023	2024	% Change
Possession	9	11	22.2%	9	11	22.2%
Trafficking	8	8	0.0%	8	8	0.0%
Importation and Production	0	0	--	0	0	--
Total	17	19	11.8%	17	19	11.8%



Detachment: 2L - SIOUX LOOKOUT

Location code(s): 2L00 - SIOUX LOOKOUT

Area code(s): 2012 - Sioux Lookout (Jud/Jor/Der/Ver)

Data source date:
2024/08/10

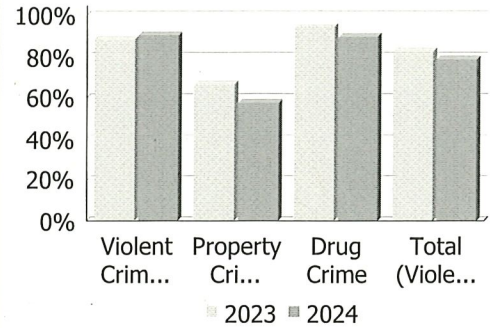
Report Generated by:
Duewel, Karl

Report Generated on:
Aug 13, 2024 11:47:31 AM
PP-CSC-Operational Planning-4300

**Police Services Board Report for Sioux Lookout
Records Management System
January to April - 2024**

Clearance Rate

Clearance Rate	January to April			Year to Date - April		
	2023	2024	Difference	2023	2024	Difference
Violent Crime	88.4%	90.2%	1.9%	88.4%	90.2%	1.9%
Property Crime	66.2%	57.3%	-8.9%	66.2%	57.3%	-8.9%
Drug Crime	94.1%	89.5%	-4.6%	94.1%	89.5%	-4.6%
Total (Violent, Property & Drug)	82.4%	78.6%	-3.8%	82.4%	78.6%	-3.8%



Data contained within this report is dynamic in nature and numbers will change over time as the Ontario Provincial Police continue to investigate and solve crime.

Data Utilized

- Major Crimes
- Niche RMS All Offence Level Business Intelligence Cube

Detachment: 2L - SIOUX LOOKOUT

Location code(s): 2L00 - SIOUX LOOKOUT

Area code(s): 2012 - Sioux Lookout (Jud/Jor/Der/Ver)

Data source date:
2024/08/10

Report Generated by:
Dewel, Karl

Report Generated on:
Aug 13, 2024 11:47:31 AM
PP-CSC-Operational Planning-4300



Calls For Service (CFS) Billing Summary Report

Sioux Lookout (Jud/Jor/Der/Ver) January to March - 2024

Billing Categories <i>(Billing categories below do not match traditional crime groupings)</i>	2024				2023			
	January to March	Year to Date	Time Standard	Year To Date Weighted Hours	January to March	Year to Date	Time Standard	Year To Date Weighted Hours
Violent Criminal Code	97	97	15.4	1,493.8	109	109	15.4	1,678.6
Property Crime Violations	67	67	6.3	422.1	61	61	6.3	384.3
Other Criminal Code Violations (Excluding traffic)	77	77	7.3	562.1	101	101	7.3	737.3
Drug Possession	3	3	6.9	20.7	7	7	6.9	48.3
Drugs	7	7	80.6	564.2	7	7	80.6	564.2
Statutes & Acts	131	131	3.5	458.5	126	126	3.5	441.0
Operational	740	740	3.8	2,812.0	614	614	3.8	2,333.2
Operational2	79	79	1.5	118.5	89	89	1.5	133.5
Traffic	31	31	3.8	117.8	27	27	3.8	102.6
Total	1,232	1,232		6,569.7	1,141	1,141		6,423.0

Note to Detachment Commanders:

- The content of each report is to be shared by the Detachment Commander only with the municipality for which it was generated. The municipality may treat this as a public document and distribute it as they wish.
- All data is sourced from the Niche RMS application. Included are 'reported' occurrences (actuals and unfounded occurrences) for 'billable' occurrences ONLY. Data is refreshed on a weekly basis.
- The Traffic category includes motor vehicle collision (MVC) occurrences entered into Niche (UCR code 8521). MVCs are NOT sourced from the eCRS application for this report.
- Only the primary violation is counted within an occurrence.
- Time standards displayed are for the 2024 billing period.

Note to Municipalities:

- Data contained within this report is dynamic in nature and numbers will change over time as the Ontario Provincial Police continues to investigate and solve crime.
- This report is NOT to be used for crime trend analysis as not all occurrences are included.
- Data groupings within this report do not match traditional crime groupings seen in other public reports such as the OPP Police Services Board reports or Statistics Canada reporting.



Calls For Service (CFS) Billing Summary Report

Sioux Lookout (Jud/Jor/Der/Ver) January to March - 2024

Billing Categories <i>(Billing categories below do not match traditional crime groupings)</i>		2024				2023			
		January to March	Year to Date	Time Standard	Year To Date Weighted Hours	January to March	Year to Date	Time Standard	Year To Date Weighted Hours
Violent Criminal Code	Murder 2nd Degree	0	0		0.0	1	1	15.4	15.4
	Sexual offence occurring prior to January 4, 1983	0	0		0.0	1	1	15.4	15.4
	Sexual Assault	13	13	15.4	200.2	8	8	15.4	123.2
	Sexual Interference	0	0		0.0	1	1	15.4	15.4
	Non-Consensual Distribution of Intimate Images	0	0		0.0	1	1	15.4	15.4
	Aggravated Assault-Level 3	1	1	15.4	15.4	1	1	15.4	15.4
	Assault With Weapon or Causing Bodily Harm-Level 2	10	10	15.4	154.0	18	18	15.4	277.2
	Assault-Level 1	51	51	15.4	785.4	58	58	15.4	893.2
	Assault Peace Officer	5	5	15.4	77.0	4	4	15.4	61.6
	Other Assaults / Admin Noxious thing	0	0		0.0	1	1	15.4	15.4
	Robbery, With Threat of Violence	1	1	15.4	15.4	0	0		0.0
	Robbery - Pursesnatch With Violence	1	1	15.4	15.4	0	0		0.0
	Robbery - Other	0	0		0.0	3	3	15.4	46.2
	Extortion	0	0		0.0	2	2	15.4	30.8
	Criminal Harassment	5	5	15.4	77.0	0	0		0.0
	Indecent/Harassing Communications	1	1	15.4	15.4	1	1	15.4	15.4
	Utter Threats -Master code	0	0		0.0	2	2	15.4	30.8
	Utter Threats to Person	9	9	15.4	138.6	7	7	15.4	107.8
	Total	97	97	15.4	1,493.8	109	109	15.4	1,678.6
Property Crime Violations	Break & Enter	8	8	6.3	50.4	4	4	6.3	25.2
	Unlawful in a dwelling house	2	2	6.3	12.6	0	0		0.0
	Theft of Motor Vehicle	3	3	6.3	18.9	1	1	6.3	6.3
	Theft of - Automobile	1	1	6.3	6.3	0	0		0.0
	Theft Under -master code	1	1	6.3	6.3	4	4	6.3	25.2
	Theft under - Bicycles	1	1	6.3	6.3	0	0		0.0
	Theft under - Persons	2	2	6.3	12.6	2	2	6.3	12.6
	Theft under - Other Theft	8	8	6.3	50.4	15	15	6.3	94.5
	Theft Under - Gasoline Drive-off	0	0		0.0	1	1	6.3	6.3
	Theft FROM Motor Vehicle Under \$5,000	3	3	6.3	18.9	0	0		0.0



Calls For Service (CFS) Billing Summary Report

Sioux Lookout (Jud/Jor/Der/Ver) January to March - 2024

Billing Categories <i>(Billing categories below do not match traditional crime groupings)</i>		2024				2023			
		January to March	Year to Date	Time Standard	Year To Date Weighted Hours	January to March	Year to Date	Time Standard	Year To Date Weighted Hours
Property Crime Violations	Theft Under \$5,000 [SHOPLIFTING]	6	6	6.3	37.8	8	8	6.3	50.4
	Possession of Stolen Goods under \$5,000	1	1	6.3	6.3	0	0		0.0
	Fraud - Steal/Forge/Poss./Use Credit Card	2	2	6.3	12.6	1	1	6.3	6.3
	Fraud -Money/property/security > \$5,000	1	1	6.3	6.3	1	1	6.3	6.3
	Fraud -Money/property/security <= \$5,000	5	5	6.3	31.5	5	5	6.3	31.5
	Fraud - Other	1	1	6.3	6.3	0	0		0.0
	Personation with Intent (fraud)	1	1	6.3	6.3	0	0		0.0
	Mischief - master code	14	14	6.3	88.2	12	12	6.3	75.6
	Mischief [Graffiti - Non Gang Related]	2	2	6.3	12.6	0	0		0.0
	Interfere with lawful use, enjoyment of property	3	3	6.3	18.9	4	4	6.3	25.2
	Property Damage	2	2	6.3	12.6	3	3	6.3	18.9
	Total	67	67	6.3	422.1	61	61	6.3	384.3
Other Criminal Code Violations (Excluding traffic)	Offensive Weapons-Possession of Weapons	3	3	7.3	21.9	2	2	7.3	14.6
	Offensive Weapons-Carry concealed	2	2	7.3	14.6	2	2	7.3	14.6
	Offensive Weapons-Prohibited	0	0		0.0	1	1	7.3	7.3
	Offensive Weapons-Other Offensive Weapons	0	0		0.0	1	1	7.3	7.3
	Offensive Weapons-False Statements	0	0		0.0	1	1	7.3	7.3
	Bail Violations - Fail To Comply	35	35	7.3	255.5	48	48	7.3	350.4
	Bail Violations - Others	0	0		0.0	2	2	7.3	14.6
	Disturb the Peace	25	25	7.3	182.5	26	26	7.3	189.8
	Indecent acts -Other	2	2	7.3	14.6	1	1	7.3	7.3
	Obstruct Public Peace Officer	2	2	7.3	14.6	6	6	7.3	43.8
	Breach of Probation	6	6	7.3	43.8	5	5	7.3	36.5
	Utter Threats to Property / Animals	0	0		0.0	1	1	7.3	7.3
	Public mischief - mislead peace officer	1	1	7.3	7.3	5	5	7.3	36.5
False Fire Alarm (CC Charge)	1	1	7.3	7.3	0	0		0.0	



Calls For Service (CFS) Billing Summary Report

Sioux Lookout (Jud/Jor/Der/Ver) January to March - 2024

Billing Categories <i>(Billing categories below do not match traditional crime groupings)</i>		2024				2023			
		January to March	Year to Date	Time Standard	Year To Date Weighted Hours	January to March	Year to Date	Time Standard	Year To Date Weighted Hours
Other Criminal Code Violations (Excluding traffic)	Total	77	77	7.3	562.1	101	101	7.3	737.3
Drug Possession	Possession Cocaine	3	3	6.9	20.7	4	4	6.9	27.6
	Possession Other Controlled Drugs and Substance Act	0	0		0.0	2	2	6.9	13.8
	Possession - Methamphetamine (Crystal Meth)	0	0		0.0	1	1	6.9	6.9
	Total	3	3	6.9	20.7	7	7	6.9	48.3
Drugs	Trafficking Cocaine	3	3	80.6	241.8	3	3	80.6	241.8
	Trafficking Other Controlled Drugs and Substance Act	3	3	80.6	241.8	0	0		0.0
	Trafficking - Methamphetamine (Crystal Meth)	1	1	80.6	80.6	4	4	80.6	322.4
	Total	7	7	80.6	564.2	7	7	80.6	564.2
Statutes & Acts	Landlord/Tenant	4	4	3.5	14.0	1	1	3.5	3.5
	Mental Health Act	17	17	3.5	59.5	11	11	3.5	38.5
	Mental Health Act - No contact with Police	2	2	3.5	7.0	1	1	3.5	3.5
	Mental Health Act - Attempt Suicide	10	10	3.5	35.0	14	14	3.5	49.0
	Mental Health Act - Threat of Suicide	22	22	3.5	77.0	24	24	3.5	84.0
	Mental Health Act - Voluntary Transport	17	17	3.5	59.5	19	19	3.5	66.5
	Mental Health Act - Placed on Form	5	5	3.5	17.5	4	4	3.5	14.0
	Mental Health Act - Apprehension	13	13	3.5	45.5	17	17	3.5	59.5
	Trespass To Property Act	41	41	3.5	143.5	35	35	3.5	122.5
	Total	131	131	3.5	458.5	126	126	3.5	441.0
Operational	Animal Stray	2	2	3.8	7.6	2	2	3.8	7.6
	Animal - Dog Owners Liability Act	1	1	3.8	3.8	1	1	3.8	3.8
	False Alarm - Warning Issued	1	1	3.8	3.8	0	0		0.0
	Domestic Disturbance	39	39	3.8	148.2	33	33	3.8	125.4
	Suspicious Person	23	23	3.8	87.4	10	10	3.8	38.0
	False Fire Alarm - Building	0	0		0.0	1	1	3.8	3.8
	Fire - Building	2	2	3.8	7.6	2	2	3.8	7.6



Calls For Service (CFS) Billing Summary Report

Sioux Lookout (Jud/Jor/Der/Ver) January to March - 2024

Billing Categories <i>(Billing categories below do not match traditional crime groupings)</i>		2024				2023			
		January to March	Year to Date	Time Standard	Year To Date Weighted Hours	January to March	Year to Date	Time Standard	Year To Date Weighted Hours
Operational	Fire - Vehicle	0	0		0.0	1	1	3.8	3.8
	Fire - Other	4	4	3.8	15.2	3	3	3.8	11.4
	Insecure Condition - Master code	29	29	3.8	110.2	3	3	3.8	11.4
	Insecure Condition - Building	29	29	3.8	110.2	0	0		0.0
	Insecure Condition - Others	0	0		0.0	1	1	3.8	3.8
	Missing Person 12 & older	3	3	3.8	11.4	2	2	3.8	7.6
	Missing Person Located Under 12	0	0		0.0	3	3	3.8	11.4
	Missing Person Located 12 & older	9	9	3.8	34.2	12	12	3.8	45.6
	Noise Complaint -Master code	14	14	3.8	53.2	13	13	3.8	49.4
	Noise Complaint - Residence	3	3	3.8	11.4	6	6	3.8	22.8
	Noise Complaint - Animal	0	0		0.0	1	1	3.8	3.8
	Noise Complaint - Others	4	4	3.8	15.2	0	0		0.0
	Found Property -Master code	5	5	3.8	19.0	5	5	3.8	19.0
	Found - License Plate	1	1	3.8	3.8	0	0		0.0
	Found-Personal Accessories	1	1	3.8	3.8	0	0		0.0
	Found-Household Property	2	2	3.8	7.6	3	3	3.8	11.4
	Found-Radio,TV,Sound-Reprod. Equip.	0	0		0.0	1	1	3.8	3.8
	Found-Others	0	0		0.0	2	2	3.8	7.6
	Lost Property -Master code	1	1	3.8	3.8	4	4	3.8	15.2
	Lost - Vehicle Accessories	0	0		0.0	1	1	3.8	3.8
	Lost-Personal Accessories	4	4	3.8	15.2	0	0		0.0
	Lost-Household Property	3	3	3.8	11.4	1	1	3.8	3.8
	Lost-Radio,TV,Sound-Reprod. Equip.	1	1	3.8	3.8	0	0		0.0
	Lost-Others	0	0		0.0	1	1	3.8	3.8
Sudden Death - Suicide	1	1	3.8	3.8	0	0		0.0	
Sudden Death - Natural Causes	2	2	3.8	7.6	2	2	3.8	7.6	
Sudden Death - Others	1	1	3.8	3.8	0	0		0.0	



Calls For Service (CFS) Billing Summary Report

Sioux Lookout (Jud/Jor/Der/Ver) January to March - 2024

Billing Categories <i>(Billing categories below do not match traditional crime groupings)</i>		2024				2023			
		January to March	Year to Date	Time Standard	Year To Date Weighted Hours	January to March	Year to Date	Time Standard	Year To Date Weighted Hours
Operational	Sudden Death - Apparent Overdose-Overdose	1	1	3.8	3.8	0	0		0.0
	Suspicious Vehicle	5	5	3.8	19.0	3	3	3.8	11.4
	Trouble with Youth	21	21	3.8	79.8	23	23	3.8	87.4
	Medical Assistance - Other	3	3	3.8	11.4	1	1	3.8	3.8
	Vehicle Recovered - Automobile	1	1	3.8	3.8	0	0		0.0
	Unwanted Persons	277	277	3.8	1,052.6	178	178	3.8	676.4
	Neighbour Dispute	3	3	3.8	11.4	5	5	3.8	19.0
	Other Municipal By-Laws	1	1	3.8	3.8	0	0		0.0
	Overdose/Suspected Overdose - Opioid Related	1	1	3.8	3.8	0	0		0.0
	Assist Fire Department	2	2	3.8	7.6	3	3	3.8	11.4
	Assist Public	206	206	3.8	782.8	249	249	3.8	946.2
	Distressed/Overdue Motorist	1	1	3.8	3.8	2	2	3.8	7.6
	Family Dispute	33	33	3.8	125.4	36	36	3.8	136.8
	Total	740	740	3.8	2,812.0	614	614	3.8	2,333.2
Operational2	False Holdup Alarm-Accidental Trip	4	4	1.5	6.0	4	4	1.5	6.0
	False Alarm -Others	20	20	1.5	30.0	27	27	1.5	40.5
	Keep the Peace	28	28	1.5	42.0	23	23	1.5	34.5
	911 call / 911 hang up	13	13	1.5	19.5	13	13	1.5	19.5
	911 call - Dropped Cell	14	14	1.5	21.0	22	22	1.5	33.0
	Total	79	79	1.5	118.5	89	89	1.5	133.5
Traffic	MVC - Personal Injury (MOTOR VEHICLE COLLISION)	1	1	3.8	3.8	2	2	3.8	7.6
	MVC - Prop. Dam. Non Reportable	15	15	3.8	57.0	9	9	3.8	34.2
	MVC - Prop. Dam. Reportable (MOTOR VEHICLE COLLISION)	11	11	3.8	41.8	15	15	3.8	57.0
	MVC - Prop. Dam. Failed to Remain (MOTOR VEHICLE COLLISION)	4	4	3.8	15.2	0	0		0.0
	MVC - Pers. Inj. Failed To Remain (MOTOR VEHICLE COLLISION)	0	0		0.0	1	1	3.8	3.8
	Total	31	31	3.8	117.8	27	27	3.8	102.6
Total	1,232	1,232		6,569.7	1,141	1,141		6,423.0	



Calls For Service (CFS) Billing Summary Report

Sioux Lookout (Jud/Jor/Der/Ver) January to March - 2024

Note to Detachment Commanders:

- The content of each report is to be shared by the Detachment Commander only with the municipality for which it was generated. The municipality may treat this as a public document and distribute it as they wish.
- All data is sourced from the Niche RMS application. Included are 'reported' occurrences (actuals and unfounded occurrences) for 'billable' occurrences ONLY. Data is refreshed on a weekly basis.
- The Traffic category includes motor vehicle collision (MVC) occurrences entered into Niche (UCR code 8521). MVCs are NOT sourced from the eCRS application for this report.
- Only the primary violation is counted within an occurrence.
- Time standards displayed are for the 2024 billing period.

Note to Municipalities:

- Data contained within this report is dynamic in nature and numbers will change over time as the Ontario Provincial Police continues to investigate and solve crime.
- This report is NOT to be used for crime trend analysis as not all occurrences are included.
- Data groupings within this report do not match traditional crime groupings seen in other public reports such as the OPP Police Services Board reports or Statistics Canada reporting.



Ontario Provincial Police

Sioux Lookout Detachment Cluster (Pickle Lake)

1st Quarter Report

January – March 2024

Detachment Commander: Inspector Karl Duewel

Operations Manager: Staff Sergeant Russ Saudino

"Working together through engagement Education and Enforcement to identify

Proactive and Innovative strategies to keep our community safe"

Pickle Lake

Police Services Board Report for Sioux Lookout
2024/Jan to 2024/Mar

Public Complaints	
Policy	0
Service	0
Conduct	0

Date information collected from Professional Standards Bureau Commander Reports: 2024-08-13

Data Source

Ontario Provincial Police, Professional Standards Bureau Commander Reports

- Includes all public policy, service and conduct complaints submitted to the Office of the Independent Police Review Director (OIPRD)

Secondary Employment

Daily Activity Reporting Patrol Hours	
Total Hours	2024/Jan to 2024/Mar
Number of Cruiser Patrol Hours	1,116.75
Number of Motorcycle Patrol Hours	0.00
Number of Marine Patrol Hours	0.00
Number of ATV Patrol Hours	0.00
Number of Snowmobile Patrol Hours	0.00
Number of Bicycle Patrol Hours	0.00
Number of Foot Patrol Hours	20.75
Number of School Patrol Hours	6.50

Data source (Daily Activity Reporting System) date: 2024/08/19

Detachment: 2L - SIOUX LOOKOUT
Location code(s): 2L20 - PICKLE LAKE
Area code(s): 2010 - Pickle Lake

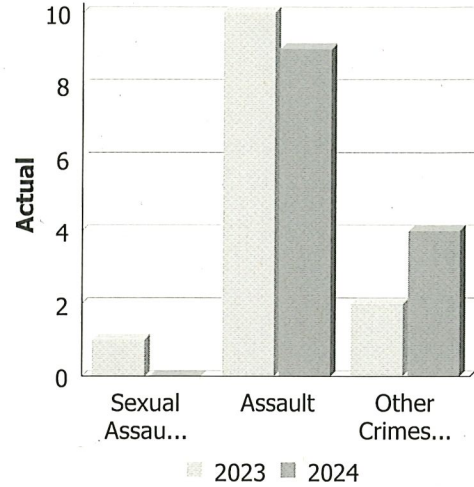
Report Generated by:
Duewel, Karl

Report Generated on:
Aug 13, 2024 11:49:34 AM
PP-CSC-Operational Planning-4300

**Police Services Board Report for Pickle Lake
Records Management System
January to March - 2024**

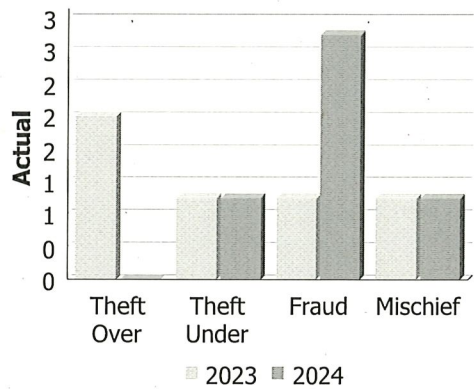
Violent Crime

Actual	January to March			Year to Date - March		
	2023	2024	% Change	2023	2024	% Change
Murder	0	0	--	0	0	--
Other Offences Causing Death	0	0	--	0	0	--
Attempted Murder	0	0	--	0	0	--
Sexual Assault	1	0	-100.0%	1	0	-100.0%
Assault	10	9	-10.0%	10	9	-10.0%
Abduction	0	0	--	0	0	--
Robbery	0	0	--	0	0	--
Other Crimes Against a Person	2	4	100.0%	2	4	100.0%
Total	13	13	0.0%	13	13	0.0%



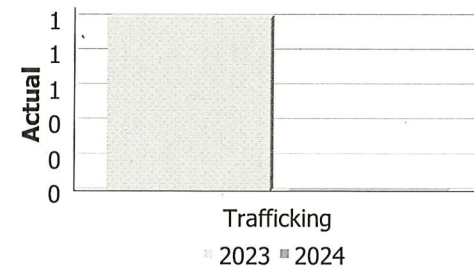
Property Crime

Actual	January to March			Year to Date - March		
	2023	2024	% Change	2023	2024	% Change
Arson	0	0	--	0	0	--
Break & Enter	0	0	--	0	0	--
Theft Over	2	0	-100.0%	2	0	-100.0%
Theft Under	1	1	0.0%	1	1	0.0%
Have Stolen Goods	0	0	--	0	0	--
Fraud	1	3	200.0%	1	3	200.0%
Mischief	1	1	0.0%	1	1	0.0%
Total	5	5	0.0%	5	5	0.0%



Drug Crime

Actual	January to March			Year to Date - March		
	2023	2024	% Change	2023	2024	% Change
Possession	0	0	--	0	0	--
Trafficking	1	0	-100.0%	1	0	-100.0%
Importation and Production	0	0	--	0	0	--
Total	1	0	-100.0%	1	0	-100.0%



Clearance Rate

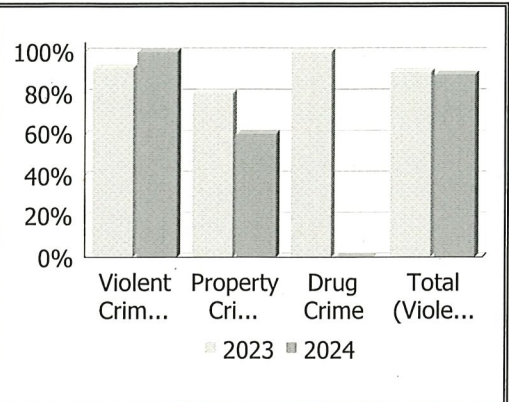
Detachment: 2L - SIOUX LOOKOUT
Location code(s): 2L20 - PICKLE LAKE
Area code(s): 2010 - Pickle Lake
Data source date:
 2024/08/10

Report Generated by:
 Duewel, Karl

Report Generated on:
 Aug 13, 2024 11:51:25 AM
 PP-CSC-Operational Planning-4300

**Police Services Board Report for Pickle Lake
Records Management System
January to March - 2024**

Clearance Rate	January to March			Year to Date - March		
	2023	2024	Difference	2023	2024	Difference
Violent Crime	92.3%	100.0%	7.7%	92.3%	100.0%	7.7%
Property Crime	80.0%	60.0%	-20.0%	80.0%	60.0%	-20.0%
Drug Crime	100.0%	--	--	100.0%	--	--
Total (Violent, Property & Drug)	90.0%	88.9%	-1.1%	90.0%	88.9%	-1.1%



Data contained within this report is dynamic in nature and numbers will change over time as the Ontario Provincial Police continue to investigate and solve crime.

Data Utilized

- Major Crimes
- Niche RMS All Offence Level Business Intelligence Cube

Detachment: 2L - SIOUX LOOKOUT
Location code(s): 2L20 - PICKLE LAKE
Area code(s): 2010 - Pickle Lake
Data source date:
 2024/08/10

Report Generated by:
 Duewel, Karl

Report Generated on:
 Aug 13, 2024 11:51:25 AM
 PP-CSC-Operational Planning-4300



Calls For Service (CFS) Billing Summary Report

Pickle Lake January to March - 2024

Billing Categories <i>(Billing categories below do not match traditional crime groupings)</i>	2024				2023			
	January to March	Year to Date	Time Standard	Year To Date Weighted Hours	January to March	Year to Date	Time Standard	Year To Date Weighted Hours
Violent Criminal Code	13	13	15.4	200.2	12	12	15.4	184.8
Property Crime Violations	5	5	6.3	31.5	5	5	6.3	31.5
Other Criminal Code Violations (Excluding traffic)	4	4	7.3	29.2	6	6	7.3	43.8
Drugs	0	0		0.0	1	1	80.6	80.6
Statutes & Acts	13	13	3.5	45.5	10	10	3.5	35.0
Operational	59	59	3.8	224.2	47	47	3.8	178.6
Operational2	4	4	1.5	6.0	4	4	1.5	6.0
Traffic	6	6	3.8	22.8	0	0		0.0
Total	104	104		559.4	85	85		560.3

Note to Detachment Commanders:

- The content of each report is to be shared by the Detachment Commander only with the municipality for which it was generated. The municipality may treat this as a public document and distribute it as they wish.
- All data is sourced from the Niche RMS application. Included are 'reported' occurrences (actuals and unfounded occurrences) for 'billable' occurrences ONLY. Data is refreshed on a weekly basis.
- The Traffic category includes motor vehicle collision (MVC) occurrences entered into Niche (UCR code 8521). MVCs are NOT sourced from the eCRS application for this report.
- Only the primary violation is counted within an occurrence.
- Time standards displayed are for the 2024 billing period.

Note to Municipalities:

- Data contained within this report is dynamic in nature and numbers will change over time as the Ontario Provincial Police continues to investigate and solve crime.
- This report is NOT to be used for crime trend analysis as not all occurrences are included.
- Data groupings within this report do not match traditional crime groupings seen in other public reports such as the OPP Police Services Board reports or Statistics Canada reporting.



Calls For Service (CFS) Billing Summary Report

Pickle Lake January to March - 2024

Billing Categories <i>(Billing categories below do not match traditional crime groupings)</i>		2024				2023			
		January to March	Year to Date	Time Standard	Year To Date Weighted Hours	January to March	Year to Date	Time Standard	Year To Date Weighted Hours
Violent Criminal Code	Assault With Weapon or Causing Bodily Harm-Level 2	1	1	15.4	15.4	1	1	15.4	15.4
	Assault-Level 1	5	5	15.4	77.0	9	9	15.4	138.6
	Assault Peace Officer	3	3	15.4	46.2	0	0		0.0
	Criminal Harassment	0	0		0.0	1	1	15.4	15.4
	Utter Threats to Person	4	4	15.4	61.6	0	0		0.0
	Other Criminal Code * against public order	0	0		0.0	1	1	15.4	15.4
	Total	13	13	15.4	200.2	12	12	15.4	184.8
Property Crime Violations	Theft of Motor Vehicle	0	0		0.0	2	2	6.3	12.6
	Theft Under \$5,000 [SHOPLIFTING]	1	1	6.3	6.3	1	1	6.3	6.3
	Fraud -Money/ property/security > \$5,000	1	1	6.3	6.3	0	0		0.0
	Fraud -Money/ property/security <= \$5,000	1	1	6.3	6.3	1	1	6.3	6.3
	Personation with Intent (fraud)	1	1	6.3	6.3	0	0		0.0
	Mischief - master code	1	1	6.3	6.3	1	1	6.3	6.3
	Total	5	5	6.3	31.5	5	5	6.3	31.5
Other Criminal Code Violations (Excluding traffic)	Bail Violations - Fail To Comply	3	3	7.3	21.9	5	5	7.3	36.5
	Disturb the Peace	1	1	7.3	7.3	1	1	7.3	7.3
	Total	4	4	7.3	29.2	6	6	7.3	43.8
Drugs	Trafficking Cocaine	0	0		0.0	1	1	80.6	80.6
	Total	0	0		0.0	1	1	80.6	80.6
Statutes & Acts	Mental Health Act	1	1	3.5	3.5	0	0		0.0
	Mental Health Act - Attempt Suicide	2	2	3.5	7.0	0	0		0.0
	Mental Health Act - Threat of Suicide	4	4	3.5	14.0	3	3	3.5	10.5
	Mental Health Act - Voluntary Transport	2	2	3.5	7.0	0	0		0.0
	Trespass To Property Act	4	4	3.5	14.0	7	7	3.5	24.5
	Total	13	13	3.5	45.5	10	10	3.5	35.0
Operational	Animal - Dog Owners Liability Act	0	0		0.0	2	2	3.8	7.6
	Domestic Disturbance	4	4	3.8	15.2	7	7	3.8	26.6
	Suspicious Person	2	2	3.8	7.6	1	1	3.8	3.8



Calls For Service (CFS) Billing Summary Report

Pickle Lake January to March - 2024

Billing Categories <i>(Billing categories below do not match traditional crime groupings)</i>		2024				2023			
		January to March	Year to Date	Time Standard	Year To Date Weighted Hours	January to March	Year to Date	Time Standard	Year To Date Weighted Hours
Operational	Fire - Other	1	1	3.8	3.8	0	0		0.0
	Insecure Condition - Master code	1	1	3.8	3.8	0	0		0.0
	Insecure Condition - Building	3	3	3.8	11.4	0	0		0.0
	Missing Person under 12	0	0		0.0	1	1	3.8	3.8
	Missing Person Located Under 12	0	0		0.0	1	1	3.8	3.8
	Missing Person Located 12 & older	1	1	3.8	3.8	1	1	3.8	3.8
	Noise Complaint - Vehicle	1	1	3.8	3.8	0	0		0.0
	Found Property - Master code	1	1	3.8	3.8	0	0		0.0
	Found-Personal Accessories	1	1	3.8	3.8	0	0		0.0
	Lost Property -Master code	0	0		0.0	1	1	3.8	3.8
	Sudden Death - Natural Causes	0	0		0.0	1	1	3.8	3.8
	Suspicious Vehicle	2	2	3.8	7.6	0	0		0.0
	Trouble with Youth	3	3	3.8	11.4	3	3	3.8	11.4
	Unwanted Persons	18	18	3.8	68.4	13	13	3.8	49.4
	Neighbour Dispute	0	0		0.0	2	2	3.8	7.6
	Assist Public	17	17	3.8	64.6	11	11	3.8	41.8
	Distressed/Overdue Motorist	2	2	3.8	7.6	2	2	3.8	7.6
Family Dispute	2	2	3.8	7.6	1	1	3.8	3.8	
Total	59	59	3.8	224.2	47	47	3.8	178.6	
Operational2	False Alarm -Others	0	0		0.0	1	1	1.5	1.5
	False Alarm - Cancelled	0	0		0.0	1	1	1.5	1.5
	Keep the Peace	4	4	1.5	6.0	1	1	1.5	1.5
	911 call - Dropped Cell	0	0		0.0	1	1	1.5	1.5
	Total	4	4	1.5	6.0	4	4	1.5	6.0
Traffic	MVC - Prop. Dam. Non Reportable	6	6	3.8	22.8	0	0		0.0
	Total	6	6	3.8	22.8	0	0		0.0
Total		104	104		559.4	85	85		560.3

Note to Detachment Commanders:

- The content of each report is to be shared by the Detachment Commander only with the municipality for which it was generated. The municipality may treat this as a public document and distribute it as they wish.



Calls For Service (CFS) Billing Summary Report

Pickle Lake January to March - 2024

- All data is sourced from the Niche RMS application. Included are 'reported' occurrences (actuals and unfounded occurrences) for 'billable' occurrences ONLY. Data is refreshed on a weekly basis.
- The Traffic category includes motor vehicle collision (MVC) occurrences entered into Niche (UCR code 8521). MVCs are NOT sourced from the eCRS application for this report.
- Only the primary violation is counted within an occurrence.
- Time standards displayed are for the 2024 billing period.

Note to Municipalities:

- Data contained within this report is dynamic in nature and numbers will change over time as the Ontario Provincial Police continues to investigate and solve crime.
- This report is NOT to be used for crime trend analysis as not all occurrences are included.
- Data groupings within this report do not match traditional crime groupings seen in other public reports such as the OPP Police Services Board reports or Statistics Canada reporting.



Ontario Provincial Police

Sioux Lookout Detachment Cluster

2nd Quarter Report

April – June 2024

Detachment Commander: Inspector Karl Duewel

Operations Manager: Staff Sergeant Russ Saudino

"Working together through engagement Education and Enforcement to identify

Proactive and Innovative strategies to keep our community safe"

Sioux Lookout OPP Detachment Board Report
for **Sioux Lookout**

Public Complaints		2024/Apr to 2024/Jun
Policy		0
Service		0
Conduct		0

Date information collected from Professional Standards Bureau Commander Reports: 2024-07-24

Data Source

Ontario Provincial Police, Professional Standards Bureau Commander Reports

- Includes all public policy, service and conduct complaints submitted to the Office of the Independent Police Review Director (OIPRD)

Secondary Employment

Daily Activity Reporting Patrol Hours	
Total Hours	2024/Apr to 2024/Jun
Number of Cruiser Patrol Hours	979.25
Number of Motorcycle Patrol Hours	0.00
Number of Marine Patrol Hours	26.00
Number of ATV Patrol Hours	0.00
Number of Snowmobile Patrol Hours	0.00
Number of Bicycle Patrol Hours	0.00
Number of Foot Patrol Hours	331.50
Number of School Patrol Hours	10.50

Data source (Daily Activity Reporting System) date: 2024/07/19

Detachment: 2L - SIOUX LOOKOUT

Location code(s): 2L00 - SIOUX LOOKOUT

Area code(s): 2012 - Sioux Lookout (Jud/Jor/Der/Ver)

Report Generated by:

Duewel, Karl

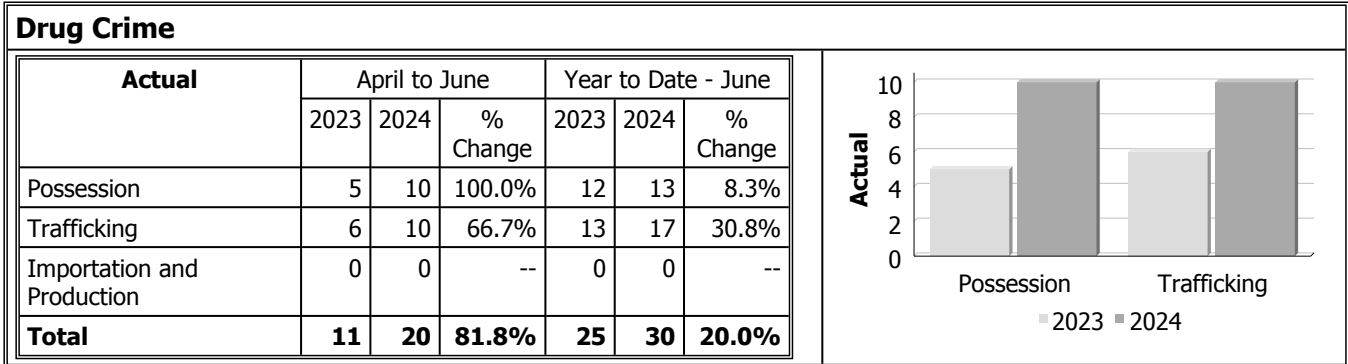
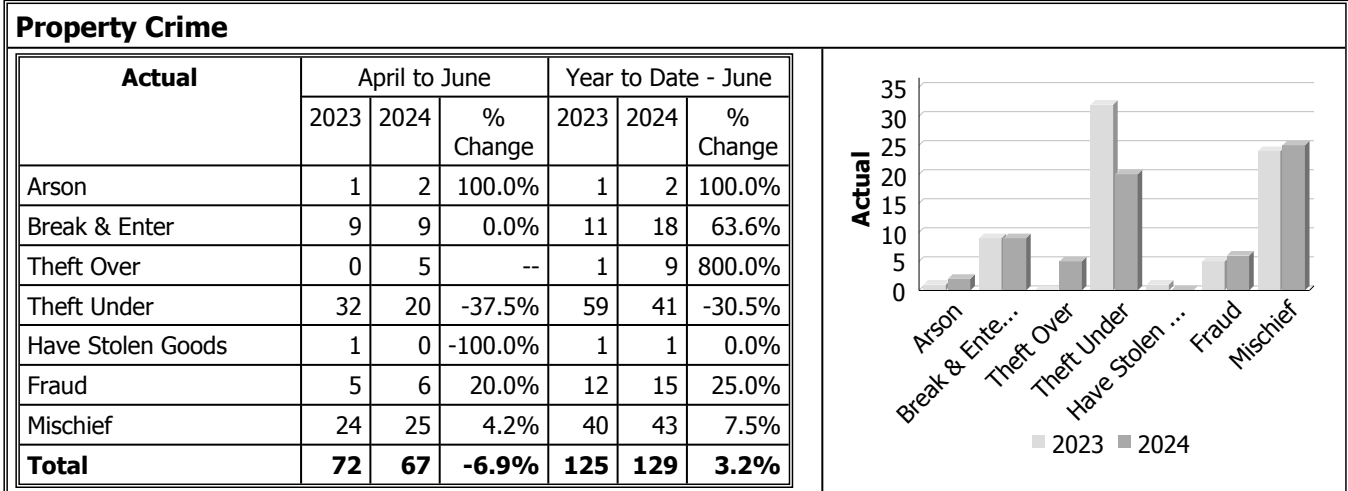
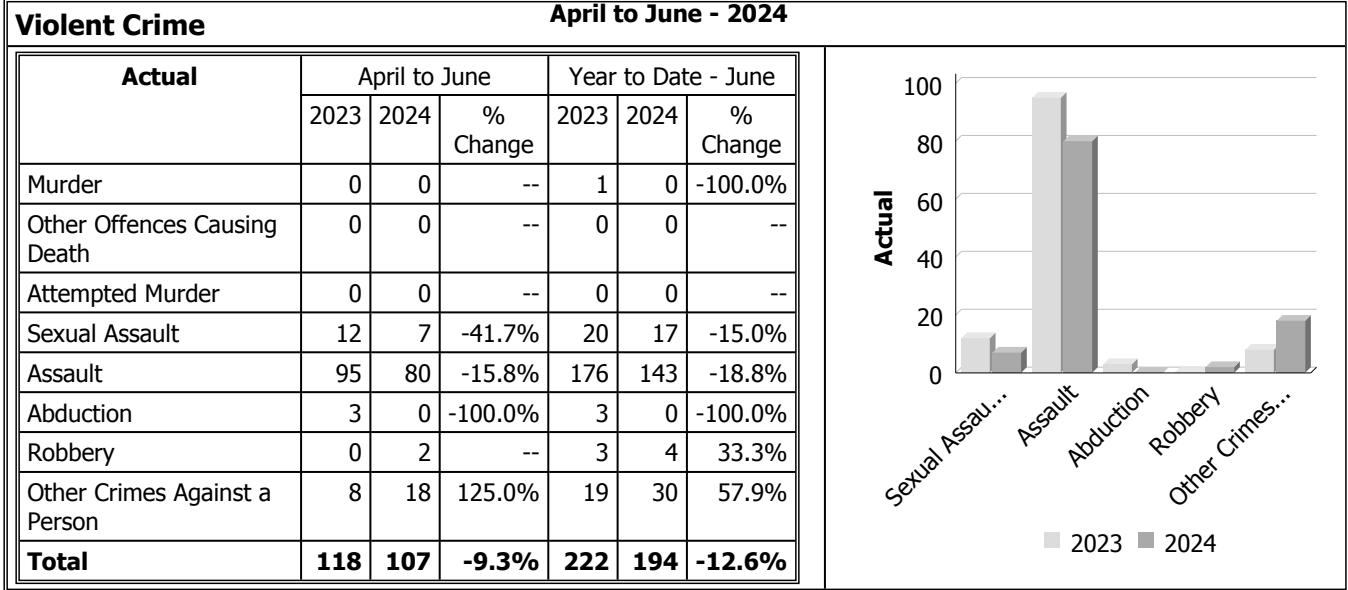
Report Generated on:

Jul 24, 2024 7:57:15 AM

PP-CSC-Operational Planning-4300

Sioux Lookout OPP Detachment **Board**

**Report for Sioux Lookout
Records Management System**



Clearance Rate

Detachment: 2L - SIOUX LOOKOUT

Location code(s): 2L00 - SIOUX LOOKOUT

Area code(s): 2012 - Sioux Lookout (Jud/Jor/Der/Ver)

Data source date: 2024/07/20

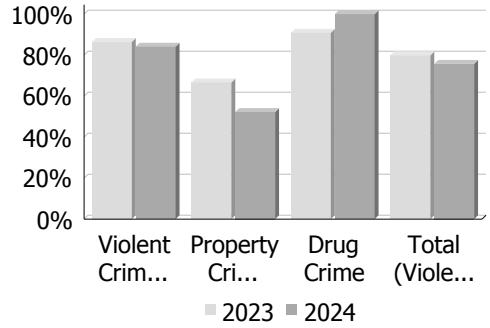
Report Generated by: Duewel, Karl

Report Generated on: Jul 24, 2024 7:58:45 AM

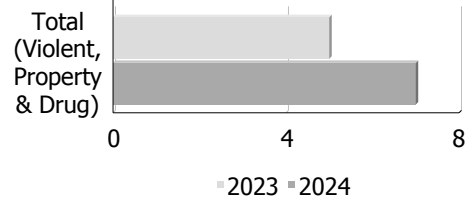
PP-CSC-Operational Planning-4300

**Sioux Lookout OPP Detachment Board Report
for Sioux Lookout
Records Management System
April to June - 2024**

Clearance Rate	April to June			Year to Date - June		
	2023	2024	Difference	2023	2024	Difference
Violent Crime	86.4%	84.1%	-2.3%	86.5%	86.1%	-0.4%
Property Crime	66.7%	52.2%	-14.4%	67.2%	51.9%	-15.3%
Drug Crime	90.9%	100.0%	9.1%	92.0%	93.3%	1.3%
Total (Violent, Property & Drug)	79.9%	75.7%	-4.2%	80.9%	75.1%	-5.9%



Unfounded						
Unfounded	April to June			Year to Date - June		
	2023	2024	% Change	2023	2024	% Change
Total (Violent, Property & Drug)	5	7	40.0%	13	20	53.8%



Data contained within this report is dynamic in nature and numbers will change over time as the Ontario Provincial Police continue to investigate and solve crime.

Data Utilized

- Major Crimes
- Niche RMS All Offence Level Business Intelligence Cube

Detachment: 2L - SIOUX LOOKOUT

Location code(s): 2L00 - SIOUX LOOKOUT

Area code(s): 2012 - Sioux Lookout (Jud/Jor/Der/Ver)

Data source date:

2024/07/20

Report Generated by:

Duewel, Karl

Report Generated on:

Jul 24, 2024 7:58:45 AM

PP-CSC-Operational Planning-4300



Calls For Service (CFS) Billing Summary Report

Sioux Lookout (Jud/Jor/Der/Ver) April to June - 2024

Billing Categories <i>(Billing categories below do not match traditional crime groupings)</i>	2024				2023			
	April to June	Year to Date	Time Standard	Year To Date Weighted Hours	April to June	Year to Date	Time Standard	Year To Date Weighted Hours
Violent Criminal Code	109	205	15.4	3,157.0	122	231	15.4	3,557.4
Property Crime Violations	71	139	6.3	875.7	80	141	6.3	888.3
Other Criminal Code Violations (Excluding traffic)	124	201	7.3	1,467.3	122	223	7.3	1,627.9
Drug Possession	13	16	6.9	110.4	8	15	6.9	103.5
Drugs	10	17	80.6	1,370.2	9	16	80.6	1,289.6
Statutes & Acts	115	246	3.5	861.0	143	269	3.5	941.5
Operational	787	1,527	3.8	5,802.6	752	1,367	3.8	5,194.6
Operational2	117	196	1.5	294.0	97	186	1.5	279.0
Traffic	22	53	3.8	201.4	33	60	3.8	228.0
Total	1,368	2,600		14,139.6	1,366	2,508		14,109.8

Note to Detachment Commanders:

- **The content of each report is to be shared by the Detachment Commander only with the municipality for which it was generated. The municipality may treat this as a public document and distribute it as they wish.**
- All data is sourced from the Niche RMS application. Included are 'reported' occurrences (actuals and unfounded occurrences) for 'billable' occurrences ONLY. Data is refreshed on a weekly basis.
- The Traffic category includes motor vehicle collision (MVC) occurrences entered into Niche (UCR code 8521). MVCs are NOT sourced from the eCRS application for this report.
- Only the primary violation is counted within an occurrence.
- Time standards displayed are for the 2024 billing period.

Note to Municipalities:

- Data contained within this report is dynamic in nature and numbers will change over time as the Ontario Provincial Police continues to investigate and solve crime.
- This report is NOT to be used for crime trend analysis as not all occurrences are included.
- Data groupings within this report do not match traditional crime groupings seen in other public reports such as the OPP Police Services Board reports or Statistics Canada reporting.



Calls For Service (CFS) Billing Summary Report

Sioux Lookout (Jud/Jor/Der/Ver) April to June - 2024

Billing Categories <i>(Billing categories below do not match traditional crime groupings)</i>		2024				2023			
		April to June	Year to Date	Time Standard	Year To Date Weighted Hours	April to June	Year to Date	Time Standard	Year To Date Weighted Hours
Violent Criminal Code	Murder 2nd Degree	0	0		0.0	0	1	15.4	15.4
	Sexual offence occurring prior to January 4, 1983	0	0		0.0	0	1	15.4	15.4
	Sexual Assault With a Weapon	1	1	15.4	15.4	0	0		0.0
	Sexual Assault	5	18	15.4	277.2	12	20	15.4	308.0
	Sexual Interference	1	1	15.4	15.4	1	2	15.4	30.8
	Non-Consensual Distribution of Intimate Images	0	0		0.0	1	2	15.4	30.8
	Aggravated Assault-Level 3	0	1	15.4	15.4	1	2	15.4	30.8
	Assault With Weapon or Causing Bodily Harm-Level 2	17	27	15.4	415.8	18	36	15.4	554.4
	Assault-Level 1	60	111	15.4	1,709.4	72	130	15.4	2,002.0
	Assault Peace Officer	5	10	15.4	154.0	4	8	15.4	123.2
	Assault Peace Officer w/weapon Bodily Harm	0	0		0.0	1	1	15.4	15.4
	Other Assaults / Admin Noxious thing	0	0		0.0	0	1	15.4	15.4
	Forcible confinement	0	0		0.0	3	3	15.4	46.2
	Robbery, With Threat of Violence	1	2	15.4	30.8	0	0		0.0
	Robbery - Pursesnatch With Violence	1	2	15.4	30.8	0	0		0.0
	Robbery - Other	0	0		0.0	0	3	15.4	46.2
	Extortion	0	0		0.0	1	3	15.4	46.2
	Criminal Harassment	1	6	15.4	92.4	1	1	15.4	15.4
	Indecent/Harassing Communications	0	1	15.4	15.4	3	4	15.4	61.6
	Utter Threats -Master code	0	0		0.0	0	2	15.4	30.8
	Utter Threats to Person	16	24	15.4	369.6	4	11	15.4	169.4
	Arson: Disregard for Human Life	1	1	15.4	15.4	0	0		0.0
	Total	109	205	15.4	3,157.0	122	231	15.4	3,557.4
Property Crime Violations	Arson - Auto	1	1	6.3	6.3	0	0		0.0
	Arson - Building	1	1	6.3	6.3	1	1	6.3	6.3
	Break & Enter	7	15	6.3	94.5	9	13	6.3	81.9
	Unlawful in a dwelling house	2	4	6.3	25.2	1	1	6.3	6.3
	Theft Over - Other Theft	2	2	6.3	12.6	0	0		0.0
	Theft of Motor Vehicle	3	6	6.3	37.8	0	1	6.3	6.3



Calls For Service (CFS) Billing Summary Report

Sioux Lookout (Jud/Jor/Der/Ver) April to June - 2024

Billing Categories <i>(Billing categories below do not match traditional crime groupings)</i>		2024				2023			
		April to June	Year to Date	Time Standard	Year To Date Weighted Hours	April to June	Year to Date	Time Standard	Year To Date Weighted Hours
Property Crime Violations	Theft of - Automobile	0	1	6.3	6.3	0	0		0.0
	Theft Under -master code	1	2	6.3	12.6	3	7	6.3	44.1
	Theft under - Bicycles	2	3	6.3	18.9	0	0		0.0
	Theft under - Persons	2	4	6.3	25.2	1	3	6.3	18.9
	Theft under - Other Theft	10	19	6.3	119.7	12	27	6.3	170.1
	Theft under - Boat Motor	1	1	6.3	6.3	0	0		0.0
	Theft Under - Gasoline Drive-off	0	0		0.0	0	1	6.3	6.3
	Theft FROM Motor Vehicle Under \$5,000	0	3	6.3	18.9	1	1	6.3	6.3
	Theft Under \$5,000 [SHOPLIFTING]	7	13	6.3	81.9	16	24	6.3	151.2
	Possession of Stolen Goods under \$5,000	0	1	6.3	6.3	1	1	6.3	6.3
	Fraud -Master code	0	0		0.0	1	1	6.3	6.3
	Fraud - Steal/Forge/Poss./Use Credit Card	1	3	6.3	18.9	1	2	6.3	12.6
	Fraud - False Pretence < = \$5,000	2	2	6.3	12.6	0	0		0.0
	Fraud -Money/property/security > \$5,000	0	1	6.3	6.3	1	2	6.3	12.6
	Fraud -Money/property/security <= \$5,000	1	6	6.3	37.8	2	7	6.3	44.1
	Fraud - Transportation	1	1	6.3	6.3	0	0		0.0
	Fraud - Other	0	1	6.3	6.3	0	0		0.0
	Personation with Intent (fraud)	0	1	6.3	6.3	0	0		0.0
	Fraud - False Pretence > \$5,000	1	1	6.3	6.3	0	0		0.0
	Mischief - master code	24	38	6.3	239.4	17	29	6.3	182.7
	Mischief [Graffiti - Non Gang Related]	0	2	6.3	12.6	0	0		0.0
	Interfere with lawful use, enjoyment of property	1	4	6.3	25.2	7	11	6.3	69.3
	Property Damage	1	3	6.3	18.9	6	9	6.3	56.7
Total	71	139	6.3	875.7	80	141	6.3	888.3	
Other Criminal Code Violations (Excluding traffic)	Possess Firearm while prohibited	0	0		0.0	2	2	7.3	14.6
	Other Criminal Code * Sec.78 - Sec.96	1	1	7.3	7.3	0	0		0.0
	Offensive Weapons-Possession of Weapons	1	4	7.3	29.2	3	5	7.3	36.5
	Offensive Weapons-Carry concealed	1	3	7.3	21.9	2	4	7.3	29.2



Calls For Service (CFS) Billing Summary Report

Sioux Lookout (Jud/Jor/Der/Ver) April to June - 2024

Billing Categories <i>(Billing categories below do not match traditional crime groupings)</i>		2024				2023			
		April to June	Year to Date	Time Standard	Year To Date Weighted Hours	April to June	Year to Date	Time Standard	Year To Date Weighted Hours
Other Criminal Code Violations (Excluding traffic)	Offensive Weapons-Prohibited	0	0		0.0	0	1	7.3	7.3
	Offensive Weapons-Other Offensive Weapons	0	0		0.0	2	3	7.3	21.9
	Offensive Weapons-False Statements	0	0		0.0	0	1	7.3	7.3
	Bail Violations - Fail To Comply	53	88	7.3	642.4	42	90	7.3	657.0
	Bail Violations - Others	0	0		0.0	0	2	7.3	14.6
	Bail Violations - Recognizance	0	0		0.0	1	1	7.3	7.3
	Disturb the Peace	52	77	7.3	562.1	44	70	7.3	511.0
	Indecent acts -Master code	0	0		0.0	2	2	7.3	14.6
	Indecent acts -Other	4	6	7.3	43.8	1	2	7.3	14.6
	Obstruct Public Peace Officer	2	4	7.3	29.2	4	10	7.3	73.0
	Trespass at Night	1	1	7.3	7.3	1	1	7.3	7.3
	Breach of Probation	7	13	7.3	94.9	12	17	7.3	124.1
	Utter Threats to Property / Animals	0	0		0.0	0	1	7.3	7.3
	Disobey court order/Misconduct executing process	0	0		0.0	1	1	7.3	7.3
	Obstruct Justice/Fabricate Evidence	0	0		0.0	1	1	7.3	7.3
	Public mischief - mislead peace officer	1	2	7.3	14.6	1	6	7.3	43.8
	Possession of Burglary Tools	1	1	7.3	7.3	0	0		0.0
	False Fire Alarm (CC Charge)	0	1	7.3	7.3	0	0		0.0
	Causing unnecessary suffering to Animals	0	0		0.0	1	1	7.3	7.3
	Other Criminal Code * Sec.462 - Sec.753	0	0		0.0	2	2	7.3	14.6
Total	124	201	7.3	1,467.3	122	223	7.3	1,627.9	
Drug Possession	Possession Cocaine	5	8	6.9	55.2	3	7	6.9	48.3
	Possession Other Controlled Drugs and Substance Act	5	5	6.9	34.5	2	4	6.9	27.6
	Possession - Methamphetamine (Crystal Meth)	2	2	6.9	13.8	0	1	6.9	6.9
	Possession û Opioid (other than heroin)	0	0		0.0	1	1	6.9	6.9
	Drug related occurrence	1	1	6.9	6.9	2	2	6.9	13.8



Calls For Service (CFS) Billing Summary Report

Sioux Lookout (Jud/Jor/Der/Ver) April to June - 2024

Billing Categories <i>(Billing categories below do not match traditional crime groupings)</i>		2024				2023			
		April to June	Year to Date	Time Standard	Year To Date Weighted Hours	April to June	Year to Date	Time Standard	Year To Date Weighted Hours
Drug Possession	Total	13	16	6.9	110.4	8	15	6.9	103.5
Drugs	Trafficking Cocaine	8	11	80.6	886.6	5	8	80.6	644.8
	Trafficking Other Controlled Drugs and Substance Act	0	3	80.6	241.8	0	0		0.0
	Trafficking - Methamphetamine (Crystal Meth)	2	3	80.6	241.8	1	5	80.6	403.0
	Trafficking ð Opioid (other than heroin)	0	0		0.0	2	2	80.6	161.2
	Distribution of cannabis to youth, by adult	0	0		0.0	1	1	80.6	80.6
	Total	10	17	80.6	1,370.2	9	16	80.6	1,289.6
Statutes & Acts	Landlord/Tenant	5	9	3.5	31.5	10	11	3.5	38.5
	Mental Health Act	19	36	3.5	126.0	13	24	3.5	84.0
	Mental Health Act - No contact with Police	4	6	3.5	21.0	1	2	3.5	7.0
	Mental Health Act - Attempt Suicide	9	19	3.5	66.5	6	20	3.5	70.0
	Mental Health Act - Threat of Suicide	16	38	3.5	133.0	20	44	3.5	154.0
	Mental Health Act - Voluntary Transport	12	29	3.5	101.5	21	40	3.5	140.0
	Mental Health Act - Placed on Form	5	10	3.5	35.0	6	10	3.5	35.0
	Mental Health Act - Apprehension	4	17	3.5	59.5	20	37	3.5	129.5
	Trespass To Property Act	41	82	3.5	287.0	45	80	3.5	280.0
	Family Law Act -Order for possession of matrimonial home	0	0		0.0	1	1	3.5	3.5
	Total	115	246	3.5	861.0	143	269	3.5	941.5
	Operational	Animal - Bear Complaint	1	1	3.8	3.8	0	0	
Animal - Left in Vehicle		0	0		0.0	1	1	3.8	3.8
Animal Bite		2	2	3.8	7.6	0	0		0.0
Animal Stray		2	4	3.8	15.2	1	3	3.8	11.4
Animal Injured		0	0		0.0	1	1	3.8	3.8
Animal - Dog Owners Liability Act		1	2	3.8	7.6	1	2	3.8	7.6
False Alarm - Warning Issued		0	1	3.8	3.8	0	0		0.0
Domestic Disturbance		36	75	3.8	285.0	43	76	3.8	288.8
Suspicious Person		29	52	3.8	197.6	17	27	3.8	102.6
Phone -Threatening - No Charges Laid		0	0		0.0	1	1	3.8	3.8



Calls For Service (CFS) Billing Summary Report

Sioux Lookout (Jud/Jor/Der/Ver) April to June - 2024

Billing Categories <i>(Billing categories below do not match traditional crime groupings)</i>		2024				2023			
		April to June	Year to Date	Time Standard	Year To Date Weighted Hours	April to June	Year to Date	Time Standard	Year To Date Weighted Hours
Operational	Phone -Other - No Charges Laid	2	2	3.8	7.6	0	0		0.0
	False Fire Alarm - Building	0	0		0.0	0	1	3.8	3.8
	Fire - Building	3	5	3.8	19.0	0	2	3.8	7.6
	Fire - Vehicle	1	1	3.8	3.8	0	1	3.8	3.8
	Fire - Other	9	13	3.8	49.4	10	13	3.8	49.4
	Insecure Condition - Master code	23	52	3.8	197.6	5	8	3.8	30.4
	Insecure Condition - Building	2	31	3.8	117.8	1	1	3.8	3.8
	Insecure Condition - Others	0	0		0.0	0	1	3.8	3.8
	Missing Person under 12	0	0		0.0	1	1	3.8	3.8
	Missing Person 12 & older	2	5	3.8	19.0	7	9	3.8	34.2
	Missing Person Located Under 12	1	1	3.8	3.8	0	2	3.8	7.6
	Missing Person Located 12 & older	6	15	3.8	57.0	27	39	3.8	148.2
	Noise Complaint -Master code	12	26	3.8	98.8	6	19	3.8	72.2
	Noise Complaint - Vehicle	0	0		0.0	1	1	3.8	3.8
	Noise Complaint - Residence	4	7	3.8	26.6	1	7	3.8	26.6
	Noise Complaint - Business	1	1	3.8	3.8	0	0		0.0
	Noise Complaint - Animal	0	0		0.0	0	1	3.8	3.8
	Noise Complaint - Others	3	7	3.8	26.6	1	1	3.8	3.8
	Accident -non MVC - Others	1	1	3.8	3.8	0	0		0.0
	Found Property -Master code	12	17	3.8	64.6	9	14	3.8	53.2
	Found - License Plate	0	1	3.8	3.8	0	0		0.0
	Found-Personal Accessories	1	2	3.8	7.6	0	0		0.0
	Found-Household Property	2	4	3.8	15.2	1	4	3.8	15.2
	Found-Radio,TV,Sound-Reprod. Equip.	0	0		0.0	0	1	3.8	3.8
	Found-Sporting Goods, Hobby Equip.	0	0		0.0	1	1	3.8	3.8
	Found-Others	0	0		0.0	0	2	3.8	7.6
	Lost Property -Master code	2	3	3.8	11.4	6	10	3.8	38.0
	Lost License Plate	0	0		0.0	1	1	3.8	3.8



Calls For Service (CFS) Billing Summary Report

Sioux Lookout (Jud/Jor/Der/Ver) April to June - 2024

Billing Categories <i>(Billing categories below do not match traditional crime groupings)</i>		2024				2023			
		April to June	Year to Date	Time Standard	Year To Date Weighted Hours	April to June	Year to Date	Time Standard	Year To Date Weighted Hours
Operational	Lost - Computer, parts & accessories	1	1	3.8	3.8	0	0		0.0
	Lost - Vehicle Accessories	0	0		0.0	0	1	3.8	3.8
	Lost-Personal Accessories	2	6	3.8	22.8	1	1	3.8	3.8
	Lost-Household Property	1	4	3.8	15.2	1	2	3.8	7.6
	Lost-Radio,TV,Sound-Reprod. Equip.	0	1	3.8	3.8	0	0		0.0
	Lost-Bicycles	0	0		0.0	1	1	3.8	3.8
	Lost-Others	1	1	3.8	3.8	0	1	3.8	3.8
	Sudden Death -master code	0	0		0.0	1	1	3.8	3.8
	Sudden Death - Suicide	0	1	3.8	3.8	0	0		0.0
	Sudden Death - Natural Causes	2	4	3.8	15.2	1	3	3.8	11.4
	Sudden Death - Others	0	1	3.8	3.8	0	0		0.0
	Sudden Death - Apparent Overdose-Overdose	0	1	3.8	3.8	0	0		0.0
	Suspicious Vehicle	5	10	3.8	38.0	2	5	3.8	19.0
	Trouble with Youth	26	47	3.8	178.6	34	57	3.8	216.6
	Medical Assistance -Other	1	4	3.8	15.2	0	1	3.8	3.8
	Vehicle Recovered - Automobile	2	3	3.8	11.4	0	0		0.0
	Vehicle Recovered - Trucks	1	1	3.8	3.8	0	0		0.0
	Unwanted Persons	229	506	3.8	1,922.8	185	362	3.8	1,375.6
	Neighbour Dispute	9	12	3.8	45.6	6	11	3.8	41.8
	Other Municipal By-Laws	1	2	3.8	7.6	0	0		0.0
	Overdose/Suspected Overdose - Opioid Related	0	1	3.8	3.8	1	1	3.8	3.8
	Assist Fire Department	8	10	3.8	38.0	0	3	3.8	11.4
	Assist Public	299	505	3.8	1,919.0	344	596	3.8	2,264.8
	Distressed/Overdue Motorist	1	2	3.8	7.6	4	6	3.8	22.8
	Family Dispute	40	73	3.8	277.4	28	64	3.8	243.2
	Total	787	1,527	3.8	5,802.6	752	1,367	3.8	5,194.6
Operational2	False Alarm-Accidental Trip	1	1	1.5	1.5	0	0		0.0
	False Holdup Alarm-Accidental Trip	8	12	1.5	18.0	4	8	1.5	12.0
	False Alarm -Others	42	62	1.5	93.0	18	45	1.5	67.5
	Keep the Peace	36	64	1.5	96.0	27	50	1.5	75.0
	911 call / 911 hang up	13	26	1.5	39.0	19	32	1.5	48.0
	911 hang up - Pocket Dial	1	1	1.5	1.5	0	0		0.0



Calls For Service (CFS) Billing Summary Report

Sioux Lookout (Jud/Jor/Der/Ver) April to June - 2024

Billing Categories <i>(Billing categories below do not match traditional crime groupings)</i>		2024				2023			
		April to June	Year to Date	Time Standard	Year To Date Weighted Hours	April to June	Year to Date	Time Standard	Year To Date Weighted Hours
Operational2	911 call - Dropped Cell	16	30	1.5	45.0	29	51	1.5	76.5
	Total	117	196	1.5	294.0	97	186	1.5	279.0
Traffic	MVC - Personal Injury (MOTOR VEHICLE COLLISION)	0	1	3.8	3.8	1	3	3.8	11.4
	MVC - Prop. Dam. Non Reportable	10	25	3.8	95.0	13	22	3.8	83.6
	MVC - Prop. Dam. Reportable (MOTOR VEHICLE COLLISION)	10	21	3.8	79.8	16	31	3.8	117.8
	MVC - Prop. Dam. Failed to Remain (MOTOR VEHICLE COLLISION)	2	6	3.8	22.8	2	2	3.8	7.6
	MVC - Pers. Inj. Failed To Remain (MOTOR VEHICLE COLLISION)	0	0		0.0	0	1	3.8	3.8
	MVC - Others (MOTOR VEHICLE COLLISION)	0	0		0.0	1	1	3.8	3.8
	Total	22	53	3.8	201.4	33	60	3.8	228.0
Total	1,368	2,600		14,139.6	1,366	2,508		14,109.8	

Note to Detachment Commanders:

- The content of each report is to be shared by the Detachment Commander only with the municipality for which it was generated. The municipality may treat this as a public document and distribute it as they wish.
- All data is sourced from the Niche RMS application. Included are 'reported' occurrences (actuals and unfounded occurrences) for 'billable' occurrences ONLY. Data is refreshed on a weekly basis.
- The Traffic category includes motor vehicle collision (MVC) occurrences entered into Niche (UCR code 8521). MVCs are NOT sourced from the eCRS application for this report.
- Only the primary violation is counted within an occurrence.
- Time standards displayed are for the 2024 billing period.

Note to Municipalities:

- Data contained within this report is dynamic in nature and numbers will change over time as the Ontario Provincial Police continues to investigate and solve crime.
- This report is NOT to be used for crime trend analysis as not all occurrences are included.
- Data groupings within this report do not match traditional crime groupings seen in other public reports such as the OPP Police Services Board reports or Statistics Canada reporting.



Ontario Provincial Police

Sioux Lookout Detachment Cluster (Pickle Lake)

2nd Quarter Report

January – March 2024

Detachment Commander: Inspector Karl Duewel

Operations Manager: Staff Sergeant Russ Saudino

"Working together through engagement Education and Enforcement to identify

Proactive and Innovative strategies to keep our community safe"

**Police Services Board Report for Pickle Lake
2024/Apr to 2024/Jun**

Public Complaints	
Policy	0
Service	0
Conduct	0

Date information collected from Professional Standards Bureau Commander Reports: 2024-08-13

Data Source

Ontario Provincial Police, Professional Standards Bureau Commander Reports

- Includes all public policy, service and conduct complaints submitted to the Office of the Independent Police Review Director (OIPRD)

Secondary Employment

Daily Activity Reporting Patrol Hours	
Total Hours	2024/Apr to 2024/Jun
Number of Cruiser Patrol Hours	967.25
Number of Motorcycle Patrol Hours	0.00
Number of Marine Patrol Hours	0.00
Number of ATV Patrol Hours	3.00
Number of Snowmobile Patrol Hours	0.00
Number of Bicycle Patrol Hours	0.00
Number of Foot Patrol Hours	28.00
Number of School Patrol Hours	6.00

Data source (Daily Activity Reporting System) date: 2024/08/19

Detachment: 2L - SIOUX LOOKOUT
Location code(s): 2L20 - PICKLE LAKE
Area code(s): 2010 - Pickle Lake

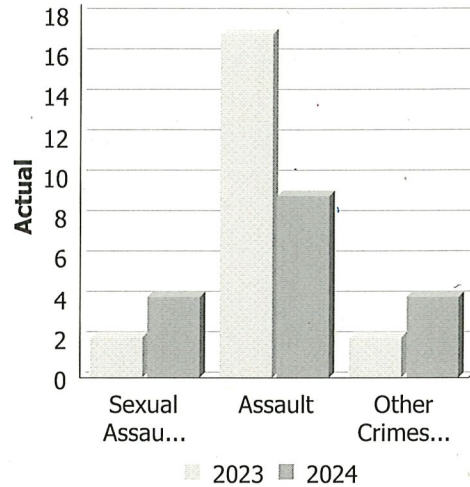
Report Generated by:
 Duewel, Karl

Report Generated on:
 Aug 13, 2024 11:56:20 AM
 PP-CSC-Operational Planning-4300

**Police Services Board Report for Pickle Lake
Records Management System
April to June - 2024**

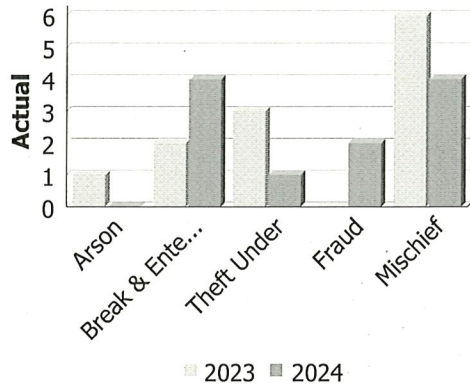
Violent Crime

Actual	April to June			Year to Date - June		
	2023	2024	% Change	2023	2024	% Change
Murder	0	0	--	0	0	--
Other Offences Causing Death	0	0	--	0	0	--
Attempted Murder	0	0	--	0	0	--
Sexual Assault	2	4	100.0%	3	4	33.3%
Assault	17	9	-47.1%	27	18	-33.3%
Abduction	0	0	--	0	0	--
Robbery	0	0	--	0	0	--
Other Crimes Against a Person	2	4	100.0%	4	8	100.0%
Total	21	17	-19.0%	34	30	-11.8%



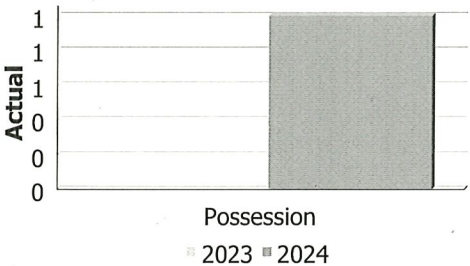
Property Crime

Actual	April to June			Year to Date - June		
	2023	2024	% Change	2023	2024	% Change
Arson	1	0	-100.0%	1	0	-100.0%
Break & Enter	2	4	100.0%	2	4	100.0%
Theft Over	0	0	--	2	0	-100.0%
Theft Under	3	1	-66.7%	4	2	-50.0%
Have Stolen Goods	0	0	--	0	0	--
Fraud	0	2	--	1	5	400.0%
Mischief	6	4	-33.3%	7	5	-28.6%
Total	12	11	-8.3%	17	16	-5.9%



Drug Crime

Actual	April to June			Year to Date - June		
	2023	2024	% Change	2023	2024	% Change
Possession	0	1	--	0	1	--
Trafficking	0	0	--	1	0	-100.0%
Importation and Production	0	0	--	0	0	--
Total	0	1	--	1	1	0.0%



Clearance Rate

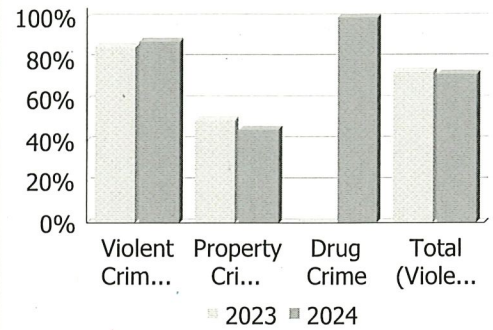
Detachment: 2L - SIOUX LOOKOUT
Location code(s): 2L20 - PICKLE LAKE
Area code(s): 2010 - Pickle Lake
Data source date: 2024/08/10

Report Generated by:
 Duewel, Karl

Report Generated on:
 Aug 13, 2024 11:57:39 AM
 PP-CSC-Operational Planning-4300

**Police Services Board Report for Pickle Lake
Records Management System
April to June - 2024**

Clearance Rate	April to June			Year to Date - June		
	2023	2024	Difference	2023	2024	Difference
Violent Crime	85.7%	88.2%	2.5%	88.2%	93.3%	5.1%
Property Crime	50.0%	45.4%	-4.6%	58.8%	50.0%	-8.8%
Drug Crime	--	100.0%	--	100.0%	100.0%	0.0%
Total (Violent, Property & Drug)	73.5%	72.4%	-1.1%	79.6%	78.7%	-0.9%



Data contained within this report is dynamic in nature and numbers will change over time as the Ontario Provincial Police continue to investigate and solve crime.

Data Utilized

- Major Crimes
- Niche RMS All Offence Level Business Intelligence Cube

Detachment: 2L - SIOUX LOOKOUT
Location code(s): 2L20 - PICKLE LAKE
Area code(s): 2010 - Pickle Lake
Data source date:
 2024/08/10

Report Generated by:
 Duewel, Karl

Report Generated on:
 Aug 13, 2024 11:57:39 AM
 PP-CSC-Operational Planning-4300



Calls For Service (CFS) Billing Summary Report

Pickle Lake April to June - 2024

Billing Categories <i>(Billing categories below do not match traditional crime groupings)</i>	2024				2023			
	April to June	Year to Date	Time Standard	Year To Date Weighted Hours	April to June	Year to Date	Time Standard	Year To Date Weighted Hours
Violent Criminal Code	17	30	15.4	462.0	22	34	15.4	523.6
Property Crime Violations	13	18	6.3	113.4	12	17	6.3	107.1
Other Criminal Code Violations (Excluding traffic)	13	17	7.3	124.1	13	19	7.3	138.7
Drug Possession	1	1	6.9	6.9	0	0		0.0
Drugs	0	0		0.0	0	1	80.6	80.6
Statutes & Acts	13	26	3.5	91.0	15	25	3.5	87.5
Operational	63	122	3.8	463.6	50	97	3.8	368.6
Operational2	6	10	1.5	15.0	2	6	1.5	9.0
Traffic	2	8	3.8	30.4	3	3	3.8	11.4
Total	128	232		1,306.4	117	202		1,326.5

Note to Detachment Commanders:

- The content of each report is to be shared by the Detachment Commander only with the municipality for which it was generated. The municipality may treat this as a public document and distribute it as they wish.
- All data is sourced from the Niche RMS application. Included are 'reported' occurrences (actuals and unfounded occurrences) for 'billable' occurrences ONLY. Data is refreshed on a weekly basis.
- The Traffic category includes motor vehicle collision (MVC) occurrences entered into Niche (UCR code 8521). MVCs are NOT sourced from the eCRS application for this report.
- Only the primary violation is counted within an occurrence.
- Time standards displayed are for the 2024 billing period.

Note to Municipalities:

- Data contained within this report is dynamic in nature and numbers will change over time as the Ontario Provincial Police continues to investigate and solve crime.
- This report is NOT to be used for crime trend analysis as not all occurrences are included.
- Data groupings within this report do not match traditional crime groupings seen in other public reports such as the OPP Police Services Board reports or Statistics Canada reporting.



Calls For Service (CFS) Billing Summary Report

Pickle Lake April to June - 2024

Billing Categories <i>(Billing categories below do not match traditional crime groupings)</i>		2024				2023			
		April to June	Year to Date	Time Standard	Year To Date Weighted Hours	April to June	Year to Date	Time Standard	Year To Date Weighted Hours
Violent Criminal Code	Sexual Assault	2	2	15.4	30.8	2	2	15.4	30.8
	Sexual Interference	2	2	15.4	30.8	0	0		0.0
	Non-Consensual Distribution of Intimate Images	0	0		0.0	1	1	15.4	15.4
	Assault With Weapon or Causing Bodily Harm-Level 2	1	2	15.4	30.8	2	3	15.4	46.2
	Assault-Level 1	7	12	15.4	184.8	14	23	15.4	354.2
	Assault Peace Officer	1	4	15.4	61.6	1	1	15.4	15.4
	Criminal Harassment	1	1	15.4	15.4	0	1	15.4	15.4
	Utter Threats to Person	3	7	15.4	107.8	2	2	15.4	30.8
	Other Criminal Code * against public order	0	0		0.0	0	1	15.4	15.4
	Total	17	30	15.4	462.0	22	34	15.4	523.6
Property Crime Violations	Arson - Others	0	0		0.0	1	1	6.3	6.3
	Break & Enter	5	5	6.3	31.5	2	2	6.3	12.6
	Theft of Motor Vehicle	0	0		0.0	0	2	6.3	12.6
	Theft under - Trailers	0	0		0.0	2	2	6.3	12.6
	Theft under - Other Theft	0	0		0.0	1	1	6.3	6.3
	Theft Under \$5,000 [SHOPLIFTING]	1	2	6.3	12.6	0	1	6.3	6.3
	Fraud - False Pretence <= \$5,000	1	1	6.3	6.3	0	0		0.0
	Fraud -Money/property/ security > \$5,000	0	1	6.3	6.3	0	0		0.0
	Fraud -Money/property/ security <= \$5,000	1	2	6.3	12.6	0	1	6.3	6.3
	Personation with Intent (fraud)	0	1	6.3	6.3	0	0		0.0
	Mischief - master code	3	4	6.3	25.2	4	5	6.3	31.5
	Mischief [Graffiti - Non Gang Related]	0	0		0.0	1	1	6.3	6.3
	Interfere with lawful use, enjoyment of property	1	1	6.3	6.3	1	1	6.3	6.3
	Property Damage	1	1	6.3	6.3	0	0		0.0
	Total	13	18	6.3	113.4	12	17	6.3	107.1
Other Criminal Code Violations (Excluding traffic)	Offensive Weapons-Possession of Weapons	0	0		0.0	1	1	7.3	7.3
	Bail Violations - Fail To Comply	8	11	7.3	80.3	10	15	7.3	109.5
	Bail Violations - Recognizance	1	1	7.3	7.3	0	0		0.0
	Disturb the Peace	3	4	7.3	29.2	2	3	7.3	21.9



Calls For Service (CFS) Billing Summary Report

Pickle Lake April to June - 2024

Billing Categories <i>(Billing categories below do not match traditional crime groupings)</i>		2024				2023			
		April to June	Year to Date	Time Standard	Year To Date Weighted Hours	April to June	Year to Date	Time Standard	Year To Date Weighted Hours
Other Criminal Code Violations (Excluding traffic)	Obstruct Public Peace Officer	1	1	7.3	7.3	0	0		0.0
	Total	13	17	7.3	124.1	13	19	7.3	138.7
Drug Possession	Possession Cocaine	1	1	6.9	6.9	0	0		0.0
	Total	1	1	6.9	6.9	0	0		0.0
Drugs	Trafficking Cocaine	0	0		0.0	0	1	80.6	80.6
	Total	0	0		0.0	0	1	80.6	80.6
Statutes & Acts	Landlord/Tenant	1	1	3.5	3.5	0	0		0.0
	Mental Health Act	0	1	3.5	3.5	2	2	3.5	7.0
	Mental Health Act - Attempt Suicide	1	3	3.5	10.5	1	1	3.5	3.5
	Mental Health Act - Threat of Suicide	6	10	3.5	35.0	4	7	3.5	24.5
	Mental Health Act - Voluntary Transport	0	2	3.5	7.0	2	2	3.5	7.0
	Mental Health Act - Placed on Form	0	0		0.0	2	2	3.5	7.0
	Trespass To Property Act	5	9	3.5	31.5	4	11	3.5	38.5
	Total	13	26	3.5	91.0	15	25	3.5	87.5
Operational	Animal - Bear Complaint	2	2	3.8	7.6	4	4	3.8	15.2
	Animal Stray	2	2	3.8	7.6	0	0		0.0
	Animal - Dog Owners Liability Act	0	0		0.0	0	2	3.8	7.6
	Domestic Disturbance	5	9	3.8	34.2	5	12	3.8	45.6
	Suspicious Person	3	5	3.8	19.0	2	3	3.8	11.4
	Fire - Building	0	0		0.0	1	1	3.8	3.8
	Fire - Other	0	1	3.8	3.8	0	0		0.0
	Insecure Condition -Master code	0	1	3.8	3.8	0	0		0.0
	Insecure Condition - Building	0	3	3.8	11.4	1	1	3.8	3.8
	Missing Person under 12	0	0		0.0	0	1	3.8	3.8
	Missing Person 12 & older	0	0		0.0	3	3	3.8	11.4
	Missing Person Located Under 12	0	0		0.0	1	2	3.8	7.6
	Missing Person Located 12 & older	0	1	3.8	3.8	2	3	3.8	11.4
	Noise Complaint -Master code	2	2	3.8	7.6	1	1	3.8	3.8
	Noise Complaint - Vehicle	0	1	3.8	3.8	0	0		0.0
Noise Complaint - Others	1	1	3.8	3.8	1	1	3.8	3.8	
Found Property -Master code	0	1	3.8	3.8	1	1	3.8	3.8	



Calls For Service (CFS) Billing Summary Report

Pickle Lake April to June - 2024

Billing Categories <i>(Billing categories below do not match traditional crime groupings)</i>		2024				2023			
		April to June	Year to Date	Time Standard	Year To Date Weighted Hours	April to June	Year to Date	Time Standard	Year To Date Weighted Hours
Operational	Found-Personal Accessories	0	1	3.8	3.8	0	0		0.0
	Found-Household Property	0	0		0.0	1	1	3.8	3.8
	Lost Property -Master code	1	1	3.8	3.8	0	1	3.8	3.8
	Sudden Death - Natural Causes	0	0		0.0	0	1	3.8	3.8
	Suspicious Vehicle	0	2	3.8	7.6	0	0		0.0
	Trouble with Youth	6	9	3.8	34.2	2	5	3.8	19.0
	Unwanted Persons	19	37	3.8	140.6	4	17	3.8	64.6
	Neighbour Dispute	0	0		0.0	0	2	3.8	7.6
	Assist Public	19	36	3.8	136.8	20	31	3.8	117.8
	Distressed/Overdue Motorist	0	2	3.8	7.6	1	3	3.8	11.4
	Family Dispute	3	5	3.8	19.0	0	1	3.8	3.8
Total	63	122	3.8	463.6	50	97	3.8	368.6	
Operational2	False Alarm -Others	0	0		0.0	0	1	1.5	1.5
	False Alarm -Cancelled	0	0		0.0	0	1	1.5	1.5
	Keep the Peace	5	9	1.5	13.5	2	3	1.5	4.5
	911 call / 911 hang up	1	1	1.5	1.5	0	0		0.0
	911 call - Dropped Cell	0	0		0.0	0	1	1.5	1.5
	Total	6	10	1.5	15.0	2	6	1.5	9.0
Traffic	MVC - Prop. Dam. Non Reportable	1	7	3.8	26.6	1	1	3.8	3.8
	MVC - Prop. Dam. Reportable (MOTOR VEHICLE COLLISION)	1	1	3.8	3.8	2	2	3.8	7.6
	Total	2	8	3.8	30.4	3	3	3.8	11.4
Total	128	232		1,306.4	117	202		1,326.5	

Note to Detachment Commanders:

- The content of each report is to be shared by the Detachment Commander only with the municipality for which it was generated. The municipality may treat this as a public document and distribute it as they wish.
- All data is sourced from the Niche RMS application. Included are 'reported' occurrences (actuals and unfounded occurrences) for 'billable' occurrences ONLY. Data is refreshed on a weekly basis.
- The Traffic category includes motor vehicle collision (MVC) occurrences entered into Niche (UCR code 8521). MVCs are NOT sourced from the eCRS application for this report.
- Only the primary violation is counted within an occurrence.
- Time standards displayed are for the 2024 billing period.

Note to Municipalities:

- Data contained within this report is dynamic in nature and numbers will change over time as the Ontario Provincial Police continues to investigate and solve crime.
- This report is NOT to be used for crime trend analysis as not all occurrences are included.



Calls For Service (CFS) Billing Summary Report

Pickle Lake April to June - 2024

- Data groupings within this report do not match traditional crime groupings seen in other public reports such as the OPP Police Services Board reports or Statistics Canada reporting.

SIoux LOOKOUT OPP DETACHMENT BOARD REGULAR SESSION REPORT -- REVISED

MEETING TYPE: Regular Session

TO:	Sioux Lookout OPP Detachment Board
FROM:	Brian P. MacKinnon, Board Administrator
DATE:	9/24/2024
SUBJECT:	Consideration of Attendance at Ontario Association of Police Service Boards (OAPSB) Zone 1 Meeting, December 11, 2024, Thunder Bay

TITLE: Ontario Association of Police Service Boards (OAPSB) Zone 1 Meeting, December 11, 2024, Thunder Bay

RECOMMENDATION:

THAT the Sioux Lookout OPP Detachment Board authorizes _____ to attend the Ontario Association of Police Service Boards (OAPSB) Zone 1 Meeting, Lakehead University – Faculty Lounge, December 11, 2024, Thunder Bay, with necessary expenses allowed.

PURPOSE:

For the Sioux Lookout OPP Detachment Board to consider sending Board Member(s) and/or Staff to the Ontario Association of Police Service Boards (OAPSB) Zone 1 Meeting, December 11, 2024, Thunder Bay, and to approve the expenditure.

MEETING DATE CHANGE AND REVISED REPORT:

The Board may remember that this matter was brought to their attention at the August 8 meeting. The Board authorized Mayor Lawrance and Mr. Rasmussen to attend. However, since that time, Staff has been advised that the date for the OAPSB Zone 1 meeting has changed from September 10-11 to December 11, 9:00 a.m. (EST), at Lakehead University – Faculty Lounge. A block of rooms has been secured at the Delta Hotel for \$200/night.

This matter is being brought back to the Board for consideration again to determine which Members and/or Staff are available and who the Board will authorize to attend. The costs have not changed but they will depend on how many people attend.

The balance of this Staff Report from this point is the same as the report provided to the Board for the August 8th meeting.

BACKGROUND:

The Sioux Lookout OPP Detachment Board is a member of the Ontario Association of Police Service Boards (OAPSB). Throughout the implementation of the *Community Safety and Policing Act*, OAPSB has provided invaluable training, resources, advice, information and one-on-one consultation to staff.

In addition to that support, OAPSB also held its Annual Conference June 3-5. Unfortunately, the Detachment Board was not in a position to participate this year; however, the Board could participate in OAPSB's Zone 1 meeting, being held jointly this year with the Ontario Association of Chiefs of Police (OACP), September 10-11, 2024, in Thunder Bay.

The Zone 1 Secretary, Kelsie Van Belleghem, a Councillor with the City of Kenora, reached out in June of this year to invite the Board to participate and Staff has been in contact with her and the Zone 1 Chair, John McTaggart, to obtain details about the meeting.

Although Staff is not familiar with these meetings, based on their experience with OAPSB, it is expected that useful information will be shared at the meeting, not to mention the ability to network with members of other Detachment Boards in the Zone 1 area to obtain some "local and regional" perspectives. Staff expects that a lot of information-sharing with regard to implementation of the *CSPA* will take place and some great ideas will be shared.

In addition, the perspective from the OACP will likely be interesting as well.

Ms. Belleghem and Mr. McTaggart have also asked if there is a presentation or any topics or questions that the Board might like to have raised at the meeting. If the Board has any items, Staff would be pleased to pass them along.

DISCUSSION:

The Board may wish to consider sending one or more Members or Staff to the meeting.

The meeting will be held in Thunder Bay, September 10-11. There will be a joint session with the OACP and OAPSB held at Old Fort William on September 11. The OAPSB Zone 1 meeting will be held later in the afternoon on September 10. Time and location have yet to be determined.

There is no registration fee. Costs would be travel, accommodation, meals, incidentals, etc.

Cost break down as follows, subject to who attends (based on proposed Rules and Procedures re Travel Expenses):

Item	Notes	Total	
Registration Fee		\$0.00	
Transportation* *(Some savings may be achieved by carpooling/taking MOSL Municipal vehicle from SLKT)	*Mileage from/to Pickle Lake/Thunder Bay - 1080km x 70¢ =	\$756.00	
	*Mileage from/to Sioux Lookout/Thunder Bay – 790km x 70¢ =	\$553.00	
Hotel (location unknown at this time) One overnight expected.	Estimated cost @ \$200/person x 2 people (+tax) =	\$400.00	
Meals (These are estimates. They are subject to what meals are provided and how many people attend.)	Anticipated: 2 x lunch @ \$22.15ea 2 x dinner @ 54.40ea 2 x breakfast @21.90ea	\$44.30 \$108.80 \$43.80	\$196.90
Incidentals	1½ days x 2 x \$17.50 =	\$52.50	
Per Diem (If one Board Member attends)	1½ days x 1 x \$150 + \$75 =	\$225.00	
Per Diem (if two Board Members attend)		\$450.00	
TOTAL (estimates only)		\$2,183.40 - \$2,408.40	

FINANCIAL IMPLICATIONS:

Estimated total cost to send two Board Members would be approximately \$2,408.40. It depends on how many people the Board authorizes to attend, whether they're Board Members and/or Staff, what meals are provided, and transportation.

The Board included \$4,469.35 in its 2024 Estimates/Budget for attendance at the OAPSB Annual Conference in June. However, as mentioned above, the Board was not in a position to participate. Therefore, a portion of the funds allocated for the Annual Conference could be used for attendance at the Zone 1 meeting.

ATTACHMENTS: None.

SIGNATURES:

Written By:

Name: Brian P. MacKinnon

Title: Board Administrator

SIoux LOOKOUT OPP DETACHMENT BOARD REGULAR SESSION REPORT

MEETING TYPE: Regular Meeting

TO:	Sioux Lookout OPP Detachment Board
FROM:	Brian P. MacKinnon, Administrator, Sioux Lookout OPP Detachment Board
DATE:	9/24/2024
SUBJECT:	Detachment Board Insurance

TITLE: Sioux Lookout OPP Detachment Board Insurance

RECOMMENDATION (MOTION):

That the Sioux Lookout OPP Detachment Board approves the quote for Detachment Board insurance from IPE (Intact Public Entities) in the amount of \$3,440 plus HST, effective immediately.

PURPOSE: The purpose of this report is to have the Sioux Lookout OPP Detachment Board approve insurance coverage for the Board.

BACKGROUND:

When the *Community Safety and Policing Act* came into force on April 1, 2024, Staff became aware, through the Ministry of the Solicitor General (SOLGEN) and the Ontario Association of Police Service Boards (OAPSB) that Detachment Boards (DB) would have to get insurance coverage for its Members, separate from any municipal insurance. The insurance would have to cover all Members – Council Members, Community Representatives, and the Provincial Appointee.

Unfortunately, at the time the *Act* came into force, the insurance marketplace did not have an appropriate insurance product for DBs because of the ambiguity of the structure and legal status of the Boards. Detachment Boards are not “local boards” by definition; they are not “committees of council”; they are separate legal entities.

While the issue of the structure and legal status of DBs is still ambiguous, the insurance marketplace now has insurance products for Boards and Board Member coverage.

DISCUSSION:

DB Staff has been made aware of DB insurance coverage packages from three different companies: AON, IPE (Intact Public Entities), and an OAPSB Group Coverage Plan through Medallion Insurance.

Staff did a comparison of the coverages and premiums of the different packages and is recommending coverage from IPE at a cost of \$3,440 +HST, for the first year.

Highlights of IPE's coverage are as follows:

Comprehensive General Liability	\$10,000,000 per occurrence 10,000,000 General Aggregate
Voluntary Medical Payments	\$50,000 Per Person \$50,000 Per Accident (no deductible)
Voluntary Property Damage	\$50,000 Per Person \$50,000 Per Accident (no deductible)
Voluntary Compensation – Employees	\$50,000 Each Person \$250,000 Annual Aggregate (no deductible)
Forest Fire Expense	\$1,000,000 \$1,000,000 Aggregate (no deductible)
Directors & Officers Coverage for individual board and its members; (*Members are not <u>personally</u> liable per the <u>CSPA.</u>)	\$5,000,000 Aggregate (\$5,000 deductible)
Non-Owned Auto Coverage	\$10,000,000
Legal Liability for Damage to Hired Automobiles	\$50,000 (\$500 deductible)
Additional Limit of Liability – Insuring Agreement A (Personal Insurance) only	\$1,000,000 Aggregate
Premium	\$3,443 + tax (Casualty – General Liability; Non-Owned Automobile; Directors' & Officers' Liability)

IPE had comprehensive coverage and a very competitive price. Plus, IPE is a known company as it is the insurance used by the Municipality of Sioux Lookout; however, the Policy for the DB is completely separate from the Municipality of Sioux Lookout and the Township of Pickle Lake's coverage.

Staff is recommending that the DB approve IPE's quote for insurance coverage.

The cost will be split between the Municipality of Sioux Lookout and the Township of Pickle Lake with each being appointed \$1,721.50 + HST for their respective 50% share.

SIGNATURES:

Written By:

Name: Brian P. MacKinnon

Title: Board Administrator, Sioux Lookout OPP Detachment Board

SIoux LOOKOUT OPP DETACHMENT BOARD REGULAR SESSION REPORT

MEETING TYPE: Regular Meeting

TO:	Sioux Lookout OPP Detachment Board
FROM:	Brian P. MacKinnon, Administrator, Sioux Lookout OPP Detachment Board
DATE:	9/24/2024
SUBJECT:	Detachment Board Meetings – 2025 Budget

TITLE: Sioux Lookout OPP Detachment Board 2025 Budget

RECOMMENDATION (MOTION):

THAT the Sioux Lookout OPP Detachment Board recommends to the Council of The Corporation of the Municipality of Sioux Lookout and the Council of The Corporation of the Township of Pickle Lake that the 2025 Sioux Lookout OPP Detachment Board Budget, as to the Detachment Board Administrator Report dated September 24, 2024, be approved.

PURPOSE:

The Purpose of this report is to present Draft Estimates/Budget for the Sioux Lookout OPP Detachment Board to the Board for consideration, approval in principle, and recommendation to the Councils of Pickle Lake and Sioux Lookout for approval.

BACKGROUND:

Section 71(2) of the *Community Safety and Policing Act* requires that the Board's Estimates/Budget be submitted to every municipality that receives policing from the detachment along with a statement of the municipality's share of the costs.

A draft of the 2025 Estimates/Budget is attached for the Board's consideration.

DISCUSSION:

There is not much difference between the 2024 Budget (approved in July 2024) and the 2025 Draft Estimates/Budget. However, changes are itemized below:

- **Revenue** -- As Expenses will slightly increase, Revenue will slightly increase as well. However, there should be no Deficit or Surplus at the end of the year as all actual costs are billed quarterly to the Municipalities.
- **Insurance** -- We received information about DB insurance in the fall of 2024. The policy will need to be renewed in the fall of 2025. The budget includes a 10% increase in premium for 2025; however, it is unknown at this time what the actual cost will be.
- **Membership Fees** – The Membership Fee for the Ontario Association of Police Service Boards (OAPSB) has been increased slightly. The Association will be changing its fee structure in 2025 but we don't know yet what the actual amount will be.
- **Travel/Training/Professional Development** – This amount has been increased to account for costs of possibly sending one to two Members and/or Staff to the OAPSB Spring Meeting and Annual General Meeting, June 3-5, 2025, London, Ontario; and also possibly sending Member(s) and/or Staff to an OAPSB Zone 1 Meeting (date and location unknown at this time).

There has been no increase included for Remuneration. The amount -- \$2,000/person/year – will remain in place for 2025.

There are some items on the Estimates/Budget highlighted in yellow. These are:

- Items that have yet to be determined since there have not been any expenses in those items yet (e.g. Travel/Training and Remuneration) but are anticipated.
- Items where the Board might want to consider including some costs, e.g. assistance with updating Community Safety & Well-Being Plans.

The final Estimates/Budget amounts will be subject to the above considerations.

Once the Board is satisfied with the Estimates/Budget, it will have to be forwarded to each of the Municipality (Pickle Lake and Sioux Lookout) for approval.

ATTACHMENT (1)

2025 Draft Estimates/Budget for the Sioux Lookout OPP Detachment Board

SIGNATURES:

Written By:

Name: Brian P. MacKinnon

Title: Board Administrator

**2025 SIOUX LOOKOUT OPP DETACHMENT BOARD
OPERATING COSTS¹ -- ESTIMATES/BUDGET and
BOARD MEMBER REMUNERATION**

¹This budget includes operating costs of the Sioux Lookout OPP Detachment Board. It does not include policing costs.

²The Partnership Agreement between the Municipality of Sioux Lookout and the Township of Pickle Lake states that the apportionment of operating costs of the Detachment Board be split 50-50 between the Municipalities.

³The various Revenue totals show billing totals: #1 -- without Remuneration (legislation states that Remuneration has to be shown separately); #2 -- with Provincial Appointee Remuneration (legislation states that Remuneration must be paid to the Provincial Appointee); and #3 -- with Remuneration for the Community Appointees (which is optional but the Municipalities have agreed to pay).

ACCOUNT	2025 ESTIMATES	EXPLANATION	2024 DB BUDGET	2024 DB ACTUAL	NOTES/EXAMPLES
REVENUE					
Quarterly Payments from Municipalities #1 ³	\$16,367	Quarterly payments from the Municipalities are to be paid to the Board: \$4,091.75/Q; \$2,045.88 each/billing	\$14,517	TBD	\$3,629.25/Q; PL: \$1,814.62/Q (50%); SL: \$1,814.63/Q (50%)
Quarterly Payments from Municipalities #2 ³	\$18,367	Quarterly payments from the Municipalities are to be paid to the Board: \$4,591.75/Q; \$2,295.88 each/billing	\$16,517	TBD	\$4,129.25/Q; PL: \$2,064.62/Q (50%); SL: \$2,064.63/Q (50%)
Quarterly Payments from Municipalities #3 ³	\$22,367	Quarterly payments from the Municipalities are to be paid to the Board: \$5,591.75/Q; \$2,795.88 each/billing	\$20,517	TBD	\$5,129.25/Q; PL: \$2,564.62/Q (50%); SL: \$2,564.63/Q (50%)
Grant Revenue (if any)	\$0		\$0	\$0	No grants received or applied for by DB in 2024.
Other Revenue (if any)	\$0				False Alarms, administrative costs (if any), etc.
TOTAL REVENUE #1³	\$16,367		\$14,517	TBD	
TOTAL REVENUE #2³	\$18,367		\$16,517	TBD	
TOTAL REVENUE #3³	\$22,367		\$20,517	TBD	

ACCOUNT	2025 ESTIMATES	EXPLANATION	2024 DB BUDGET	2024 DB ACTUAL	NOTES/EXAMPLES
EXPENSES					
Advertising	\$807	<ul style="list-style-type: none"> Regular Meeting Notices – 1/12 page = \$139.23 x 4 = \$556.92 (\$557.). (May get discount if included in SLKT Municipal Messages in the SLKT Bulletin.) Additional amount of \$250 included for unexpected advertising costs. 	\$807	\$0	Notices may also be placed in Pickle Lake bulletin/newsletter distributed by the Township (no charge).
Community Engagement/Community Outreach	\$0	No projects anticipated in the first year of the new Board. If the Board wishes to survey the public, a free trial for Survey Monkey could be used.	\$0	\$0	Community engagement -- on important issues; youth and multi-cultural engagement, Town Hall meetings, etc.
Community Safety & Well-Being Plan Implementation	\$0	<i>Board may wish to include some costs here to assist with the Municipalit(ies) updating their Plans if required, i.e. helping with Open Houses/Public Consultation, etc. Sioux Lookout is required to update its Plan by July 1, 2025.</i>	\$0	\$0	Section 253 of the Community Safety and Policing Act confers responsibility for implementation of a Community Safety & Well-Being Plan on the Municipalities; however, some assistance could be provided by the Detachment Board, i.e. hosting public meetings, etc.
Consulting Fees	\$0	No costs anticipated in 2025.	\$0	\$0	Costs could be for public consultation, evaluation of the Board, Rules and Procedures updates, evaluation of Detachment Commander, etc.
Document Storage (electronic & physical)	\$0	No out-of-pocket costs anticipated in 2025.	\$0	\$0	
Donations	\$0	No donations anticipated in 2025.	\$0	\$0	
Information Technology	\$0	No out-of-pocket costs anticipated in 2025: <ul style="list-style-type: none"> cell phones are not being provided to Board Members no IT equipment is being provided to the Board Members the following will be provided by the Municipality of Sioux Lookout in-kind: one new email address for the Board hosted by MOSL; costs for conducting virtual Board Meetings; IT support, etc. 	\$0	\$0	
Insurance	\$4,000	Insurance finalized in the fall of 2024 for coverage into the fall of 2025. Budget provides for 10% increase in cost (estimated).	\$2,000	\$3,500 - \$5,000 (TBD)	Insurance coverage and costs finalized in the fall of 2024 – cost between \$3,500 - \$5,000 (TBD).
Legal	\$2,500	No legal costs are anticipated. This is a contingency	\$2,500	\$0	
Meeting Location Costs	\$0	Regular and Special Board Meetings will be held virtually; therefore, there will be no meeting location costs.	\$0	\$0	
Membership Fees	\$2,000	Membership in the Ontario Association of Police Service Boards (OAPSB) for training, information and resources.	\$1,800	\$0* *First year paid by MOSL	Increase in Membership Fee anticipated due to change in how OAPSB determines Fee. TBD.
Office Equipment	\$0	No out-of-pocket costs are anticipated in 2025. Equipment usage for Board activities is being provided by the Municipality of Sioux Lookout in-kind.	\$0	\$0	

ACCOUNT	2025 ESTIMATES	EXPLANATION	2024 DB BUDGET	2024 DB ACTUAL	NOTES/EXAMPLES
Office Supplies	\$0	No out-of-pocket costs are anticipated in 2025. Supplies for Board activities are being provided by the Municipality of Sioux Lookout in-kind.	\$0	\$0	
Postage	\$0	No out-of-pocket costs are anticipated in 2025. Postage for Board activities is being provided by the Municipality of Sioux Lookout in-kind.	\$0	\$0	
Public Relations	\$0	No costs are anticipated in 2025, but may be required in the future.	\$0	\$0	
Social Media	\$0	No Social Media accounts are anticipated for the Board. (If desired, SM accounts would require staff resources to post, monitor (and respond) and staff resources are limited. Refer to "Rules and Procedures".)	\$0	\$0	
Special Projects/ Initiatives	\$0	No Special Projects are anticipated in 2025.	\$0	\$0	For example: "Officer Appreciation Day"
Support Staff	\$0	No out-of-pocket costs are anticipated in 2025. Support Staff for the Board is being provided by staff of the Municipality of Sioux Lookout as part of their regular duties and being provided in-kind.*			*However, if the Board is, in fact, responsible to address policing in the four First Nations communities that have opted out of the Board, separate Detachment Board Support Staff may be required, which will create costs.
Transition Costs	\$0	For transition costs – Police Services Boards to Detachment Board	\$2,500	\$0	Transition from Police Services Boards to OPP Detachment Board is substantially complete.
Travel/Training/ Professional Development	\$7,000	<ul style="list-style-type: none"> • The Board may wish to send a Member or Staff Member to the OAPSB Spring Conference & Annual General Meeting, June 3 – 5 (travel dates June 2 and 6), 2025, London, Ontario, Best Western Plus Lamplighter Inn & Conference Centre. Cost would be approximately \$5,000.00 (est.) (based on Board's Travel Expense Rules and Procedures) <ul style="list-style-type: none"> ○ Registration -- \$800 + HST ○ Flights -- \$1,200 approx. ○ Transportation to/from hotel/airport -- \$554 approx. ○ Hotel (4 nights) -- \$800 approx. ○ Meals -- \$295.35 approx. <ul style="list-style-type: none"> ▪ 3B x \$21.90 = \$65.70 ▪ 3L x \$22.15 = \$66.45 ▪ 3D x \$54.40 = \$163.20 ○ Incidentals -- \$70 ○ Per Diem (if paid) -- \$750 • The Board may also wish to send a Member(s) to the OAPSB Zone 1 Meeting, usually in Thunder Bay. Estimated cost \$2,000 	\$4,844.35	TBD	<ul style="list-style-type: none"> • Mandatory Training completed by Board Members in 2024 at no cost. • The Board sent [TBD] to the OACP/OAPSB Zone 1 meeting in Thunder Bay on December 11. Costs not incurred yet at the time of this draft budget.

ACCOUNT	2025 ESTIMATES	EXPLANATION	2024 DB BUDGET	2024 DB ACTUAL	NOTES/EXAMPLES
Website	\$60	<ul style="list-style-type: none"> Registration of new domain name(s) for the Detachment Board – \$20-\$30/year, e.g. siouxlookpoliceboard.ca and picklelakepoliceboard.ca. In accordance with legislation, several Board items must be posted on a website. The website is also a good vehicle by which to disseminate Detachment Board information. No other out-of-pocket costs are anticipated in 2025. Hosting and some storage space will be provided by the Municipality of Sioux Lookout in-kind. 	\$60	\$0	
TOTAL EXPENSES #1³	\$16,367		\$14,517	TBD	Not all expenses incurred at the time of this draft budget.
TOTAL REVENUE #1	\$16,367		\$14,517	TBD	Quarterly statements not sent/payments not made at the time of this draft budget.
TOTAL EXPENSES #1³	\$16,367		\$14,517	TBD	Quarterly statements not sent/payments not made at the time of this draft budget.
NET SURPLUS/DEFICIT	\$0				
Remuneration – Provincial Appointee (must be shown separately in Estimates/Budget)	\$2,000	\$2,000/year, to cover all Regular, Special and any other meetings of the Board, and any training; paid annually at the end of the fourth quarter; necessary deductions shall be applied).			Other Detachment Boards are paying an annual flat rate, covering any and all meetings and training. This allows for more accurate budgeting than an hourly rate or a flat rate per meeting.
TOTAL REVENUE #2³	\$18,367		\$16,517	TBD	Quarterly statements not sent/payments not made at the time of this draft budget.
TOTAL EXPENSES #2	\$18,367		\$16,517	TBD	Quarterly statements not sent/payments not made at the time of this draft budget.
NET SURPLUS/DEFICIT	\$0				
Remuneration – Community Representatives (optional, but approved by Councils July 17, 2024 (Sioux Lookout) and July 23, 2024 (Pickle Lake))	\$4,000	\$2,000/year, to cover all Regular, Special and any other meetings of the Board, and any training; paid annually at the end of the fourth quarter; necessary deductions shall be applied).			Remuneration of Community Representatives is optional. If paid, it's suggested paying an annual flat rate, covering any and all meetings and training. This allows for more accurate budgeting than an hourly rate or a flat rate per meeting.
TOTAL REVENUE #3³	\$22,367		\$20,517	TBD	Quarterly statements not sent/payments not made at the time of this draft budget.
TOTAL EXPENSES #3	\$22,367		\$20,517	TBD	Quarterly statements not sent/payments not made at the time of this draft budget.
NET SURPLUS/DEFICIT	\$0				