



---

## *Ontario Provincial Police*

*Sioux Lookout Detachment Cluster (Pickle Lake)*

*2<sup>nd</sup> Quarter Report*

*January – March 2024*

*Detachment Commander: Inspector Karl Duetzel*

*Operations Manager: Staff Sergeant Russ Saudino*

*"Working together through engagement Education and Enforcement to identify*

*Proactive and Innovative strategies to keep our community safe"*

**Police Services Board Report for Pickle Lake  
2024/Apr to 2024/Jun**

<b>Public Complaints</b>	
Policy	0
Service	0
Conduct	0

**Date information collected from Professional Standards Bureau Commander Reports:** 2024-08-13

**Data Source**

Ontario Provincial Police, Professional Standards Bureau Commander Reports

- Includes all public policy, service and conduct complaints submitted to the Office of the Independent Police Review Director (OIPRD)

<b>Secondary Employment</b>
-----------------------------

<b>Daily Activity Reporting Patrol Hours</b>	
<b>Total Hours</b>	<b>2024/Apr to 2024/Jun</b>
Number of Cruiser Patrol Hours	967.25
Number of Motorcycle Patrol Hours	0.00
Number of Marine Patrol Hours	0.00
Number of ATV Patrol Hours	3.00
Number of Snowmobile Patrol Hours	0.00
Number of Bicycle Patrol Hours	0.00
Number of Foot Patrol Hours	28.00
Number of School Patrol Hours	6.00

**Data source (Daily Activity Reporting System) date:** 2024/08/19

**Detachment:** 2L - SIOUX LOOKOUT  
**Location code(s):** 2L20 - PICKLE LAKE  
**Area code(s):** 2010 - Pickle Lake

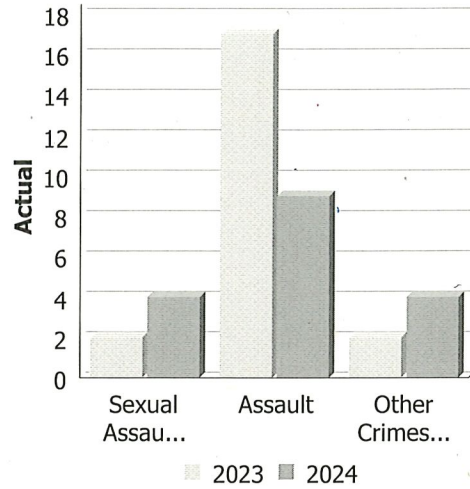
**Report Generated by:**  
 Duewel, Karl

**Report Generated on:**  
 Aug 13, 2024 11:56:20 AM  
 PP-CSC-Operational Planning-4300

**Police Services Board Report for Pickle Lake  
Records Management System  
April to June - 2024**

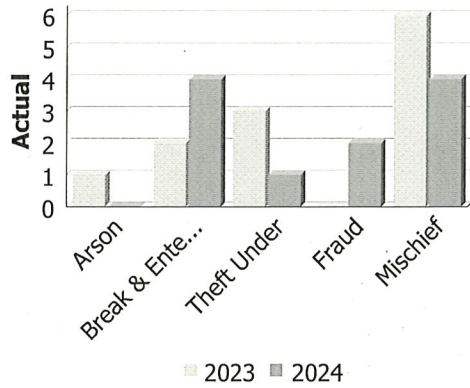
**Violent Crime**

Actual	April to June			Year to Date - June		
	2023	2024	% Change	2023	2024	% Change
Murder	0	0	--	0	0	--
Other Offences Causing Death	0	0	--	0	0	--
Attempted Murder	0	0	--	0	0	--
Sexual Assault	2	4	100.0%	3	4	33.3%
Assault	17	9	-47.1%	27	18	-33.3%
Abduction	0	0	--	0	0	--
Robbery	0	0	--	0	0	--
Other Crimes Against a Person	2	4	100.0%	4	8	100.0%
<b>Total</b>	<b>21</b>	<b>17</b>	<b>-19.0%</b>	<b>34</b>	<b>30</b>	<b>-11.8%</b>



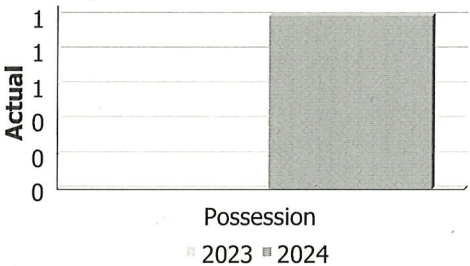
**Property Crime**

Actual	April to June			Year to Date - June		
	2023	2024	% Change	2023	2024	% Change
Arson	1	0	-100.0%	1	0	-100.0%
Break & Enter	2	4	100.0%	2	4	100.0%
Theft Over	0	0	--	2	0	-100.0%
Theft Under	3	1	-66.7%	4	2	-50.0%
Have Stolen Goods	0	0	--	0	0	--
Fraud	0	2	--	1	5	400.0%
Mischief	6	4	-33.3%	7	5	-28.6%
<b>Total</b>	<b>12</b>	<b>11</b>	<b>-8.3%</b>	<b>17</b>	<b>16</b>	<b>-5.9%</b>



**Drug Crime**

Actual	April to June			Year to Date - June		
	2023	2024	% Change	2023	2024	% Change
Possession	0	1	--	0	1	--
Trafficking	0	0	--	1	0	-100.0%
Importation and Production	0	0	--	0	0	--
<b>Total</b>	<b>0</b>	<b>1</b>	<b>--</b>	<b>1</b>	<b>1</b>	<b>0.0%</b>



**Clearance Rate**

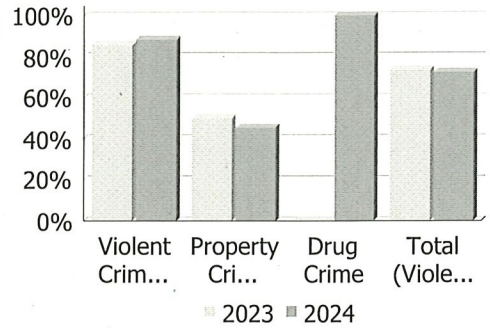
**Detachment:** 2L - SIOUX LOOKOUT  
**Location code(s):** 2L20 - PICKLE LAKE  
**Area code(s):** 2010 - Pickle Lake  
**Data source date:** 2024/08/10

**Report Generated by:**  
 Duewel, Karl

**Report Generated on:**  
 Aug 13, 2024 11:57:39 AM  
 PP-CSC-Operational Planning-4300

**Police Services Board Report for Pickle Lake  
Records Management System  
April to June - 2024**

Clearance Rate	April to June			Year to Date - June		
	2023	2024	Difference	2023	2024	Difference
Violent Crime	85.7%	88.2%	2.5%	88.2%	93.3%	5.1%
Property Crime	50.0%	45.4%	-4.6%	58.8%	50.0%	-8.8%
Drug Crime	--	100.0%	--	100.0%	100.0%	0.0%
<b>Total (Violent, Property &amp; Drug)</b>	<b>73.5%</b>	<b>72.4%</b>	<b>-1.1%</b>	<b>79.6%</b>	<b>78.7%</b>	<b>-0.9%</b>



Data contained within this report is dynamic in nature and numbers will change over time as the Ontario Provincial Police continue to investigate and solve crime.

**Data Utilized**

- Major Crimes
- Niche RMS All Offence Level Business Intelligence Cube

**Detachment:** 2L - SIOUX LOOKOUT  
**Location code(s):** 2L20 - PICKLE LAKE  
**Area code(s):** 2010 - Pickle Lake  
**Data source date:**  
 2024/08/10

**Report Generated by:**  
 Duewel, Karl

**Report Generated on:**  
 Aug 13, 2024 11:57:39 AM  
 PP-CSC-Operational Planning-4300



# Calls For Service (CFS) Billing Summary Report

## Pickle Lake April to June - 2024

Billing Categories <i>(Billing categories below do not match traditional crime groupings)</i>	2024				2023			
	April to June	Year to Date	Time Standard	Year To Date Weighted Hours	April to June	Year to Date	Time Standard	Year To Date Weighted Hours
Violent Criminal Code	17	30	15.4	462.0	22	34	15.4	523.6
Property Crime Violations	13	18	6.3	113.4	12	17	6.3	107.1
Other Criminal Code Violations (Excluding traffic)	13	17	7.3	124.1	13	19	7.3	138.7
Drug Possession	1	1	6.9	6.9	0	0		0.0
Drugs	0	0		0.0	0	1	80.6	80.6
Statutes & Acts	13	26	3.5	91.0	15	25	3.5	87.5
Operational	63	122	3.8	463.6	50	97	3.8	368.6
Operational2	6	10	1.5	15.0	2	6	1.5	9.0
Traffic	2	8	3.8	30.4	3	3	3.8	11.4
<b>Total</b>	<b>128</b>	<b>232</b>		<b>1,306.4</b>	<b>117</b>	<b>202</b>		<b>1,326.5</b>

### Note to Detachment Commanders:

- The content of each report is to be shared by the Detachment Commander only with the municipality for which it was generated. The municipality may treat this as a public document and distribute it as they wish.
- All data is sourced from the Niche RMS application. Included are 'reported' occurrences (actuals and unfounded occurrences) for 'billable' occurrences ONLY. Data is refreshed on a weekly basis.
- The Traffic category includes motor vehicle collision (MVC) occurrences entered into Niche (UCR code 8521). MVCs are NOT sourced from the eCRS application for this report.
- Only the primary violation is counted within an occurrence.
- Time standards displayed are for the 2024 billing period.

### Note to Municipalities:

- Data contained within this report is dynamic in nature and numbers will change over time as the Ontario Provincial Police continues to investigate and solve crime.
- This report is NOT to be used for crime trend analysis as not all occurrences are included.
- Data groupings within this report do not match traditional crime groupings seen in other public reports such as the OPP Police Services Board reports or Statistics Canada reporting.



# Calls For Service (CFS) Billing Summary Report

## Pickle Lake April to June - 2024

Billing Categories <i>(Billing categories below do not match traditional crime groupings)</i>		2024				2023			
		April to June	Year to Date	Time Standard	Year To Date Weighted Hours	April to June	Year to Date	Time Standard	Year To Date Weighted Hours
Violent Criminal Code	Sexual Assault	2	2	15.4	30.8	2	2	15.4	30.8
	Sexual Interference	2	2	15.4	30.8	0	0		0.0
	Non-Consensual Distribution of Intimate Images	0	0		0.0	1	1	15.4	15.4
	Assault With Weapon or Causing Bodily Harm-Level 2	1	2	15.4	30.8	2	3	15.4	46.2
	Assault-Level 1	7	12	15.4	184.8	14	23	15.4	354.2
	Assault Peace Officer	1	4	15.4	61.6	1	1	15.4	15.4
	Criminal Harassment	1	1	15.4	15.4	0	1	15.4	15.4
	Utter Threats to Person	3	7	15.4	107.8	2	2	15.4	30.8
	Other Criminal Code * against public order	0	0		0.0	0	1	15.4	15.4
	<b>Total</b>	<b>17</b>	<b>30</b>	<b>15.4</b>	<b>462.0</b>	<b>22</b>	<b>34</b>	<b>15.4</b>	<b>523.6</b>
Property Crime Violations	Arson - Others	0	0		0.0	1	1	6.3	6.3
	Break & Enter	5	5	6.3	31.5	2	2	6.3	12.6
	Theft of Motor Vehicle	0	0		0.0	0	2	6.3	12.6
	Theft under - Trailers	0	0		0.0	2	2	6.3	12.6
	Theft under - Other Theft	0	0		0.0	1	1	6.3	6.3
	Theft Under \$5,000 [SHOPLIFTING]	1	2	6.3	12.6	0	1	6.3	6.3
	Fraud - False Pretence <= \$5,000	1	1	6.3	6.3	0	0		0.0
	Fraud -Money/property/ security > \$5,000	0	1	6.3	6.3	0	0		0.0
	Fraud -Money/property/ security <= \$5,000	1	2	6.3	12.6	0	1	6.3	6.3
	Personation with Intent (fraud)	0	1	6.3	6.3	0	0		0.0
	Mischief - master code	3	4	6.3	25.2	4	5	6.3	31.5
	Mischief [Graffiti - Non Gang Related]	0	0		0.0	1	1	6.3	6.3
	Interfere with lawful use, enjoyment of property	1	1	6.3	6.3	1	1	6.3	6.3
	Property Damage	1	1	6.3	6.3	0	0		0.0
	<b>Total</b>	<b>13</b>	<b>18</b>	<b>6.3</b>	<b>113.4</b>	<b>12</b>	<b>17</b>	<b>6.3</b>	<b>107.1</b>
Other Criminal Code Violations (Excluding traffic)	Offensive Weapons-Possession of Weapons	0	0		0.0	1	1	7.3	7.3
	Bail Violations - Fail To Comply	8	11	7.3	80.3	10	15	7.3	109.5
	Bail Violations - Recognizance	1	1	7.3	7.3	0	0		0.0
	Disturb the Peace	3	4	7.3	29.2	2	3	7.3	21.9



# Calls For Service (CFS) Billing Summary Report

## Pickle Lake April to June - 2024

Billing Categories <i>(Billing categories below do not match traditional crime groupings)</i>		2024				2023			
		April to June	Year to Date	Time Standard	Year To Date Weighted Hours	April to June	Year to Date	Time Standard	Year To Date Weighted Hours
Other Criminal Code Violations (Excluding traffic)	Obstruct Public Peace Officer	1	1	7.3	7.3	0	0		0.0
	<b>Total</b>	<b>13</b>	<b>17</b>	<b>7.3</b>	<b>124.1</b>	<b>13</b>	<b>19</b>	<b>7.3</b>	<b>138.7</b>
Drug Possession	Possession Cocaine	1	1	6.9	6.9	0	0		0.0
	<b>Total</b>	<b>1</b>	<b>1</b>	<b>6.9</b>	<b>6.9</b>	<b>0</b>	<b>0</b>		<b>0.0</b>
Drugs	Trafficking Cocaine	0	0		0.0	0	1	80.6	80.6
	<b>Total</b>	<b>0</b>	<b>0</b>		<b>0.0</b>	<b>0</b>	<b>1</b>	<b>80.6</b>	<b>80.6</b>
Statutes & Acts	Landlord/Tenant	1	1	3.5	3.5	0	0		0.0
	Mental Health Act	0	1	3.5	3.5	2	2	3.5	7.0
	Mental Health Act - Attempt Suicide	1	3	3.5	10.5	1	1	3.5	3.5
	Mental Health Act - Threat of Suicide	6	10	3.5	35.0	4	7	3.5	24.5
	Mental Health Act - Voluntary Transport	0	2	3.5	7.0	2	2	3.5	7.0
	Mental Health Act - Placed on Form	0	0		0.0	2	2	3.5	7.0
	Trespass To Property Act	5	9	3.5	31.5	4	11	3.5	38.5
	<b>Total</b>	<b>13</b>	<b>26</b>	<b>3.5</b>	<b>91.0</b>	<b>15</b>	<b>25</b>	<b>3.5</b>	<b>87.5</b>
Operational	Animal - Bear Complaint	2	2	3.8	7.6	4	4	3.8	15.2
	Animal Stray	2	2	3.8	7.6	0	0		0.0
	Animal - Dog Owners Liability Act	0	0		0.0	0	2	3.8	7.6
	Domestic Disturbance	5	9	3.8	34.2	5	12	3.8	45.6
	Suspicious Person	3	5	3.8	19.0	2	3	3.8	11.4
	Fire - Building	0	0		0.0	1	1	3.8	3.8
	Fire - Other	0	1	3.8	3.8	0	0		0.0
	Insecure Condition -Master code	0	1	3.8	3.8	0	0		0.0
	Insecure Condition - Building	0	3	3.8	11.4	1	1	3.8	3.8
	Missing Person under 12	0	0		0.0	0	1	3.8	3.8
	Missing Person 12 & older	0	0		0.0	3	3	3.8	11.4
	Missing Person Located Under 12	0	0		0.0	1	2	3.8	7.6
	Missing Person Located 12 & older	0	1	3.8	3.8	2	3	3.8	11.4
	Noise Complaint -Master code	2	2	3.8	7.6	1	1	3.8	3.8
	Noise Complaint - Vehicle	0	1	3.8	3.8	0	0		0.0
Noise Complaint - Others	1	1	3.8	3.8	1	1	3.8	3.8	
Found Property -Master code	0	1	3.8	3.8	1	1	3.8	3.8	



# Calls For Service (CFS) Billing Summary Report

## Pickle Lake April to June - 2024

Billing Categories <i>(Billing categories below do not match traditional crime groupings)</i>		2024				2023			
		April to June	Year to Date	Time Standard	Year To Date Weighted Hours	April to June	Year to Date	Time Standard	Year To Date Weighted Hours
Operational	Found-Personal Accessories	0	1	3.8	3.8	0	0		0.0
	Found-Household Property	0	0		0.0	1	1	3.8	3.8
	Lost Property -Master code	1	1	3.8	3.8	0	1	3.8	3.8
	Sudden Death - Natural Causes	0	0		0.0	0	1	3.8	3.8
	Suspicious Vehicle	0	2	3.8	7.6	0	0		0.0
	Trouble with Youth	6	9	3.8	34.2	2	5	3.8	19.0
	Unwanted Persons	19	37	3.8	140.6	4	17	3.8	64.6
	Neighbour Dispute	0	0		0.0	0	2	3.8	7.6
	Assist Public	19	36	3.8	136.8	20	31	3.8	117.8
	Distressed/Overdue Motorist	0	2	3.8	7.6	1	3	3.8	11.4
	Family Dispute	3	5	3.8	19.0	0	1	3.8	3.8
<b>Total</b>	<b>63</b>	<b>122</b>	<b>3.8</b>	<b>463.6</b>	<b>50</b>	<b>97</b>	<b>3.8</b>	<b>368.6</b>	
Operational2	False Alarm -Others	0	0		0.0	0	1	1.5	1.5
	False Alarm -Cancelled	0	0		0.0	0	1	1.5	1.5
	Keep the Peace	5	9	1.5	13.5	2	3	1.5	4.5
	911 call / 911 hang up	1	1	1.5	1.5	0	0		0.0
	911 call - Dropped Cell	0	0		0.0	0	1	1.5	1.5
	<b>Total</b>	<b>6</b>	<b>10</b>	<b>1.5</b>	<b>15.0</b>	<b>2</b>	<b>6</b>	<b>1.5</b>	<b>9.0</b>
Traffic	MVC - Prop. Dam. Non Reportable	1	7	3.8	26.6	1	1	3.8	3.8
	MVC - Prop. Dam. Reportable (MOTOR VEHICLE COLLISION)	1	1	3.8	3.8	2	2	3.8	7.6
	<b>Total</b>	<b>2</b>	<b>8</b>	<b>3.8</b>	<b>30.4</b>	<b>3</b>	<b>3</b>	<b>3.8</b>	<b>11.4</b>
<b>Total</b>	<b>128</b>	<b>232</b>		<b>1,306.4</b>	<b>117</b>	<b>202</b>		<b>1,326.5</b>	

### Note to Detachment Commanders:

- The content of each report is to be shared by the Detachment Commander only with the municipality for which it was generated. The municipality may treat this as a public document and distribute it as they wish.
- All data is sourced from the Niche RMS application. Included are 'reported' occurrences (actuals and unfounded occurrences) for 'billable' occurrences ONLY. Data is refreshed on a weekly basis.
- The Traffic category includes motor vehicle collision (MVC) occurrences entered into Niche (UCR code 8521). MVCs are NOT sourced from the eCRS application for this report.
- Only the primary violation is counted within an occurrence.
- Time standards displayed are for the 2024 billing period.

### Note to Municipalities:

- Data contained within this report is dynamic in nature and numbers will change over time as the Ontario Provincial Police continues to investigate and solve crime.
- This report is NOT to be used for crime trend analysis as not all occurrences are included.





## Calls For Service (CFS) Billing Summary Report

### Pickle Lake April to June - 2024

- Data groupings within this report do not match traditional crime groupings seen in other public reports such as the OPP Police Services Board reports or Statistics Canada reporting.