



Ontario Provincial Police

Sioux Lookout Detachment Cluster

2nd Quarter Report

April – June 2024

Detachment Commander: Inspector Karl Duewel

Operations Manager: Staff Sergeant Russ Saudino

"Working together through engagement Education and Enforcement to identify

Proactive and Innovative strategies to keep our community safe"

Sioux Lookout OPP Detachment Board Report
for **Sioux Lookout**

Public Complaints		2024/Apr to 2024/Jun
Policy		0
Service		0
Conduct		0

Date information collected from Professional Standards Bureau Commander Reports: 2024-07-24

Data Source

Ontario Provincial Police, Professional Standards Bureau Commander Reports

- Includes all public policy, service and conduct complaints submitted to the Office of the Independent Police Review Director (OIPRD)

Secondary Employment

Daily Activity Reporting Patrol Hours	
Total Hours	2024/Apr to 2024/Jun
Number of Cruiser Patrol Hours	979.25
Number of Motorcycle Patrol Hours	0.00
Number of Marine Patrol Hours	26.00
Number of ATV Patrol Hours	0.00
Number of Snowmobile Patrol Hours	0.00
Number of Bicycle Patrol Hours	0.00
Number of Foot Patrol Hours	331.50
Number of School Patrol Hours	10.50

Data source (Daily Activity Reporting System) date: 2024/07/19

Detachment: 2L - SIOUX LOOKOUT

Location code(s): 2L00 - SIOUX LOOKOUT

Area code(s): 2012 - Sioux Lookout (Jud/Jor/Der/Ver)

Report Generated by:

Duewel, Karl

Report Generated on:

Jul 24, 2024 7:57:15 AM

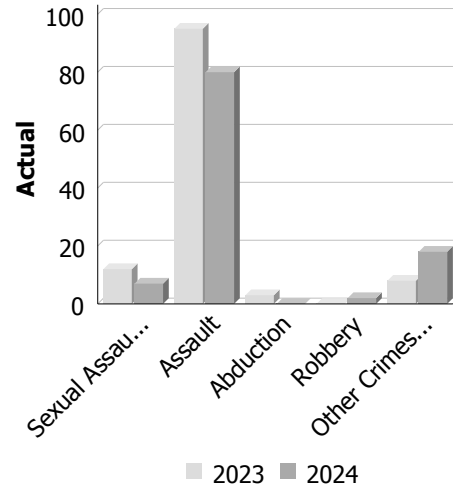
PP-CSC-Operational Planning-4300

Sioux Lookout OPP Detachment **Board**
Report for Sioux Lookout
Records Management System

Violent Crime

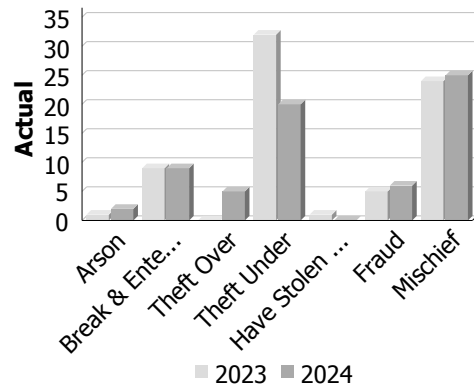
April to June - 2024

Actual	April to June			Year to Date - June		
	2023	2024	% Change	2023	2024	% Change
Murder	0	0	--	1	0	-100.0%
Other Offences Causing Death	0	0	--	0	0	--
Attempted Murder	0	0	--	0	0	--
Sexual Assault	12	7	-41.7%	20	17	-15.0%
Assault	95	80	-15.8%	176	143	-18.8%
Abduction	3	0	-100.0%	3	0	-100.0%
Robbery	0	2	--	3	4	33.3%
Other Crimes Against a Person	8	18	125.0%	19	30	57.9%
Total	118	107	-9.3%	222	194	-12.6%



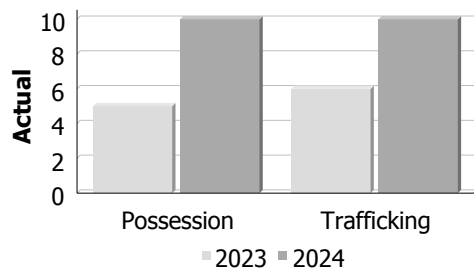
Property Crime

Actual	April to June			Year to Date - June		
	2023	2024	% Change	2023	2024	% Change
Arson	1	2	100.0%	1	2	100.0%
Break & Enter	9	9	0.0%	11	18	63.6%
Theft Over	0	5	--	1	9	800.0%
Theft Under	32	20	-37.5%	59	41	-30.5%
Have Stolen Goods	1	0	-100.0%	1	1	0.0%
Fraud	5	6	20.0%	12	15	25.0%
Mischief	24	25	4.2%	40	43	7.5%
Total	72	67	-6.9%	125	129	3.2%



Drug Crime

Actual	April to June			Year to Date - June		
	2023	2024	% Change	2023	2024	% Change
Possession	5	10	100.0%	12	13	8.3%
Trafficking	6	10	66.7%	13	17	30.8%
Importation and Production	0	0	--	0	0	--
Total	11	20	81.8%	25	30	20.0%



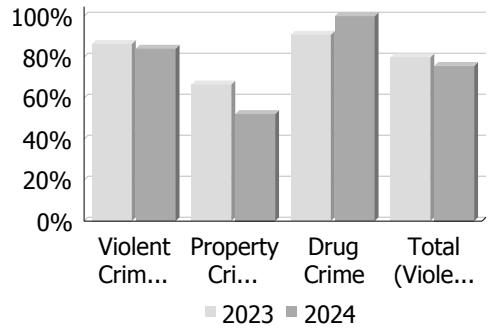
Clearance Rate

Detachment: 2L - SIOUX LOOKOUT
Location code(s): 2L00 - SIOUX LOOKOUT
Area code(s): 2012 - Sioux Lookout (Jud/Jor/Der/Ver)
Data source date: 2024/07/20
Report Generated by: Duewel, Karl

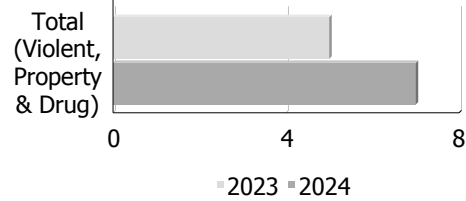
Report Generated on:
 Jul 24, 2024 7:58:45 AM
 PP-CSC-Operational Planning-4300

**Sioux Lookout OPP Detachment Board Report
for Sioux Lookout
Records Management System
April to June - 2024**

Clearance Rate	April to June			Year to Date - June		
	2023	2024	Difference	2023	2024	Difference
Violent Crime	86.4%	84.1%	-2.3%	86.5%	86.1%	-0.4%
Property Crime	66.7%	52.2%	-14.4%	67.2%	51.9%	-15.3%
Drug Crime	90.9%	100.0%	9.1%	92.0%	93.3%	1.3%
Total (Violent, Property & Drug)	79.9%	75.7%	-4.2%	80.9%	75.1%	-5.9%



Unfounded						
Unfounded	April to June			Year to Date - June		
	2023	2024	% Change	2023	2024	% Change
Total (Violent, Property & Drug)	5	7	40.0%	13	20	53.8%



Data contained within this report is dynamic in nature and numbers will change over time as the Ontario Provincial Police continue to investigate and solve crime.

Data Utilized

- Major Crimes
- Niche RMS All Offence Level Business Intelligence Cube

Detachment: 2L - SIOUX LOOKOUT

Location code(s): 2L00 - SIOUX LOOKOUT

Area code(s): 2012 - Sioux Lookout (Jud/Jor/Der/Ver)

Data source date:

2024/07/20

Report Generated by:

Duewel, Karl

Report Generated on:

Jul 24, 2024 7:58:45 AM

PP-CSC-Operational Planning-4300



Calls For Service (CFS) Billing Summary Report

Sioux Lookout (Jud/Jor/Der/Ver) April to June - 2024

Billing Categories <i>(Billing categories below do not match traditional crime groupings)</i>	2024				2023			
	April to June	Year to Date	Time Standard	Year To Date Weighted Hours	April to June	Year to Date	Time Standard	Year To Date Weighted Hours
Violent Criminal Code	109	205	15.4	3,157.0	122	231	15.4	3,557.4
Property Crime Violations	71	139	6.3	875.7	80	141	6.3	888.3
Other Criminal Code Violations (Excluding traffic)	124	201	7.3	1,467.3	122	223	7.3	1,627.9
Drug Possession	13	16	6.9	110.4	8	15	6.9	103.5
Drugs	10	17	80.6	1,370.2	9	16	80.6	1,289.6
Statutes & Acts	115	246	3.5	861.0	143	269	3.5	941.5
Operational	787	1,527	3.8	5,802.6	752	1,367	3.8	5,194.6
Operational2	117	196	1.5	294.0	97	186	1.5	279.0
Traffic	22	53	3.8	201.4	33	60	3.8	228.0
Total	1,368	2,600		14,139.6	1,366	2,508		14,109.8

Note to Detachment Commanders:

- The content of each report is to be shared by the Detachment Commander only with the municipality for which it was generated. The municipality may treat this as a public document and distribute it as they wish.
- All data is sourced from the Niche RMS application. Included are 'reported' occurrences (actuals and unfounded occurrences) for 'billable' occurrences ONLY. Data is refreshed on a weekly basis.
- The Traffic category includes motor vehicle collision (MVC) occurrences entered into Niche (UCR code 8521). MVCs are NOT sourced from the eCRS application for this report.
- Only the primary violation is counted within an occurrence.
- Time standards displayed are for the 2024 billing period.

Note to Municipalities:

- Data contained within this report is dynamic in nature and numbers will change over time as the Ontario Provincial Police continues to investigate and solve crime.
- This report is NOT to be used for crime trend analysis as not all occurrences are included.
- Data groupings within this report do not match traditional crime groupings seen in other public reports such as the OPP Police Services Board reports or Statistics Canada reporting.



Calls For Service (CFS) Billing Summary Report

Sioux Lookout (Jud/Jor/Der/Ver) April to June - 2024

Billing Categories <i>(Billing categories below do not match traditional crime groupings)</i>		2024				2023			
		April to June	Year to Date	Time Standard	Year To Date Weighted Hours	April to June	Year to Date	Time Standard	Year To Date Weighted Hours
Violent Criminal Code	Murder 2nd Degree	0	0		0.0	0	1	15.4	15.4
	Sexual offence occurring prior to January 4, 1983	0	0		0.0	0	1	15.4	15.4
	Sexual Assault With a Weapon	1	1	15.4	15.4	0	0		0.0
	Sexual Assault	5	18	15.4	277.2	12	20	15.4	308.0
	Sexual Interference	1	1	15.4	15.4	1	2	15.4	30.8
	Non-Consensual Distribution of Intimate Images	0	0		0.0	1	2	15.4	30.8
	Aggravated Assault-Level 3	0	1	15.4	15.4	1	2	15.4	30.8
	Assault With Weapon or Causing Bodily Harm-Level 2	17	27	15.4	415.8	18	36	15.4	554.4
	Assault-Level 1	60	111	15.4	1,709.4	72	130	15.4	2,002.0
	Assault Peace Officer	5	10	15.4	154.0	4	8	15.4	123.2
	Assault Peace Officer w/weapon Bodily Harm	0	0		0.0	1	1	15.4	15.4
	Other Assaults / Admin Noxious thing	0	0		0.0	0	1	15.4	15.4
	Forcible confinement	0	0		0.0	3	3	15.4	46.2
	Robbery, With Threat of Violence	1	2	15.4	30.8	0	0		0.0
	Robbery - Pursesnatch With Violence	1	2	15.4	30.8	0	0		0.0
	Robbery - Other	0	0		0.0	0	3	15.4	46.2
	Extortion	0	0		0.0	1	3	15.4	46.2
	Criminal Harassment	1	6	15.4	92.4	1	1	15.4	15.4
	Indecent/Harassing Communications	0	1	15.4	15.4	3	4	15.4	61.6
	Utter Threats -Master code	0	0		0.0	0	2	15.4	30.8
	Utter Threats to Person	16	24	15.4	369.6	4	11	15.4	169.4
	Arson: Disregard for Human Life	1	1	15.4	15.4	0	0		0.0
Total	109	205	15.4	3,157.0	122	231	15.4	3,557.4	
Property Crime Violations	Arson - Auto	1	1	6.3	6.3	0	0		0.0
	Arson - Building	1	1	6.3	6.3	1	1	6.3	6.3
	Break & Enter	7	15	6.3	94.5	9	13	6.3	81.9
	Unlawful in a dwelling house	2	4	6.3	25.2	1	1	6.3	6.3
	Theft Over - Other Theft	2	2	6.3	12.6	0	0		0.0
	Theft of Motor Vehicle	3	6	6.3	37.8	0	1	6.3	6.3



Calls For Service (CFS) Billing Summary Report

Sioux Lookout (Jud/Jor/Der/Ver) April to June - 2024

Billing Categories <i>(Billing categories below do not match traditional crime groupings)</i>		2024				2023			
		April to June	Year to Date	Time Standard	Year To Date Weighted Hours	April to June	Year to Date	Time Standard	Year To Date Weighted Hours
Property Crime Violations	Theft of - Automobile	0	1	6.3	6.3	0	0		0.0
	Theft Under -master code	1	2	6.3	12.6	3	7	6.3	44.1
	Theft under - Bicycles	2	3	6.3	18.9	0	0		0.0
	Theft under - Persons	2	4	6.3	25.2	1	3	6.3	18.9
	Theft under - Other Theft	10	19	6.3	119.7	12	27	6.3	170.1
	Theft under - Boat Motor	1	1	6.3	6.3	0	0		0.0
	Theft Under - Gasoline Drive-off	0	0		0.0	0	1	6.3	6.3
	Theft FROM Motor Vehicle Under \$5,000	0	3	6.3	18.9	1	1	6.3	6.3
	Theft Under \$5,000 [SHOPLIFTING]	7	13	6.3	81.9	16	24	6.3	151.2
	Possession of Stolen Goods under \$5,000	0	1	6.3	6.3	1	1	6.3	6.3
	Fraud -Master code	0	0		0.0	1	1	6.3	6.3
	Fraud - Steal/Forge/Poss./Use Credit Card	1	3	6.3	18.9	1	2	6.3	12.6
	Fraud - False Pretence < = \$5,000	2	2	6.3	12.6	0	0		0.0
	Fraud -Money/property/ security > \$5,000	0	1	6.3	6.3	1	2	6.3	12.6
	Fraud -Money/property/ security <= \$5,000	1	6	6.3	37.8	2	7	6.3	44.1
	Fraud - Transportation	1	1	6.3	6.3	0	0		0.0
	Fraud - Other	0	1	6.3	6.3	0	0		0.0
	Personation with Intent (fraud)	0	1	6.3	6.3	0	0		0.0
	Fraud - False Pretence > \$5,000	1	1	6.3	6.3	0	0		0.0
	Mischief - master code	24	38	6.3	239.4	17	29	6.3	182.7
	Mischief [Graffiti - Non Gang Related]	0	2	6.3	12.6	0	0		0.0
	Interfere with lawful use, enjoyment of property	1	4	6.3	25.2	7	11	6.3	69.3
	Property Damage	1	3	6.3	18.9	6	9	6.3	56.7
Total	71	139	6.3	875.7	80	141	6.3	888.3	
Other Criminal Code Violations (Excluding traffic)	Possess Firearm while prohibited	0	0		0.0	2	2	7.3	14.6
	Other Criminal Code * Sec.78 - Sec.96	1	1	7.3	7.3	0	0		0.0
	Offensive Weapons-Possession of Weapons	1	4	7.3	29.2	3	5	7.3	36.5
	Offensive Weapons-Carry concealed	1	3	7.3	21.9	2	4	7.3	29.2



Calls For Service (CFS) Billing Summary Report

Sioux Lookout (Jud/Jor/Der/Ver) April to June - 2024

Billing Categories <i>(Billing categories below do not match traditional crime groupings)</i>		2024				2023			
		April to June	Year to Date	Time Standard	Year To Date Weighted Hours	April to June	Year to Date	Time Standard	Year To Date Weighted Hours
Other Criminal Code Violations (Excluding traffic)	Offensive Weapons-Prohibited	0	0		0.0	0	1	7.3	7.3
	Offensive Weapons-Other Offensive Weapons	0	0		0.0	2	3	7.3	21.9
	Offensive Weapons-False Statements	0	0		0.0	0	1	7.3	7.3
	Bail Violations - Fail To Comply	53	88	7.3	642.4	42	90	7.3	657.0
	Bail Violations - Others	0	0		0.0	0	2	7.3	14.6
	Bail Violations - Recognizance	0	0		0.0	1	1	7.3	7.3
	Disturb the Peace	52	77	7.3	562.1	44	70	7.3	511.0
	Indecent acts -Master code	0	0		0.0	2	2	7.3	14.6
	Indecent acts -Other	4	6	7.3	43.8	1	2	7.3	14.6
	Obstruct Public Peace Officer	2	4	7.3	29.2	4	10	7.3	73.0
	Trespass at Night	1	1	7.3	7.3	1	1	7.3	7.3
	Breach of Probation	7	13	7.3	94.9	12	17	7.3	124.1
	Utter Threats to Property / Animals	0	0		0.0	0	1	7.3	7.3
	Disobey court order/Misconduct executing process	0	0		0.0	1	1	7.3	7.3
	Obstruct Justice/Fabricate Evidence	0	0		0.0	1	1	7.3	7.3
	Public mischief - mislead peace officer	1	2	7.3	14.6	1	6	7.3	43.8
	Possession of Burglary Tools	1	1	7.3	7.3	0	0		0.0
	False Fire Alarm (CC Charge)	0	1	7.3	7.3	0	0		0.0
	Causing unnecessary suffering to Animals	0	0		0.0	1	1	7.3	7.3
	Other Criminal Code * Sec.462 - Sec.753	0	0		0.0	2	2	7.3	14.6
Total	124	201	7.3	1,467.3	122	223	7.3	1,627.9	
Drug Possession	Possession Cocaine	5	8	6.9	55.2	3	7	6.9	48.3
	Possession Other Controlled Drugs and Substance Act	5	5	6.9	34.5	2	4	6.9	27.6
	Possession - Methamphetamine (Crystal Meth)	2	2	6.9	13.8	0	1	6.9	6.9
	Possession û Opioid (other than heroin)	0	0		0.0	1	1	6.9	6.9
	Drug related occurrence	1	1	6.9	6.9	2	2	6.9	13.8



Calls For Service (CFS) Billing Summary Report

Sioux Lookout (Jud/Jor/Der/Ver) April to June - 2024

Billing Categories <i>(Billing categories below do not match traditional crime groupings)</i>		2024				2023			
		April to June	Year to Date	Time Standard	Year To Date Weighted Hours	April to June	Year to Date	Time Standard	Year To Date Weighted Hours
Drug Possession	Total	13	16	6.9	110.4	8	15	6.9	103.5
Drugs	Trafficking Cocaine	8	11	80.6	886.6	5	8	80.6	644.8
	Trafficking Other Controlled Drugs and Substance Act	0	3	80.6	241.8	0	0		0.0
	Trafficking - Methamphetamine (Crystal Meth)	2	3	80.6	241.8	1	5	80.6	403.0
	Trafficking ð Opioid (other than heroin)	0	0		0.0	2	2	80.6	161.2
	Distribution of cannabis to youth, by adult	0	0		0.0	1	1	80.6	80.6
	Total	10	17	80.6	1,370.2	9	16	80.6	1,289.6
Statutes & Acts	Landlord/Tenant	5	9	3.5	31.5	10	11	3.5	38.5
	Mental Health Act	19	36	3.5	126.0	13	24	3.5	84.0
	Mental Health Act - No contact with Police	4	6	3.5	21.0	1	2	3.5	7.0
	Mental Health Act - Attempt Suicide	9	19	3.5	66.5	6	20	3.5	70.0
	Mental Health Act - Threat of Suicide	16	38	3.5	133.0	20	44	3.5	154.0
	Mental Health Act - Voluntary Transport	12	29	3.5	101.5	21	40	3.5	140.0
	Mental Health Act - Placed on Form	5	10	3.5	35.0	6	10	3.5	35.0
	Mental Health Act - Apprehension	4	17	3.5	59.5	20	37	3.5	129.5
	Trespass To Property Act	41	82	3.5	287.0	45	80	3.5	280.0
	Family Law Act -Order for possession of matrimonial home	0	0		0.0	1	1	3.5	3.5
	Total	115	246	3.5	861.0	143	269	3.5	941.5
	Operational	Animal - Bear Complaint	1	1	3.8	3.8	0	0	
Animal - Left in Vehicle		0	0		0.0	1	1	3.8	3.8
Animal Bite		2	2	3.8	7.6	0	0		0.0
Animal Stray		2	4	3.8	15.2	1	3	3.8	11.4
Animal Injured		0	0		0.0	1	1	3.8	3.8
Animal - Dog Owners Liability Act		1	2	3.8	7.6	1	2	3.8	7.6
False Alarm - Warning Issued		0	1	3.8	3.8	0	0		0.0
Domestic Disturbance		36	75	3.8	285.0	43	76	3.8	288.8
Suspicious Person		29	52	3.8	197.6	17	27	3.8	102.6
Phone -Threatening - No Charges Laid		0	0		0.0	1	1	3.8	3.8



Calls For Service (CFS) Billing Summary Report

Sioux Lookout (Jud/Jor/Der/Ver) April to June - 2024

Billing Categories <i>(Billing categories below do not match traditional crime groupings)</i>		2024				2023			
		April to June	Year to Date	Time Standard	Year To Date Weighted Hours	April to June	Year to Date	Time Standard	Year To Date Weighted Hours
Operational	Phone -Other - No Charges Laid	2	2	3.8	7.6	0	0		0.0
	False Fire Alarm - Building	0	0		0.0	0	1	3.8	3.8
	Fire - Building	3	5	3.8	19.0	0	2	3.8	7.6
	Fire - Vehicle	1	1	3.8	3.8	0	1	3.8	3.8
	Fire - Other	9	13	3.8	49.4	10	13	3.8	49.4
	Insecure Condition - Master code	23	52	3.8	197.6	5	8	3.8	30.4
	Insecure Condition - Building	2	31	3.8	117.8	1	1	3.8	3.8
	Insecure Condition - Others	0	0		0.0	0	1	3.8	3.8
	Missing Person under 12	0	0		0.0	1	1	3.8	3.8
	Missing Person 12 & older	2	5	3.8	19.0	7	9	3.8	34.2
	Missing Person Located Under 12	1	1	3.8	3.8	0	2	3.8	7.6
	Missing Person Located 12 & older	6	15	3.8	57.0	27	39	3.8	148.2
	Noise Complaint -Master code	12	26	3.8	98.8	6	19	3.8	72.2
	Noise Complaint - Vehicle	0	0		0.0	1	1	3.8	3.8
	Noise Complaint - Residence	4	7	3.8	26.6	1	7	3.8	26.6
	Noise Complaint - Business	1	1	3.8	3.8	0	0		0.0
	Noise Complaint - Animal	0	0		0.0	0	1	3.8	3.8
	Noise Complaint - Others	3	7	3.8	26.6	1	1	3.8	3.8
	Accident -non MVC - Others	1	1	3.8	3.8	0	0		0.0
	Found Property -Master code	12	17	3.8	64.6	9	14	3.8	53.2
	Found - License Plate	0	1	3.8	3.8	0	0		0.0
	Found-Personal Accessories	1	2	3.8	7.6	0	0		0.0
	Found-Household Property	2	4	3.8	15.2	1	4	3.8	15.2
	Found-Radio,TV,Sound-Reprod. Equip.	0	0		0.0	0	1	3.8	3.8
	Found-Sporting Goods, Hobby Equip.	0	0		0.0	1	1	3.8	3.8
	Found-Others	0	0		0.0	0	2	3.8	7.6
	Lost Property -Master code	2	3	3.8	11.4	6	10	3.8	38.0
Lost License Plate	0	0		0.0	1	1	3.8	3.8	



Calls For Service (CFS) Billing Summary Report

Sioux Lookout (Jud/Jor/Der/Ver) April to June - 2024

Billing Categories <i>(Billing categories below do not match traditional crime groupings)</i>		2024				2023			
		April to June	Year to Date	Time Standard	Year To Date Weighted Hours	April to June	Year to Date	Time Standard	Year To Date Weighted Hours
Operational	Lost - Computer, parts & accessories	1	1	3.8	3.8	0	0		0.0
	Lost - Vehicle Accessories	0	0		0.0	0	1	3.8	3.8
	Lost-Personal Accessories	2	6	3.8	22.8	1	1	3.8	3.8
	Lost-Household Property	1	4	3.8	15.2	1	2	3.8	7.6
	Lost-Radio,TV,Sound-Reprod. Equip.	0	1	3.8	3.8	0	0		0.0
	Lost-Bicycles	0	0		0.0	1	1	3.8	3.8
	Lost-Others	1	1	3.8	3.8	0	1	3.8	3.8
	Sudden Death -master code	0	0		0.0	1	1	3.8	3.8
	Sudden Death - Suicide	0	1	3.8	3.8	0	0		0.0
	Sudden Death - Natural Causes	2	4	3.8	15.2	1	3	3.8	11.4
	Sudden Death - Others	0	1	3.8	3.8	0	0		0.0
	Sudden Death - Apparent Overdose-Overdose	0	1	3.8	3.8	0	0		0.0
	Suspicious Vehicle	5	10	3.8	38.0	2	5	3.8	19.0
	Trouble with Youth	26	47	3.8	178.6	34	57	3.8	216.6
	Medical Assistance -Other	1	4	3.8	15.2	0	1	3.8	3.8
	Vehicle Recovered - Automobile	2	3	3.8	11.4	0	0		0.0
	Vehicle Recovered - Trucks	1	1	3.8	3.8	0	0		0.0
	Unwanted Persons	229	506	3.8	1,922.8	185	362	3.8	1,375.6
	Neighbour Dispute	9	12	3.8	45.6	6	11	3.8	41.8
	Other Municipal By-Laws	1	2	3.8	7.6	0	0		0.0
	Overdose/Suspected Overdose - Opioid Related	0	1	3.8	3.8	1	1	3.8	3.8
	Assist Fire Department	8	10	3.8	38.0	0	3	3.8	11.4
	Assist Public	299	505	3.8	1,919.0	344	596	3.8	2,264.8
	Distressed/Overdue Motorist	1	2	3.8	7.6	4	6	3.8	22.8
	Family Dispute	40	73	3.8	277.4	28	64	3.8	243.2
	Total	787	1,527	3.8	5,802.6	752	1,367	3.8	5,194.6
Operational2	False Alarm-Accidental Trip	1	1	1.5	1.5	0	0		0.0
	False Holdup Alarm-Accidental Trip	8	12	1.5	18.0	4	8	1.5	12.0
	False Alarm -Others	42	62	1.5	93.0	18	45	1.5	67.5
	Keep the Peace	36	64	1.5	96.0	27	50	1.5	75.0
	911 call / 911 hang up	13	26	1.5	39.0	19	32	1.5	48.0
	911 hang up - Pocket Dial	1	1	1.5	1.5	0	0		0.0



Calls For Service (CFS) Billing Summary Report

Sioux Lookout (Jud/Jor/Der/Ver) April to June - 2024

Billing Categories <i>(Billing categories below do not match traditional crime groupings)</i>		2024				2023			
		April to June	Year to Date	Time Standard	Year To Date Weighted Hours	April to June	Year to Date	Time Standard	Year To Date Weighted Hours
Operational2	911 call - Dropped Cell	16	30	1.5	45.0	29	51	1.5	76.5
	Total	117	196	1.5	294.0	97	186	1.5	279.0
Traffic	MVC - Personal Injury (MOTOR VEHICLE COLLISION)	0	1	3.8	3.8	1	3	3.8	11.4
	MVC - Prop. Dam. Non Reportable	10	25	3.8	95.0	13	22	3.8	83.6
	MVC - Prop. Dam. Reportable (MOTOR VEHICLE COLLISION)	10	21	3.8	79.8	16	31	3.8	117.8
	MVC - Prop. Dam. Failed to Remain (MOTOR VEHICLE COLLISION)	2	6	3.8	22.8	2	2	3.8	7.6
	MVC - Pers. Inj. Failed To Remain (MOTOR VEHICLE COLLISION)	0	0		0.0	0	1	3.8	3.8
	MVC - Others (MOTOR VEHICLE COLLISION)	0	0		0.0	1	1	3.8	3.8
	Total	22	53	3.8	201.4	33	60	3.8	228.0
Total	1,368	2,600		14,139.6	1,366	2,508		14,109.8	

Note to Detachment Commanders:

- The content of each report is to be shared by the Detachment Commander only with the municipality for which it was generated. The municipality may treat this as a public document and distribute it as they wish.
- All data is sourced from the Niche RMS application. Included are 'reported' occurrences (actuals and unfounded occurrences) for 'billable' occurrences ONLY. Data is refreshed on a weekly basis.
- The Traffic category includes motor vehicle collision (MVC) occurrences entered into Niche (UCR code 8521). MVCs are NOT sourced from the eCRS application for this report.
- Only the primary violation is counted within an occurrence.
- Time standards displayed are for the 2024 billing period.

Note to Municipalities:

- Data contained within this report is dynamic in nature and numbers will change over time as the Ontario Provincial Police continues to investigate and solve crime.
- This report is NOT to be used for crime trend analysis as not all occurrences are included.
- Data groupings within this report do not match traditional crime groupings seen in other public reports such as the OPP Police Services Board reports or Statistics Canada reporting.