



---

# *Ontario Provincial Police*

*Pickle Lake Detachment*

*3<sup>rd</sup> Quarter Report*

*July – September 2024*

*Detachment Commander: Inspector Jeffrey P. Duggan*

*Operations Manager: A/Staff Sergeant Russel Saudino*

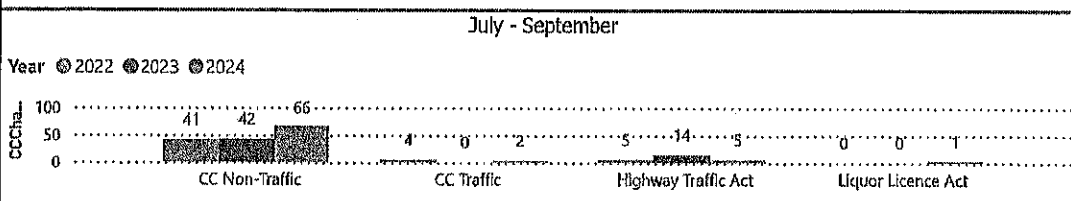
*"Working together through engagement Education and Enforcement to identify*

*Proactive and Innovative strategies to keep our community safe"*

**OPP Detachment Board Report  
Records Management System  
July - September 2024**

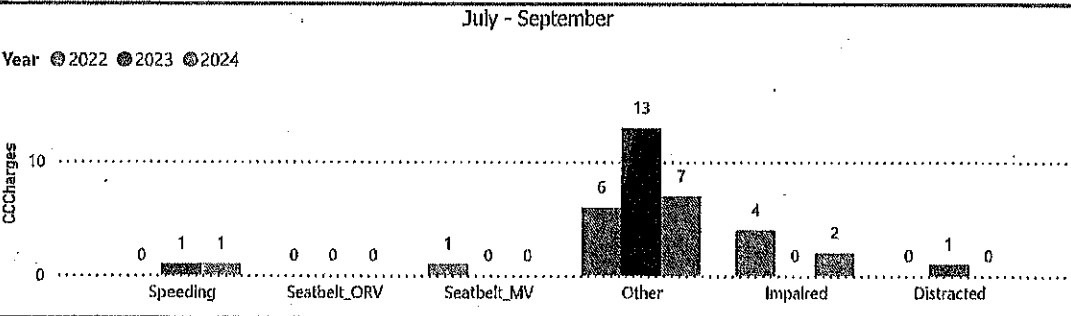
Criminal Code and Provincial Statute Charges Laid						
July - September						
Year	2022		2023		2024	
ChargeCategory1	Offence Count	% Change	Offence Count	% Change	Offence Count	% Change
CC Non-Traffic	41	-8.9%	42	2.4%	66	57.1%
CC Traffic	4	300.0%	0	-100.0%	2	--
Highway Traffic Act	5	--	14	180.0%	5	-64.3%
Liquor Licence Act	0	--	0	--	1	--
<b>Total</b>	<b>50</b>	<b>8.7%</b>	<b>56</b>	<b>12.0%</b>	<b>74</b>	<b>32.1%</b>

YTD						
Year	2022		2023		2024	
ChargeCategory1	Offence Count	% Change	Offence Count	% Change	Offence Count	% Change
CC Non-Traffic	120	39.5%	123	2.5%	137	11.4%
CC Traffic	18	1700.0%	6	-66.7%	6	0.0%
Highway Traffic Act	19	--	40	110.5%	42	5.0%
Liquor Licence Act	0	--	0	--	3	--
<b>Total</b>	<b>157</b>	<b>80.5%</b>	<b>169</b>	<b>7.6%</b>	<b>188</b>	<b>11.2%</b>



Traffic Related Charges						
July - September						
Year	2022		2023		2024	
ChargeCategory2	Offence Count	% Change	Offence Count	% Change	Offence Count	% Change
Speeding	0	--	1	--	1	0.0%
Seatbelt_ORV	0	--	0	--	0	--
Seatbelt_MV	1	--	0	-100.0%	0	--
Other	6	--	13	116.7%	7	-46.2%
Impaired	4	--	0	-100.0%	2	--
Distracted	0	--	1	--	0	-100.0%

YTD						
Year	2022		2023		2024	
ChargeCategory2	Offence Count	% Change	Offence Count	% Change	Offence Count	% Change
Speeding	2	--	2	0.0%	4	100.0%
Seatbelt_ORV	0	--	0	--	0	--
Seatbelt_MV	1	--	0	-100.0%	0	--
Other	19	--	42	121.1%	50	19.0%
Impaired	14	--	5	-64.3%	6	20.0%
Distracted	0	--	2	--	0	-100.0%



Detachment: 2L - SIOUX LOOKOUT

Location codes: 2L20 - PICKLE LAKE

Area(s): 2010 - Pickle Lake

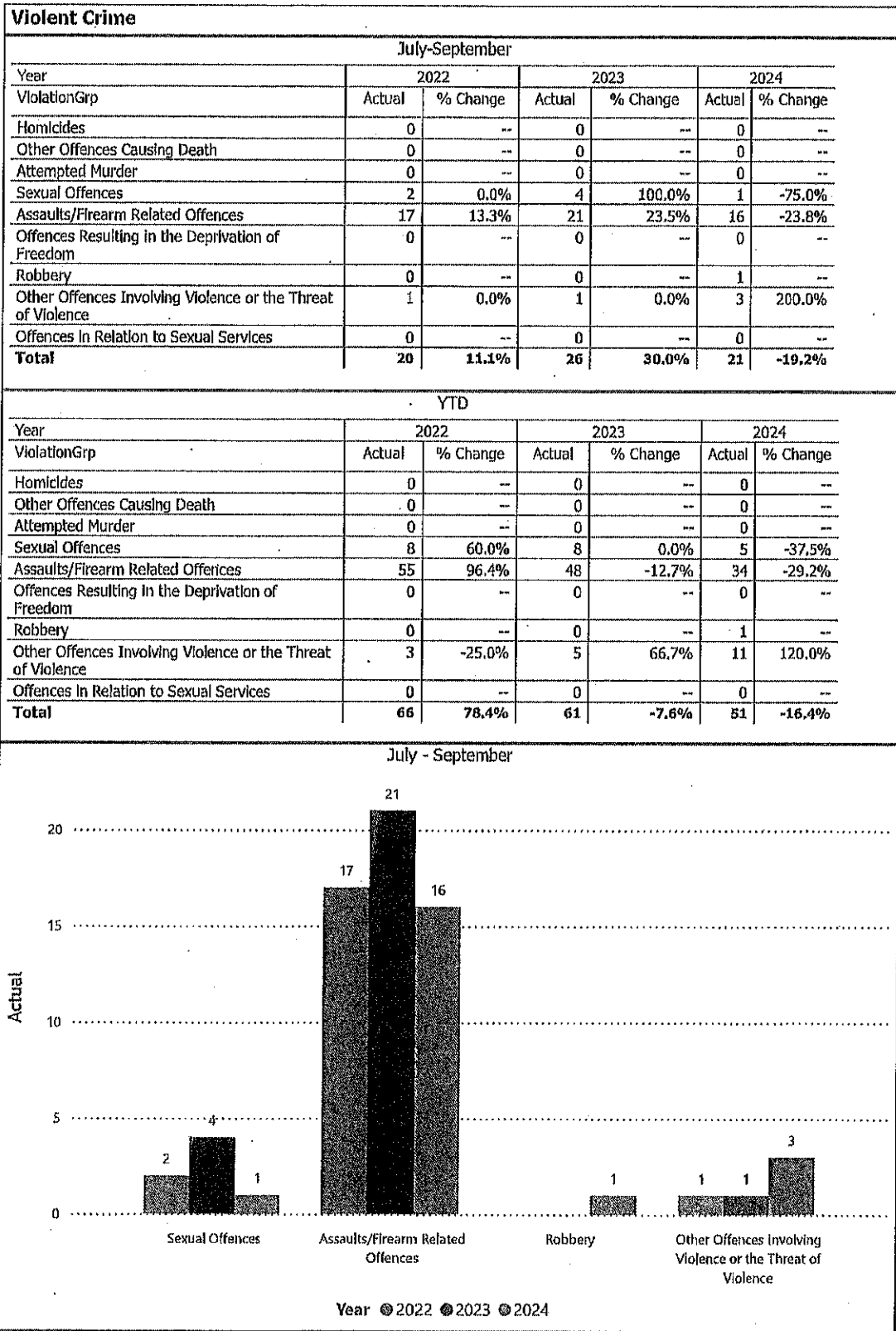
Data source date:

11-Nov-2024

Report Generated on:

12-Nov-2024 11:52:32 AM

**OPP Detachment Board Report  
Records Management System  
July - September 2024**



Detachment: 2L - SIDUX LOOKOUT

Location code(s): 2L20 - PICKLE LAKE

Area(s): 2010 - Pickle Lake

Data source date:

11-Nov-2024

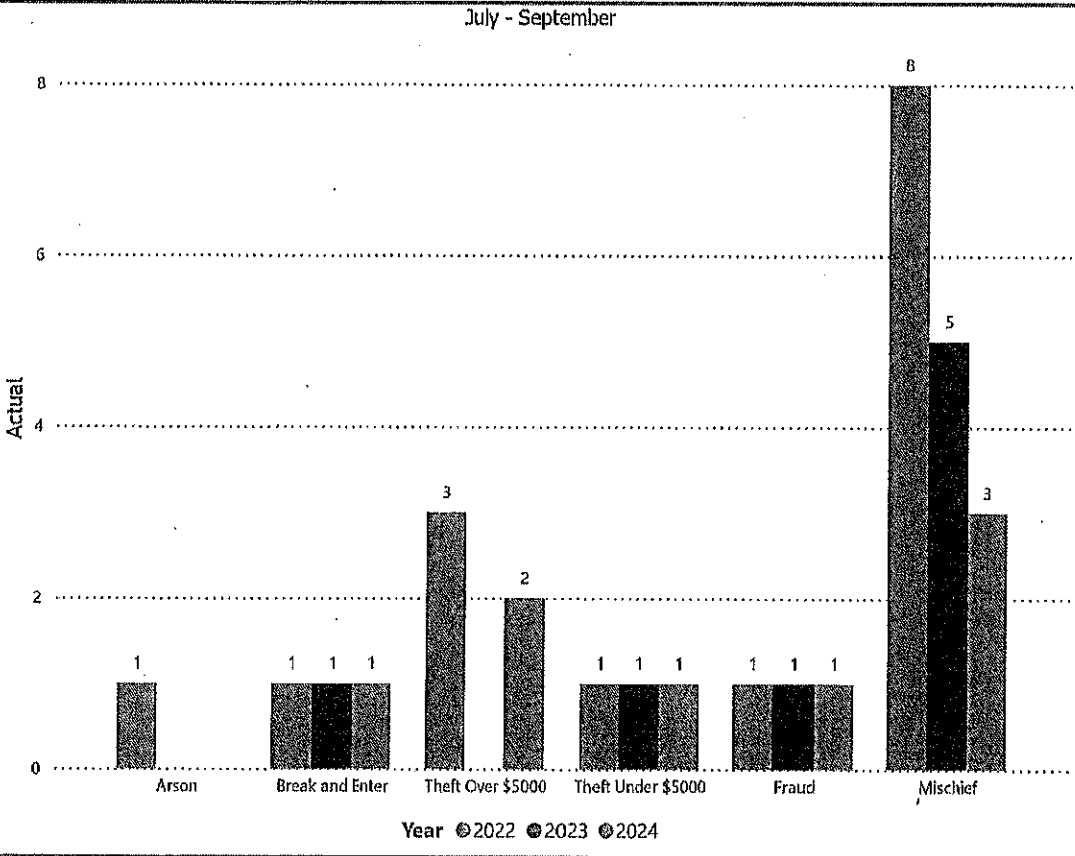
Report Generated on:

12-Nov-2024 11:52:32 AM

**OPP Detachment Board Report  
Records Management System  
July - September 2024**

Property Crime						
July - September						
Year	2022		2023		2024	
	Actual	% Change	Actual	% Change	Actual	% Change
Arson	1	--	0	-100.0%	0	--
Break and Enter	1	0.0%	1	0.0%	1	0.0%
Theft Over \$5000	3	--	0	-100.0%	2	--
Theft Under \$5000	1	--	1	0.0%	1	0.0%
Possession/Trafficking Stolen Goods	0	--	0	--	0	--
Fraud	1	--	1	0.0%	1	0.0%
Mischief	8	166.7%	5	-37.5%	3	-40.0%
<b>Total</b>	<b>15</b>	<b>275.0%</b>	<b>8</b>	<b>-46.7%</b>	<b>8</b>	<b>0.0%</b>

YTD						
Year	2022		2023		2024	
	Actual	% Change	Actual	% Change	Actual	% Change
Arson	1	--	1	0.0%	0	-100.0%
Break and Enter	4	300.0%	3	-25.0%	5	66.7%
Theft Over \$5000	3	--	2	-33.3%	2	0.0%
Theft Under \$5000	3	50.0%	5	66.7%	3	-40.0%
Possession/Trafficking Stolen Goods	0	--	0	--	0	--
Fraud	3	50.0%	2	-33.3%	6	200.0%
Mischief	14	366.7%	12	-14.3%	8	-33.3%
<b>Total</b>	<b>28</b>	<b>250.0%</b>	<b>25</b>	<b>-10.7%</b>	<b>24</b>	<b>-4.0%</b>



Detachment: 2L - SIOUX LOOKOUT

Location code(s): 2L20 - PICKLE LAKE

Area(s): 2010 - Pickle Lake

Data source date:

11-Nov-2024

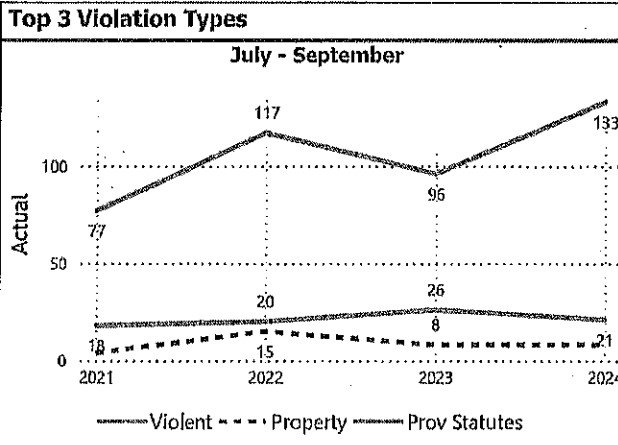
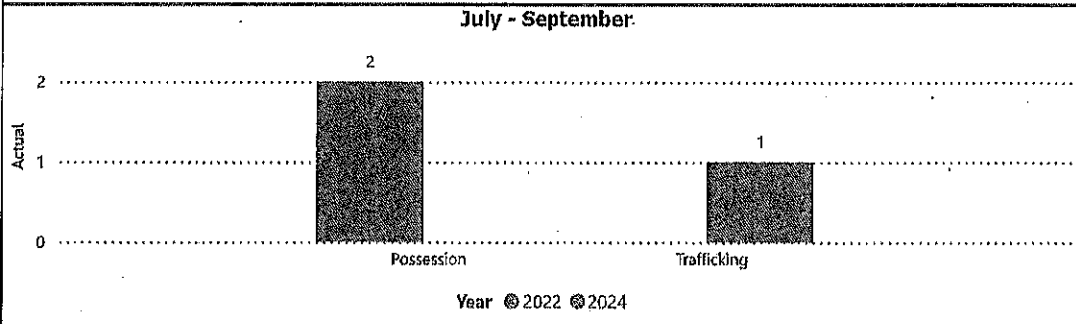
Report Generated on:

12-Nov-2024 11:52:32 AM

**OPP Detachment Board Report  
Records Management System  
July - September 2024**

Drug Crime						
July - September						
Year	2022		2023		2024	
	ViolationGrp	Actual	% Change	Actual	% Change	Actual
Possession	2	--	0	-100.0%	0	--
Trafficking	0	--	0	--	1	--
Importation & Production	0	--	0	--	0	--
Cannabis Possession	0	--	0	--	0	--
Cannabis Distribution	0	--	0	--	0	--
Cannabis Sale	0	--	0	--	0	--
Cannabis Importation & Exportation	0	--	0	--	0	--
Cannabis Production	0	--	0	--	0	--
Other Cannabis Violations	0	--	0	--	0	--
<b>Total</b>	<b>2</b>	<b>--</b>	<b>0</b>	<b>-100.0%</b>	<b>1</b>	<b>--</b>

YTD						
Year	2022		2023		2024	
	ViolationGrp	Actual	% Change	Actual	% Change	Actual
Possession	2	--	0	-100.0%	1	--
Trafficking	0	--	1	--	1	0.0%
Importation & Production	0	--	0	--	0	--
Cannabis Possession	0	--	0	--	0	--
Cannabis Distribution	0	--	0	--	0	--
Cannabis Sale	0	--	0	--	0	--
Cannabis Importation & Exportation	0	--	0	--	0	--
Cannabis Production	0	--	0	--	0	--
Other Cannabis Violations	0	--	0	--	0	--
<b>Total</b>	<b>2</b>	<b>--</b>	<b>1</b>	<b>-50.0%</b>	<b>2</b>	<b>100.0%</b>



**Top 5 Violation Groups**

**July - September**

ViolationGrp	2021	2022	2023	2024	Total
Provincial Statutes	77	117	96	133	423
Assaults/Firearm Related Offences	15	17	21	16	69
Mischief	3	8	5	3	19
Failure to Comply	5	1	5	6	17
Sexual Offences	2	2	4	1	9

Detachment: 2L - SIOUX LOOKOUT

Location code(s): 2L20 - PICKLE LAKE

Area(s): 2010 - Pickle Lake

Data source date:

11-Nov-2024

Report Generated on:  
12-Nov-2024 11:52:32 AM

**OPP Detachment Board Report  
Records Management System  
July - September 2024**

**Other Crime Occurrences**

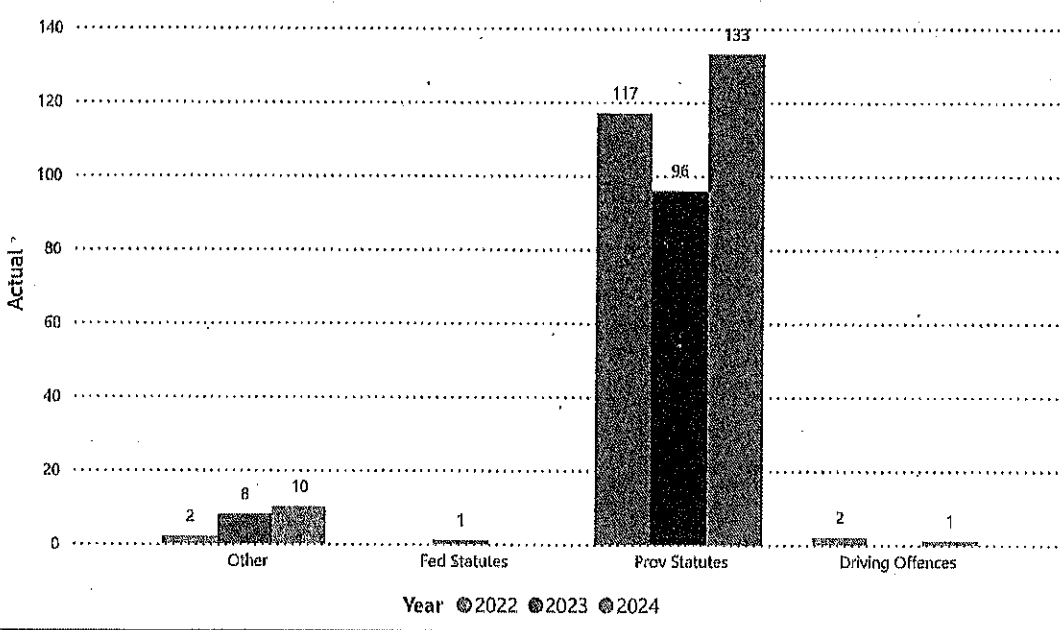
July - September

Year	2022		2023		2024	
	Actual	% Change	Actual	% Change	Actual	% Change
Violation_rollup						
Other	2	-66.7%	8	300.0%	10	25.0%
Fed Statutes	0	--	1	--	0	-100.0%
Prov Statutes	117	51.9%	96	-17.9%	133	38.5%
Driving Offences	2	100.0%	0	-100.0%	1	--
<b>Total</b>	<b>121</b>	<b>44.0%</b>	<b>105</b>	<b>-13.2%</b>	<b>144</b>	<b>37.1%</b>

YTD

Year	2022		2023		2024	
	Actual	% Change	Actual	% Change	Actual	% Change
Violation_rollup						
Other	12	-29.4%	27	125.0%	28	3.7%
Fed Statutes	0	--	1	--	0	-100.0%
Prov Statutes	329	19.2%	303	-7.9%	347	14.5%
Driving Offences	7	600.0%	4	-42.9%	3	-25.0%
<b>Total</b>	<b>348</b>	<b>18.4%</b>	<b>335</b>	<b>-3.7%</b>	<b>378</b>	<b>12.8%</b>

July - September



Detachment: 2L - SIOUX LOOKOUT

Location code(s): 2L20 - PICKLE LAKE

Area(s): 2010 - Pickle Lake

Data source date:

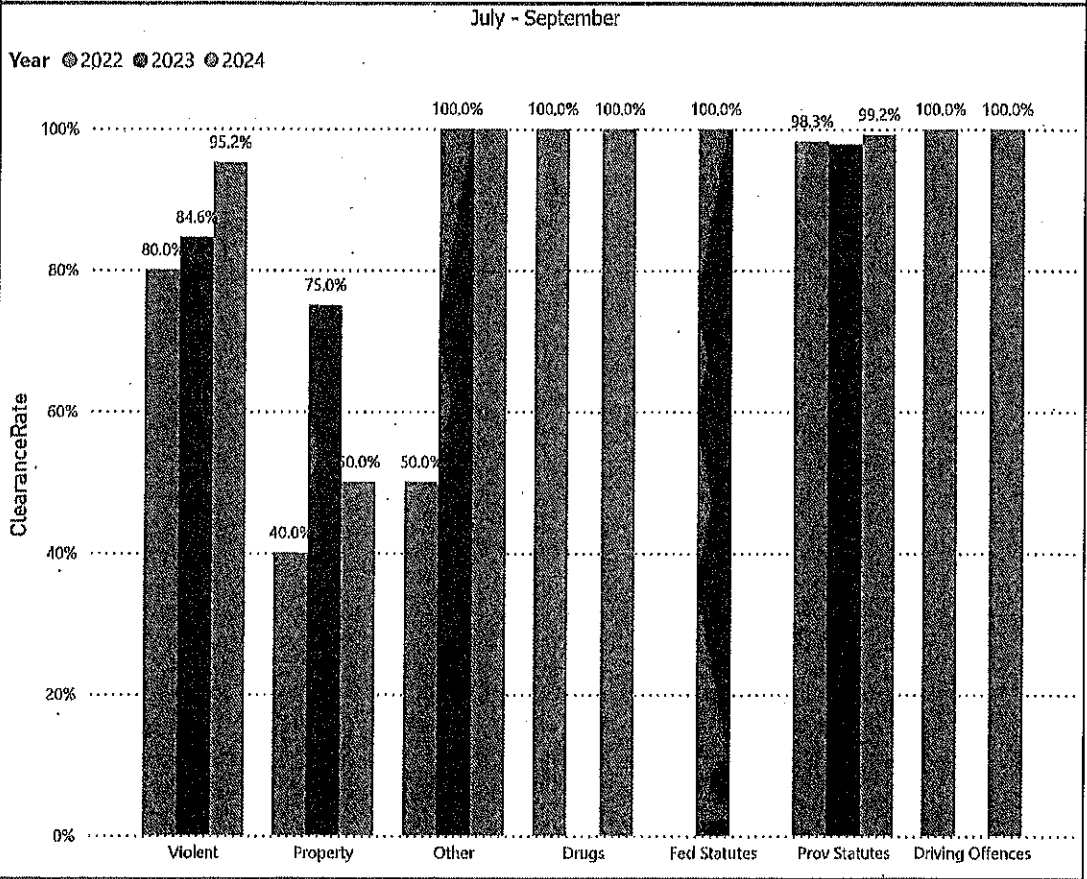
11-Nov-2024

Report Generated on:  
12-Nov-2024 11:52:32 AM

**OPP Detachment Board Report  
Records Management System  
July - September 2024**

Clearance Rate						
July - September						
Year	2022		2023		2024	
	%	% Change	%	% Change	%	% Change
Violent	80.0%	-15.3%	84.6%	5.8%	95.2%	12.6%
Property	40.0%	-20.0%	75.0%	87.5%	50.0%	-33.3%
Other	50.0%	-50.0%	100.0%	100.0%	100.0%	0.0%
Drugs	100.0%	--		-100.0%	100.0%	--
Fed Statutes			100.0%	--		-100.0%
Prov Statutes	98.3%	0.9%	97.9%	-0.4%	99.2%	1.4%
Driving Offences	100.0%	0.0%		-100.0%	100.0%	--

YTD						
Year	2022		2023		2024	
	%	% Change	%	% Change	%	% Change
Violation rollop						
Violent	83.3%	2.8%	85.2%	2.3%	96.1%	12.7%
Property	35.7%	-4.8%	64.0%	79.2%	50.0%	-21.9%
Other	75.0%	-8.9%	96.3%	28.4%	89.3%	-7.3%
Drugs	100.0%	--	100.0%	0.0%	100.0%	0.0%
Fed Statutes			100.0%	--		-100.0%
Prov Statutes	98.8%	-0.1%	98.7%	-0.1%	99.1%	0.5%
Driving Offences	100.0%	0.0%	100.0%	0.0%	100.0%	0.0%



Detachment: 2L - SIOUX LOOKOUT  
Location code(s): 2L20 - PICKLE LAKE

Area(s): 2010 - Pickle Lake  
Data source date:  
11-Nov-2024

Report Generated on:  
12-Nov-2024 11:52:32 AM

**OPP Detachment Board Report  
Records Management System  
July - September 2024**

<b>Unfounded</b>						
July - September						
Year	2022		2023		2024	
Violation_rollup	Count	% Change	Count	% Change	Count	% Change
Violent	1	--	3	200.0%	0	-100.0%
Property	1	--	0	-100.0%	0	--
Other	0	-100.0%	0	--	0	--
Drugs	0	--	0	--	0	--
Fed Statutes	0	--	0	--	0	--
Prov Statutes	3	-25.0%	0	-100.0%	1	--
Driving Offences	0	--	0	--	0	--
<b>Total</b>	<b>5</b>	<b>-16.7%</b>	<b>3</b>	<b>-40.0%</b>	<b>1</b>	<b>-66.7%</b>

YTD						
Year	2022		2023		2024	
Violation_rollup	Count	% Change	Count	% Change	Count	% Change
Violent	5	150.0%	3	-40.0%	0	-100.0%
Property	1	--	0	-100.0%	1	--
Other	0	-100.0%	0	--	0	--
Drugs	0	--	0	--	0	--
Fed Statutes	0	--	0	--	0	--
Prov Statutes	14	180.0%	1	-92.9%	2	100.0%
Driving Offences	0	--	0	--	0	--
<b>Total</b>	<b>20</b>	<b>100.0%</b>	<b>4</b>	<b>-80.0%</b>	<b>3</b>	<b>-25.0%</b>

Violation Type	2022	2023	2024
Violent	1	3	0
Property	1	0	0
Prov Statutes	3	0	1

Detachment: 2L - SIOUX LOOKOUT  
Location codes: 2L20 - PICKLE LAKE

Area(s): 2010 - Pickle Lake  
Data source date:  
10-May-2024

Report Generated on:  
12-Nov-2024 11:52:32 AM



**OPP Detachment Board Report  
Records Management System  
July - September 2024**

Youth Charges by Disposition Type			
July - September			
Disposition_Type	2022	2023	2024
Ball	0	0	0
Conviction	0	0	0
Diversion	3	3	1
NonConviction	1	0	0
NotAccepted	0	0	0
POATicket	0	0	0
<b>Total</b>	<b>4</b>	<b>3</b>	<b>1</b>

YTD			
Disposition_Type	2022	2023	2024
Ball	0	0	0
Conviction	0	0	0
Diversion	3	6	1
NonConviction	3	6	0
NotAccepted	0	0	0
POATicket	0	0	1
<b>Total</b>	<b>6</b>	<b>12</b>	<b>2</b>

Youth Charges by Disposition and Occurrence Type					
July - September					
Year	2024				Total
OccType	Conviction	Diversion	NonConviction	NotAccepted	
Mischief	0	1	0	0	<b>1</b>
<b>Total</b>	<b>0</b>	<b>1</b>	<b>0</b>	<b>0</b>	<b>1</b>

YTD						
Year	2024					Total
OccType	Conviction	Diversion	NonConviction	NotAccepted	POATicket	
Mischief	0	1	0	0		<b>1</b>
Motor vehicle collision	0	0	0	0	1	<b>1</b>
<b>Total</b>	<b>0</b>	<b>1</b>	<b>0</b>	<b>0</b>	<b>1</b>	<b>2</b>

The tables and chart on this page present summarized youth charges by disposition and occurrence type that have been recorded in the OPP Niche RMS application. Of note... the Niche data sourced for this report page only lists youth charges that have had a disposition type entered against them. Therefore, please be aware that the counts of youth charges entries on this report page are understating the potential sum of youth charges that are in OPP Niche RMS.

Detachment: 2L - SIDUX LOOKOUT

Location code(s): 2L20 - PICKLE LAKE

Area(s): 2010 - Pickle Lake

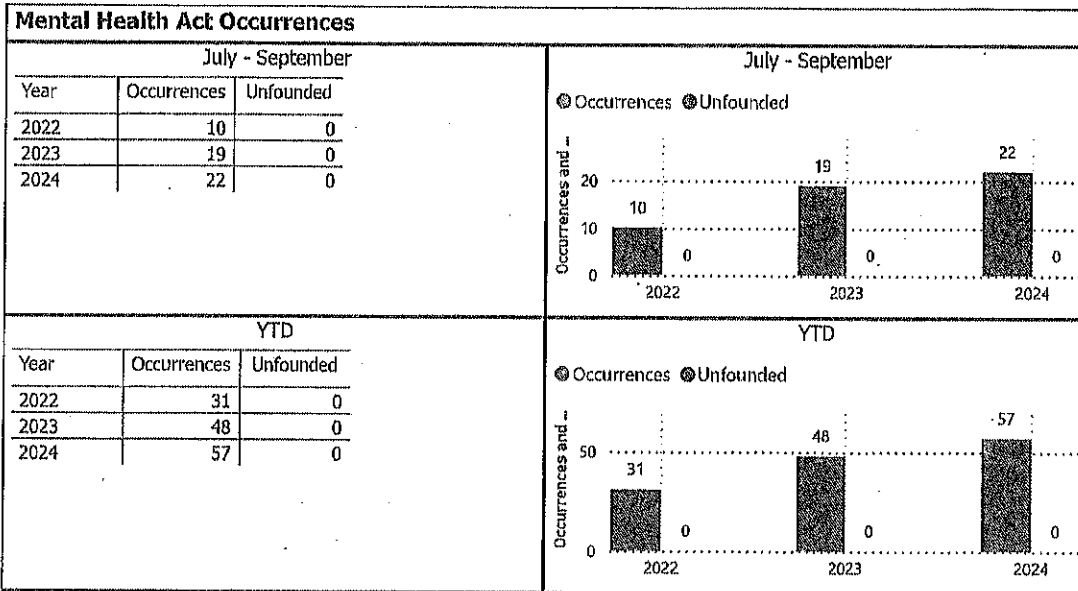
Data source date:

11-Nov-2024

Report Generated on:

12-Nov-2024 11:52:32 AM

**OPP Detachment Board Report  
Records Management System  
July - September 2024**



Mental Health Act Occurrences by Occurrence Type		
July - September		
Year	2024	
OccurrenceType	Occurrences	Unfounded
Ambulance Asslstance	1	0
Assault	2	0
Attempt or threat of suicide	6	0
Disturb the peace	1	0
Domestic dispute	1	0
Liquor Licence Control Act	1	0
Mental health act	6	0
Obstruct peace officer	1	0
Theft	1	0
Threats	1	0
Weapons	1	0
<b>Total</b>	<b>22</b>	<b>0</b>

Detachment: 2L - SIOUX LOOKOUT

Location code(s): 2L20 - PICKLE LAKE

Area(s): 2010 - Pickle Lake

Data source date:

11-Nov-2024

Report Generated on:

12-Nov-2024 11:52:32 AM

**OPP Detachment Board Report  
Records Management System  
July - September 2024**

Overdose Occurrences							
July - September				YTD			
Fatal	2022	2023	2024	Fatal	2022	2023	2024
<input type="checkbox"/> Fatal	0	0	0	<input type="checkbox"/> Fatal	1	0	0
non-opioid overdose	0	0	0	non-opioid overdose	1	0	0
opioid overdose	0	0	0	opioid overdose	0	0	0
<input type="checkbox"/> non-Fatal	0	0	0	<input type="checkbox"/> non-Fatal	0	0	1
non-opioid overdose	0	0	0	non-opioid overdose	0	0	1
opioid overdose	0	0	0	opioid overdose	0	0	0
<b>Total</b>	<b>0</b>	<b>0</b>	<b>0</b>	<b>Total</b>	<b>1</b>	<b>0</b>	<b>1</b>

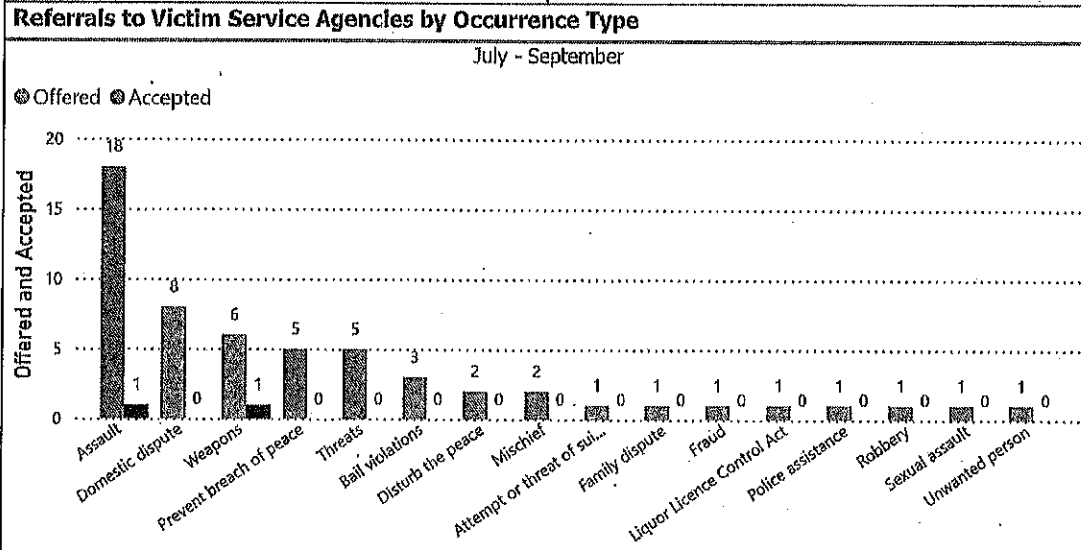
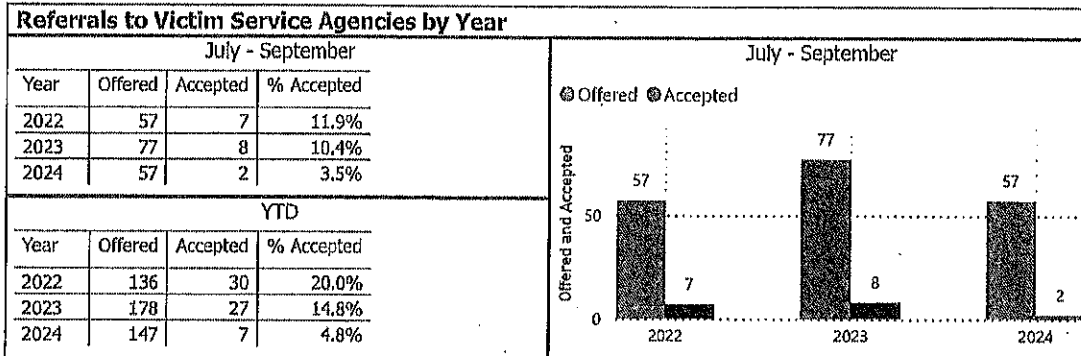
Fatal Overdose Occurrences				Non-Fatal Overdose Occurrences			
July - September				July - September			
<input checked="" type="radio"/> non-opioid overdose <input type="radio"/> opioid overdose				<input checked="" type="radio"/> non-opioid overdose <input type="radio"/> opioid overdose			

Detachment: 2L - SIOUX LOOKOUT  
Location code(s): 2L20 - PICKLE LAKE

Area(s): 2010 - Pickle Lake  
Data source date:  
(Blank)

Report Generated on:  
12-Nov-2024 11:52:32 AM

**OPP Detachment Board Report  
Records Management System  
July - September 2024**



### Referrals Accepted (%) by Age Group

July - September

PersonAgeRange	2022	2023	2024
	1.9%	1.4%	
11 - 16	100.0%	100.0%	0.0%
17 - 25		100.0%	7.1%
26 - 45	100.0%	100.0%	0.0%
46 - 65	100.0%	100.0%	5.9%
Over 65	100.0%		0.0%
Under 6			0.0%

### Referrals Not Offered

July - September

ServicesNotOfferedReason	2022	2023	2024
	0	0	0
	0	0	0
Victim deceased or unable to respond	2	0	0
Victim resides outside Ontario	0	0	0

### Referrals Accepted (%) by Age Group

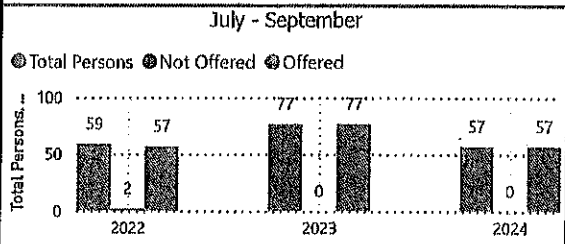
YTD

PersonAgeRange	2022	2023	2024
	4.0%	1.9%	0.0%
11 - 16	100.0%	87.5%	50.0%
17 - 25	100.0%	100.0%	4.8%
26 - 45	100.0%	100.0%	2.9%
46 - 65	50.0%	100.0%	13.0%
6 - 10	100.0%	100.0%	0.0%
Over 65	100.0%		0.0%
Under 6			0.0%

### Referrals Not Offered

YTD

ServicesNotOfferedReason	2022	2023	2024
	0	0	0
	0	0	0
Victim deceased or unable to respond	14	4	0
Victim resides outside Ontario	0	0	0



Detachment: 2L - SIOUX LOCKOUT  
Location codes: 2L20 - PICKLE LAKE

**OPP Detachment Board Report  
Records Management System  
July - September 2024**

<b>Public Complaints (Detachment Level Only)</b>						
July - September						
Year	2022		2023		2024	
INCIDENT_TYPE	Count	% Change	Count	% Change	Count	% Change
Conduct	0	--	0	--	0	--
Policy	0	--	0	--	0	--
Service	0	--	0	--	0	--
<b>Total</b>	<b>0</b>	<b>--</b>	<b>0</b>	<b>--</b>	<b>0</b>	<b>--</b>

YTD						
Year	2022		2023		2024	
INCIDENT_TYPE	Count	% Change	Count	% Change	Count	% Change
Conduct	0	--	0	--	0	--
Policy	0	--	0	--	0	--
Service	0	--	0	--	0	--
<b>Total</b>	<b>0</b>	<b>--</b>	<b>0</b>	<b>--</b>	<b>0</b>	<b>--</b>

July - September						
Year	2022	2023	2024			
Conduct	0	0	0			
Policy	0	0	0			
Service	0	0	0			

Data source: RMS Data Feed  
Ontario Provincial Police, Professional Standards Bureau Commander Reports - File Manager System

Data source date:  
(Blank)

**Daily Activity Reporting**

<b>Daily Activity Reporting Patrol Hours</b>			
July - September			
ODCdesc	2022	2023	2024
Patrol-Cruiser	210.25	1,087.75	1,400.50
Patrol-Aircraft	0.00	0.00	0.00
Patrol-Motorcycle	0.00	0.00	0.00
Patrol-Marine	4.00	0.00	0.00
Patrol-ATV	0.00	0.00	0.00
Patrol-Snowmobile	0.00	0.00	0.00
Patrol-Bicycle	0.00	0.00	0.00
Patrol-Foot	9.00	14.25	44.25
Patrol-School	1.00	4.25	3.75
<b>Total</b>	<b>224.25</b>	<b>1,106.25</b>	<b>1,448.50</b>

Patrol Hours			
Year	2022	2023	2024
Patrol-Cruiser	210.25	1087.75	1400.50
Patrol-Marine	4.00	0.00	0.00
Patrol-Foot	9.00	14.25	44.25
Patrol-School	1.00	4.25	3.75

Data source (Daily Activity Reporting System) date:  
11-Nov-2024

Detachment: 2L - SIOUX LOOKOUT  
Location code(s): 2L20 - PICKLE LAKE

Data source date:  
(Blank)

Report Generated on:  
12-Nov-2024 11:52:32 AM

**OPP Detachment Board Report  
Collision Reporting System  
July - September 2024**

<b>Motor Vehicle Collisions by Type</b>						
July - September						
Year	2022		2023		2024	
CollisionType	Incidents	% Change	Incidents	% Change	Incidents	% Change
Fatal Injury	0	--	0	--	0	--
Non-Fatal Injury	0	-100.0%	0	--	0	--
Property Damage Only	3	--	0	-100.0%	2	--
<b>Total</b>	<b>3</b>	<b>200.0%</b>	<b>0</b>	<b>-100.0%</b>	<b>2</b>	<b>--</b>

YTD						
Year	2022		2023		2024	
CollisionType	Incidents	% Change	Incidents	% Change	Incidents	% Change
Fatal Injury	0	--	0	--	0	--
Non-Fatal Injury	1	0.0%	0	-100.0%	0	--
Property Damage Only	13	225.0%	2	-84.6%	4	100.0%
<b>Total</b>	<b>14</b>	<b>180.0%</b>	<b>2</b>	<b>-85.7%</b>	<b>4</b>	<b>100.0%</b>

July - September			
Year	2022	2023	2024
Fatal Injury	0	0	0
Non-Fatal Injury	0	0	0
Property Damage Only	3	0	2

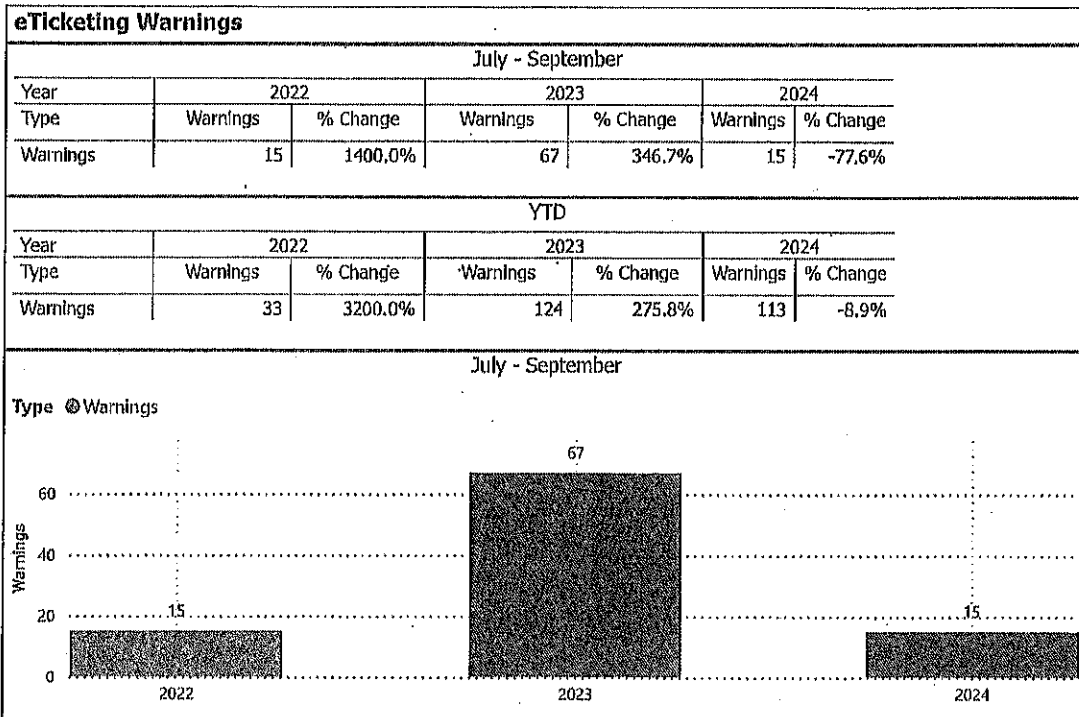
Data source (Collision Reporting System) date:  
11-Nov-2024

Detachment: 2L - SIOUX LOOKOUT  
Location code(s): 2L20 - PICKLE LAKE

Area(s): 2010 - Pickle Lake  
Data source date:  
11-Nov-2024

Report Generated on:  
12-Nov-2024 11:52:32 AM

**OPP Detachment Board Report  
Records Management System  
July - September 2024**



Detachment: 2L - SIOUX LOOKOUT  
 Location code(s): 2L20 - PICKLE LAKE

Area(s): 2010 - Pickle Lake  
 Data source date:  
 11-Nov-2024

Report Generated on:  
 12-Nov-2024 11:52:32 AM

**OPP Detachment Board Report  
Collision Reporting System  
July - September 2024**

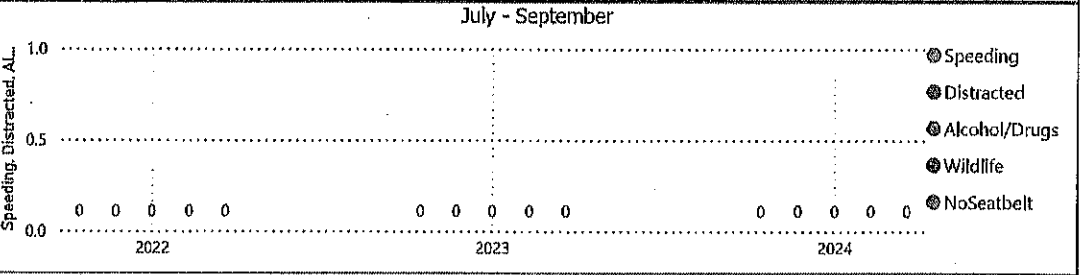
Fatalities in Detachment Area - Incidents									
July - September									
Type	Motor Vehicle			Motorized Snow Vehicle			Off-Road Vehicle		
Year	Alcohol/Drugs	Incidents	% Change	Alcohol/Drugs	Incidents	% Change	Alcohol/Drugs	Incidents	% Change
2022	0	0	--	0	0	--	0	0	--
2023	0	0	--	0	0	--	0	0	--
2024	0	0	--	0	0	--	0	0	--

YTD									
Type	Motor Vehicle			Motorized Snow Vehicle			Off-Road Vehicle		
Year	Alcohol/Drugs	Incidents	% Change	Alcohol/Drugs	Incidents	% Change	Alcohol/Drugs	Incidents	% Change
2022	0	0	--	0	0	--	0	0	--
2023	0	0	--	0	0	--	0	0	--
2024	0	0	--	0	0	--	0	0	--

Fatalities in Detachment Area - Persons Killed						
July - September						
Type	Motor Vehicle		Motorized Snow Vehicle		Off-Road Vehicle	
Year	Persons Killed	% Change	Persons Killed	% Change	Persons Killed	% Change
2022	0	--	0	--	0	--
2023	0	--	0	--	0	--
2024	0	--	0	--	0	--

YTD						
Type	Motor Vehicle		Motorized Snow Vehicle		Off-Road Vehicle	
Year	Persons Killed	% Change	Persons Killed	% Change	Persons Killed	% Change
2022	0	--	0	--	0	--
2023	0	--	0	--	0	--
2024	0	--	0	--	0	--

Primary Causal Factors in Fatal Motor Vehicle Collisions						
	July - September			YTD		
	2022	2023	2024	2022	2023	2024
Speeding	0	0	0	0	0	0
Speeding % Change	--	--	--	--	--	--
Distracted	0	0	0	0	0	0
Distracted % Change	--	--	--	--	--	--
Alcohol/Drugs	0	0	0	0	0	0
Alcohol/Drugs % Change	--	--	--	--	--	--
Wildlife	0	0	0	0	0	0
Wildlife % Change	--	--	--	--	--	--
NoSeatbelt	0	0	0	0	0	0
NoSeatbelt YoY%	--	--	--	--	--	--



Data source (Collision Reporting System) date:  
11-Nov-2024

Detachment: 2L - SIOUX LOOKOUT  
Location code(s): 2L20 - PICKLE LAKE

Area(s): 2010 - Pickle Lake  
Data source date:  
11-Nov-2024

Report Generated on:  
12-Nov-2024 11:52:32 AM



OPP Detachment Board Report  
Report Information Page

**Report Data Source Information:**

**Data Sources Utilized**

- Niche RMS – CTSB Data Feed
- Collision Reporting System (eCRS)
- POIB File Manager
- Daily Activity Reporting System

**Niche RMS**

RMS data presented in this report is dynamic in nature and any numbers may change over time as the OPP continue to investigate and solve crime.

The following report tabs acquire their data from the OPP Niche RMS – CTSB Data Feed

- Complaints (Public Complaints Section Only)
- Charges
- Warnings
- Violent Crime
- Property Crime
- Drug Crime
- Clearance Rate
- Unfounded
- Other Crime
- Youth Charges
- MHA – Mental Health Act
- Overdose
- Victim Services

**Collision Reporting System (eCRS)**

Traffic related data for Collisions and Fatalities are collected from the OPP eCRS application.

The following report tabs acquire their data from the OPP eCRS (Collision Reporting System)

- Collisions
- Fatalities

**DAR (Daily Activity Reporting)**

Patrol hours are collected from the OPP DAR application.

The following report tabs acquire their data from the OPP DAR (Daily Activity Reporting)

- Complaints (Patrol Hours Section Only)



## Calls For Service (CFS) Billing Summary Report

### Pickle Lake July to September - 2024

Billing Categories <i>(Billing categories below do not match traditional crime groupings)</i>		2024				2023			
		July to September	Year to Date	Time Standard	Year To Date Weighted Hours	July to September	Year to Date	Time Standard	Year To Date Weighted Hours
Violent Criminal Code	Sexual Assault	1	3	15.4	46.2	5	7	15.4	107.8
	Sexual Interference	0	2	15.4	30.8	0	0		0.0
	Voyeurism	0	0		0.0	1	1	15.4	15.4
	Non-Consensual Distribution of Intimate Images	0	0		0.0	0	1	15.4	15.4
	Assault With Weapon or Causing Bodily Harm-Level 2	3	5	15.4	77.0	5	8	15.4	123.2
	Assault-Level 1	11	23	15.4	354.2	16	39	15.4	600.6
	Using firearm (or imitation) in commission of offence	1	1	15.4	15.4	0	0		0.0
	Assault Peace Officer	1	5	15.4	77.0	1	2	15.4	30.8
	Robbery, With Threat of Violence	1	1	15.4	15.4	0	0		0.0
	Criminal Harassment	0	1	15.4	15.4	0	1	15.4	15.4
	Utter Threats to Person	3	10	15.4	154.0	0	2	15.4	30.8
	Utter Threats to Person -Police Officer	0	0		0.0	1	1	15.4	15.4
	Other Criminal Code * against public order	0	0		0.0	0	1	15.4	15.4
	<b>Total</b>	<b>21</b>	<b>51</b>	<b>15.4</b>	<b>785.4</b>	<b>29</b>	<b>63</b>	<b>15.4</b>	<b>970.2</b>
Property Crime Violations	Arson - Others	0	0		0.0	0	1	6.3	6.3
	Break & Enter	1	6	6.3	37.8	1	3	6.3	18.9
	Theft Over - Construction Site	1	1	6.3	6.3	0	0		0.0
	Theft of Motor Vehicle	1	1	6.3	6.3	0	2	6.3	12.6
	Theft under - Persons	1	1	6.3	6.3	0	0		0.0
	Theft under - Trailers	0	0		0.0	0	2	6.3	12.6
	Theft under - Other Theft	0	0		0.0	1	2	6.3	12.6
	Theft Under \$5,000 [SHOPLIFTING]	0	2	6.3	12.6	0	1	6.3	6.3
	Fraud - False Pretence <= \$5,000	0	1	6.3	6.3	0	0		0.0
	Fraud -Money/ property/security > \$5,000	0	1	6.3	6.3	0	0		0.0



## Calls For Service (CFS) Billing Summary Report

### Pickle Lake July to September - 2024

Billing Categories <i>(Billing categories below do not match traditional crime groupings)</i>		2024				2023			
		July to September	Year to Date	Time Standard	Year To Date Weighted Hours	July to September	Year to Date	Time Standard	Year To Date Weighted Hours
Property Crime Violations	Fraud -Money/property/security <= \$5,000	1	3	6.3	18.9	1	2	6.3	12.6
	Personation with Intent (fraud)	0	1	6.3	6.3	0	0		0.0
	Mischief - master code	3	7	6.3	44.1	3	8	6.3	50.4
	Mischief (Graffiti - Non Gang Related)	0	0		0.0	0	1	6.3	6.3
	Interfere with lawful use, enjoyment of property	0	1	6.3	6.3	2	3	6.3	18.9
	Property Damage	0	1	6.3	6.3	0	0		0.0
	<b>Total</b>	<b>8</b>	<b>26</b>	<b>6.3</b>	<b>163.8</b>	<b>8</b>	<b>25</b>	<b>6.3</b>	<b>157.5</b>
Other Criminal Code Violations (Excluding traffic)	Offensive Weapons-Possession of Weapons	0	0		0.0	0	1	7.3	7.3
	Bail Violations - Fall To Comply	6	17	7.3	124.1	5	20	7.3	146.0
	Bail Violations - Recognizance	0	1	7.3	7.3	0	0		0.0
	Disturb the Peace	3	7	7.3	51.1	1	4	7.3	29.2
	Obstruct Public Peace Officer	1	2	7.3	14.6	0	0		0.0
	Obstruct Justice/Fabricate Evidence	0	0		0.0	2	2	7.3	14.6
	<b>Total</b>	<b>10</b>	<b>27</b>	<b>7.3</b>	<b>197.1</b>	<b>8</b>	<b>27</b>	<b>7.3</b>	<b>197.1</b>
Drug Possession	Possession Cocaine	0	1	6.9	6.9	0	0		0.0
	Drug related occurrence	0	0		0.0	1	1	6.9	6.9
	<b>Total</b>	<b>0</b>	<b>1</b>	<b>6.9</b>	<b>6.9</b>	<b>1</b>	<b>1</b>	<b>6.9</b>	<b>6.9</b>
Drugs	Trafficking Cocaine	1	1	80.6	80.6	0	1	80.6	80.6
	<b>Total</b>	<b>1</b>	<b>1</b>	<b>80.6</b>	<b>80.6</b>	<b>0</b>	<b>1</b>	<b>80.6</b>	<b>80.6</b>
Statutes & Acts	Youth Criminal Justice Act (YCJA)	0	0		0.0	1	1	3.5	3.5
	Landlord/Tenant	0	1	3.5	3.5	0	0		0.0
	Mental Health Act	2	3	3.5	10.5	2	4	3.5	14.0
	Mental Health Act - Attempt Suicide	1	4	3.5	14.0	3	4	3.5	14.0
	Mental Health Act - Threat of Suicide	5	15	3.5	52.5	2	9	3.5	31.5
	Mental Health Act - Voluntary Transport	3	5	3.5	17.5	1	3	3.5	10.5
	Mental Health Act - Placed on Form	0	0		0.0	0	2	3.5	7.0



## Calls For Service (CFS) Billing Summary Report

### Pickle Lake July to September - 2024

Billing Categories <i>(Billing categories below do not match traditional crime groupings)</i>		2024				2023			
		July to September	Year to Date	Time Standard	Year To Date Weighted Hours	July to September	Year to Date	Time Standard	Year To Date Weighted Hours
Statutes & Acts	Mental Health Act - Apprehension	0	0		0.0	1	1	3.5	3.5
	Trespass To Property Act	8	17	3.5	59.5	3	14	3.5	49.0
	<b>Total</b>	<b>19</b>	<b>45</b>	<b>3.5</b>	<b>157.5</b>	<b>13</b>	<b>38</b>	<b>3.5</b>	<b>133.0</b>
Operational	Animal - Bear Complaint	3	5	3.8	19.0	27	31	3.8	117.8
	Animal Stray	0	2	3.8	7.6	1	1	3.8	3.8
	Animal Injured	0	0		0.0	2	2	3.8	7.6
	Animal - Dog Owners Liability Act	0	0		0.0	0	2	3.8	7.6
	Domestic Disturbance	13	22	3.8	83.6	4	16	3.8	60.8
	Suspicious Person	3	8	3.8	30.4	2	5	3.8	19.0
	Fire - Building	0	0		0.0	0	1	3.8	3.8
	Fire - Other	1	2	3.8	7.6	2	2	3.8	7.6
	Insecure Condition - Master code	0	1	3.8	3.8	0	0		0.0
	Insecure Condition - Building	0	3	3.8	11.4	0	1	3.8	3.8
	Missing Person under 12	0	0		0.0	0	1	3.8	3.8
	Missing Person 12 & older	1	1	3.8	3.8	0	3	3.8	11.4
	Missing Person Located Under 12	0	0		0.0	0	2	3.8	7.6
	Missing Person Located 12 & older	0	1	3.8	3.8	1	5	3.8	19.0
	Noise Complaint - Master code	0	2	3.8	7.6	0	1	3.8	3.8
	Noise Complaint - Vehicle	0	1	3.8	3.8	0	0		0.0
	Noise Complaint - Residence	2	2	3.8	7.6	0	0		0.0
	Noise Complaint - Others	1	2	3.8	7.6	0	1	3.8	3.8
	Found Property - Master code	0	1	3.8	3.8	0	1	3.8	3.8
	Found-Personal Accessories	0	1	3.8	3.8	0	0		0.0
	Found-Household Property	0	0		0.0	0	1	3.8	3.8
	Lost Property - Master code	0	1	3.8	3.8	0	1	3.8	3.8
Lost-Personal Accessories	1	1	3.8	3.8	0	0		0.0	



## Calls For Service (CFS) Billing Summary Report

### Pickle Lake July to September - 2024

Billing Categories <i>(Billing categories below do not match traditional crime groupings)</i>		2024				2023			
		July to September	Year to Date	Time Standard	Year To Date Weighted Hours	July to September	Year to Date	Time Standard	Year To Date Weighted Hours
Operational	Sudden Death - Natural Causes	0	0		0.0	0	1	3.8	3.8
	Sudden Death - Others	0	0		0.0	1	1	3.8	3.8
	Suspicious Vehicle	0	2	3.8	7.6	1	1	3.8	3.8
	Trouble with Youth	1	10	3.8	38.0	3	8	3.8	30.4
	Unwanted Persons	26	63	3.8	239.4	12	29	3.8	110.2
	Neighbour Dispute	1	1	3.8	3.8	0	2	3.8	7.6
	Assist Public	23	59	3.8	224.2	10	31	3.8	117.8
	Distressed/Overdue Motorist	1	3	3.8	11.4	1	4	3.8	15.2
	Family Dispute	5	10	3.8	38.0	5	6	3.8	22.8
	<b>Total</b>	<b>82</b>	<b>204</b>	<b>3.8</b>	<b>775.2</b>	<b>72</b>	<b>160</b>	<b>3.8</b>	<b>608.0</b>
Operational2	False Alarm -Others	1	1	1.5	1.5	3	4	1.5	6.0
	False Alarm - Cancelled	0	0		0.0	0	1	1.5	1.5
	Keep the Peace	3	12	1.5	18.0	4	8	1.5	12.0
	911 call / 911 hang up	0	1	1.5	1.5	0	0		0.0
	911 call - Dropped Cell	0	0		0.0	0	1	1.5	1.5
	<b>Total</b>	<b>4</b>	<b>14</b>	<b>1.5</b>	<b>21.0</b>	<b>7</b>	<b>14</b>	<b>1.5</b>	<b>21.0</b>
Traffic	MVC - Prop. Dam. Non Reportable	0	7	3.8	26.6	1	2	3.8	7.6
	MVC - Prop. Dam. Reportable (MOTOR VEHICLE COLLISION)	2	3	3.8	11.4	0	2	3.8	7.6
	<b>Total</b>	<b>2</b>	<b>10</b>	<b>3.8</b>	<b>38.0</b>	<b>1</b>	<b>4</b>	<b>3.8</b>	<b>15.2</b>
<b>Total</b>	<b>147</b>	<b>379</b>		<b>2,225.5</b>	<b>139</b>	<b>333</b>		<b>2,189.5</b>	

**Note to Detachment Commanders:**

- The content of each report is to be shared by the Detachment Commander only with the municipality for which it was generated. The municipality may treat this as a public document and distribute it as they wish.
- All data is sourced from the Niche RMS application. Included are 'reported' occurrences (actuals and unfounded occurrences) for 'billable' occurrences ONLY. Data is refreshed on a weekly basis.
- The Traffic category includes motor vehicle collision (MVC) occurrences entered into Niche (UCR code 8521). MVCs are NOT sourced from the eCRS application for this report.
- Only the primary violation is counted within an occurrence.
- Time standards displayed are for the 2024 billing period.

**Note to Municipalities:**

- Data contained within this report is dynamic in nature and numbers will change over time as the Ontario Provincial Police continues to investigate and solve crime.
- This report is NOT to be used for crime trend analysis as not all occurrences are included.



## Calls For Service (CFS) Billing Summary Report

**Pickle Lake**  
**July to September - 2024**

- Data groupings within this report do not match traditional crime groupings seen in other public reports such as the OPP Police Services Board reports or Statistics Canada reporting.