



---

# *Ontario Provincial Police*

## *Sioux Lookout Detachment Cluster*

*3<sup>rd</sup> Quarter Report*

*July – September 2024*

*Detachment Commander: Inspector Jeffrey P. Duggan*

*Operations Manager: A/Staff Sergeant Russel Saudino*

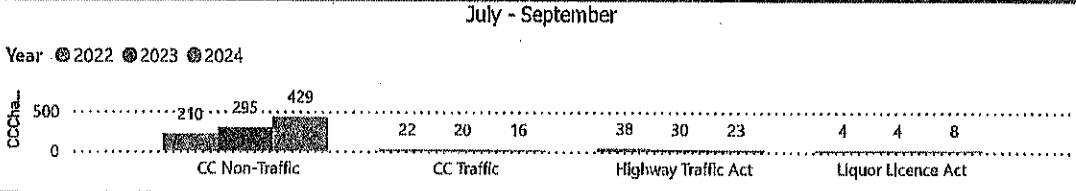
*"Working together through engagement Education and Enforcement to identify*

*Proactive and Innovative strategies to keep our community safe"*

**OPP Detachment Board Report  
Records Management System  
July - September 2024**

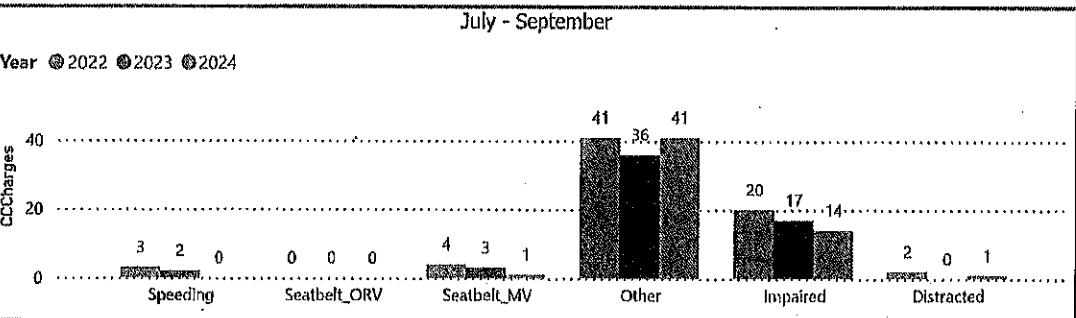
Criminal Code and Provincial Statute Charges Laid						
July - September						
Year	2022		2023		2024	
ChargeCategory1	Offence Count	% Change	Offence Count	% Change	Offence Count	% Change
CC Non-Traffic	210	-35.8%	295	40.5%	429	45.4%
CC Traffic	22	-24.1%	20	-9.1%	16	-20.0%
Highway Traffic Act	38	81.0%	30	-21.1%	23	-23.3%
Liquor Licence Act	4	-33.3%	4	0.0%	8	100.0%
<b>Total</b>	<b>274</b>	<b>-28.5%</b>	<b>349</b>	<b>27.4%</b>	<b>476</b>	<b>36.4%</b>

YTD						
Year	2022		2023		2024	
ChargeCategory1	Offence Count	% Change	Offence Count	% Change	Offence Count	% Change
CC Non-Traffic	604	-17.7%	869	43.9%	1046	20.4%
CC Traffic	57	11.8%	52	-8.8%	64	23.1%
Highway Traffic Act	121	116.1%	130	7.4%	120	-7.7%
Liquor Licence Act	8	-33.3%	15	87.5%	28	86.7%
<b>Total</b>	<b>790</b>	<b>-7.4%</b>	<b>1066</b>	<b>34.9%</b>	<b>1258</b>	<b>18.0%</b>



Traffic Related Charges						
July - September						
Year	2022		2023		2024	
ChargeCategory2	Offence Count	% Change	Offence Count	% Change	Offence Count	% Change
Speeding	3	--	2	-33.3%	0	-100.0%
Seatbelt_ORV	0	--	0	--	0	--
Seatbelt_MV	4	300.0%	3	-25.0%	1	-66.7%
Other	41	105.0%	36	-12.2%	41	13.9%
Impaired	20	-25.9%	17	-15.0%	14	-17.6%
Distracted	2	-66.7%	0	-100.0%	1	--

YTD						
Year	2022		2023		2024	
ChargeCategory2	Offence Count	% Change	Offence Count	% Change	Offence Count	% Change
Speeding	4	--	5	25.0%	7	40.0%
Seatbelt_ORV	0	--	0	--	1	--
Seatbelt_MV	22	29.4%	15	-31.8%	14	-6.7%
Other	123	115.8%	157	27.6%	155	-1.3%
Impaired	51	6.3%	45	-11.8%	53	17.8%
Distracted	7	-12.5%	1	-85.7%	1	0.0%



Detachment: 2L - SIOUX LOOKOUT  
Location code(s): 2L00 - SIOUX LOOKOUT

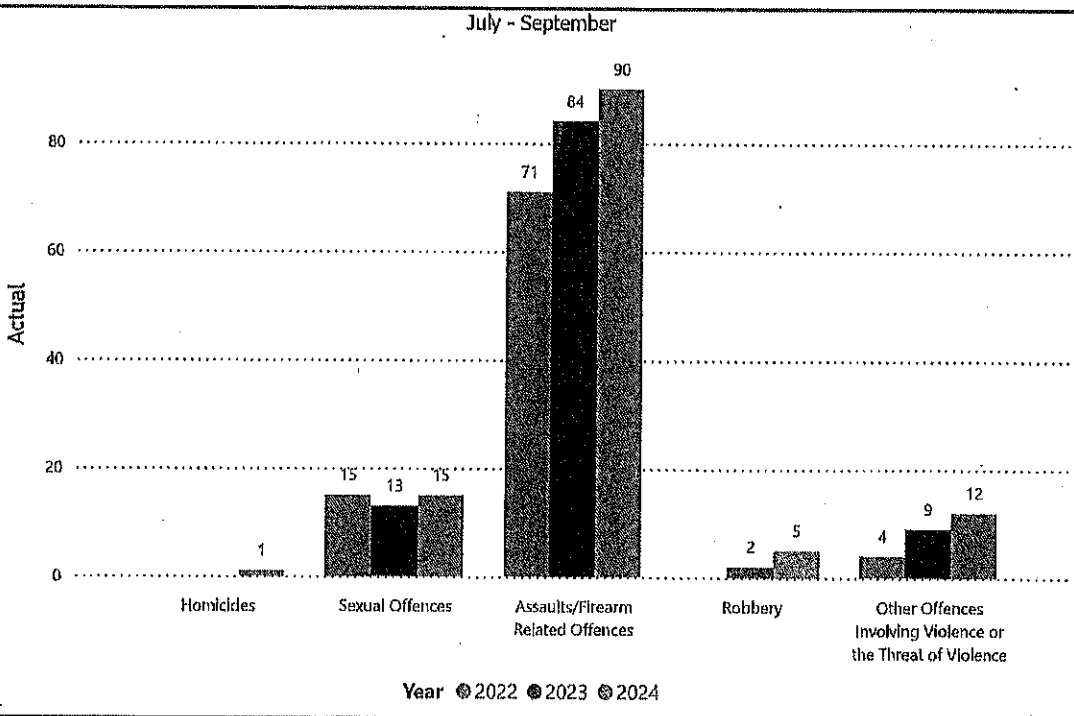
Area(s): 2012 - Sioux Lookout (Jud/Jor/Der/Ver)  
Data source date:  
11-Nov-2024

Report Generated on:  
12-Nov-2024 11:23:37 AM

**OPP Detachment Board Report  
Records Management System  
July - September 2024**

Violent Crime						
July-September						
Year	2022		2023		2024	
ViolationGrp	Actual	% Change	Actual	% Change	Actual	% Change
Homicides	0	--	0	--	1	--
Other Offences Causing Death	0	--	0	--	0	--
Attempted Murder	0	--	0	--	0	--
Sexual Offences	15	-37.5%	13	-13.3%	15	15.4%
Assaults/Firearm Related Offences	71	-13.4%	84	18.3%	90	7.1%
Offences Resulting in the Deprivation of Freedom	0	-100.0%	0	--	0	--
Robbery	0	-100.0%	2	--	5	150.0%
Other Offences Involving Violence or the Threat of Violence	4	-78.9%	9	125.0%	12	33.3%
Offences in Relation to Sexual Services	0	--	0	--	0	--
<b>Total</b>	<b>90</b>	<b>-31.3%</b>	<b>108</b>	<b>20.0%</b>	<b>123</b>	<b>13.9%</b>

YTD						
Year	2022		2023		2024	
ViolationGrp	Actual	% Change	Actual	% Change	Actual	% Change
Homicides	0	-100.0%	1	--	1	0.0%
Other Offences Causing Death	0	--	0	--	0	--
Attempted Murder	0	--	0	--	0	--
Sexual Offences	40	-25.9%	36	-10.0%	33	-8.3%
Assaults/Firearm Related Offences	209	5.0%	261	24.9%	235	-10.0%
Offences Resulting in the Deprivation of Freedom	1	-75.0%	3	200.0%	0	-100.0%
Robbery	1	-83.3%	5	400.0%	9	80.0%
Other Offences Involving Violence or the Threat of Violence	15	-63.4%	30	100.0%	43	43.3%
Offences in Relation to Sexual Services	0	--	0	--	0	--
<b>Total</b>	<b>266</b>	<b>-12.8%</b>	<b>336</b>	<b>26.3%</b>	<b>321</b>	<b>-4.5%</b>



Detachment: 2L - SIOUX LOOKOUT

Location codes: 2L00 - SIOUX LOOKOUT

Areas: 2012 - Sioux Lookout (Jud/Jor/Dar/Ver)

Data source date:

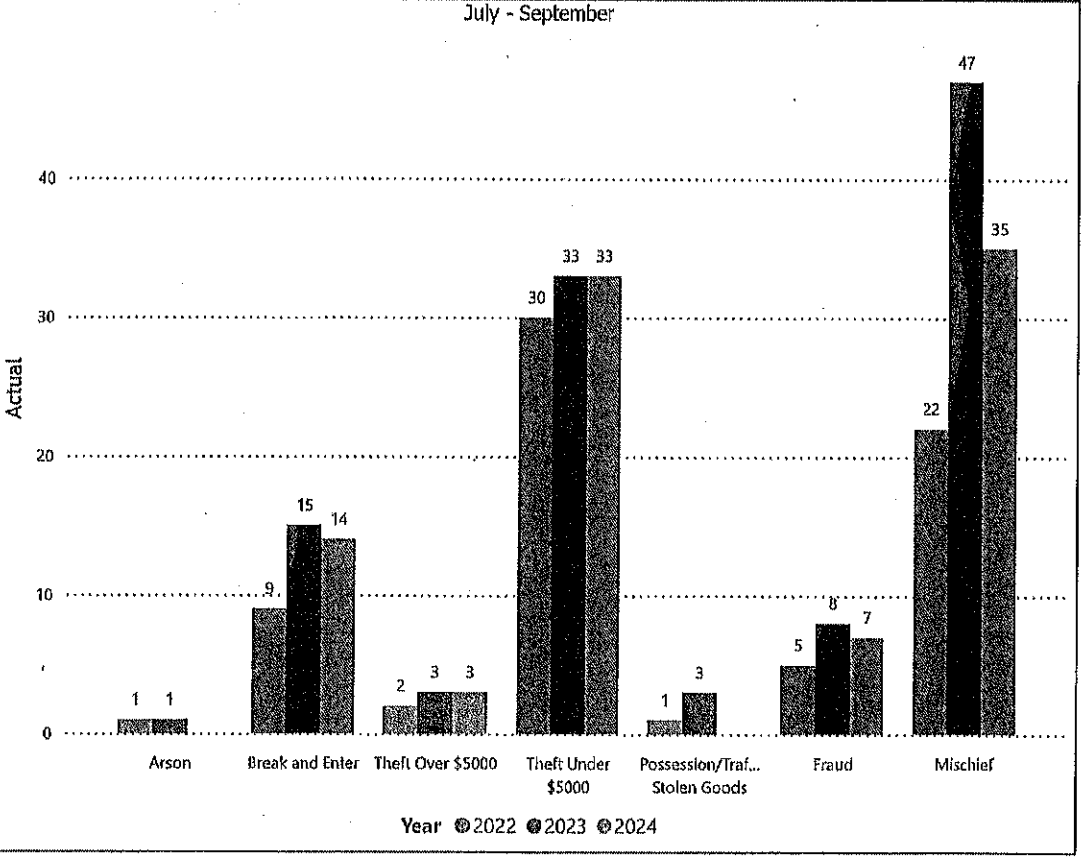
11-Nov-2024

Report Generated on:  
12-Nov-2024 11:23:37 AM

**OPP Detachment Board Report  
Records Management System  
July - September 2024**

Property Crime						
July - September						
Year	2022		2023		2024	
	ViolationGrp	Actual	% Change	Actual	% Change	Actual
Arson	1	--	1	0.0%	0	-100.0%
Break and Enter	9	125.0%	15	66.7%	14	-6.7%
Theft Over \$5000	2	-50.0%	3	50.0%	3	0.0%
Theft Under \$5000	30	-23.1%	33	10.0%	33	0.0%
Possession/Trafficking Stolen Goods	1	-50.0%	3	200.0%	0	-100.0%
Fraud	5	25.0%	8	60.0%	7	-12.5%
Mischief	22	15.8%	47	113.6%	35	-25.5%
<b>Total</b>	<b>70</b>	<b>-2.8%</b>	<b>110</b>	<b>57.1%</b>	<b>92</b>	<b>-16.4%</b>

YTD						
Year	2022		2023		2024	
	ViolationGrp	Actual	% Change	Actual	% Change	Actual
Arson	1	--	2	100.0%	2	0.0%
Break and Enter	21	162.5%	26	23.8%	33	26.9%
Theft Over \$5000	6	20.0%	4	-33.3%	12	200.0%
Theft Under \$5000	62	1.6%	93	50.0%	73	-21.5%
Possession/Trafficking Stolen Goods	1	-66.7%	5	400.0%	1	-80.0%
Fraud	16	77.8%	20	25.0%	23	15.0%
Mischief	51	0.0%	87	70.6%	80	-8.0%
<b>Total</b>	<b>158</b>	<b>15.3%</b>	<b>237</b>	<b>50.0%</b>	<b>224</b>	<b>-5.5%</b>



Detachment: 2L - SIOUX LOOKOUT  
Location code(s): 2L00 - SIOUX LOOKOUT

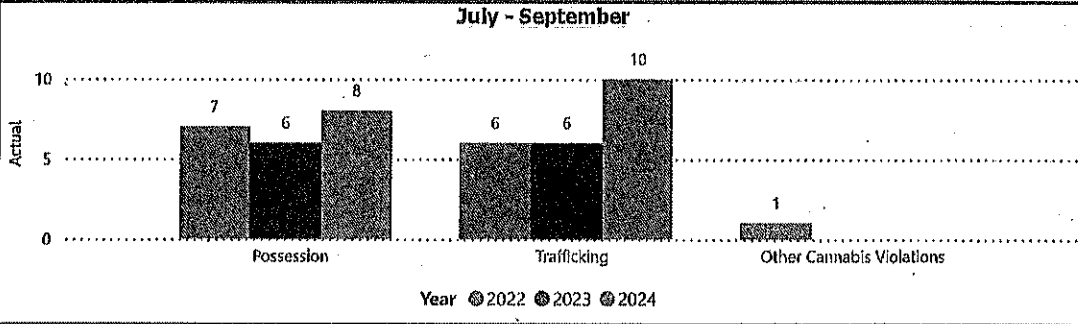
Area(s): 2012 - Sioux Lookout (Jud/Jor/Der/Ver)  
Data source date:  
11-Nov-2024

Report Generated on:  
12-Nov-2024 11:23:37 AM

**OPP Detachment Board Report  
Records Management System  
July - September 2024**

Drug Crime						
July - September						
Year	2022		2023		2024	
ViolationGrp	Actual	% Change	Actual	% Change	Actual	% Change
Possession	7	16.7%	6	-14.3%	8	33.3%
Trafficking	6	100.0%	6	0.0%	10	66.7%
Importation & Production	0	--	0	--	0	--
Cannabis Possession	0	--	0	--	0	--
Cannabis Distribution	0	--	0	--	0	--
Cannabis Sale	0	--	0	--	0	--
Cannabis Importation & Exportation	0	--	0	--	0	--
Cannabis Production	0	--	0	--	0	--
Other Cannabis Violations	1	--	0	-100.0%	0	--
<b>Total</b>	<b>14</b>	<b>55.6%</b>	<b>12</b>	<b>-14.3%</b>	<b>18</b>	<b>50.0%</b>

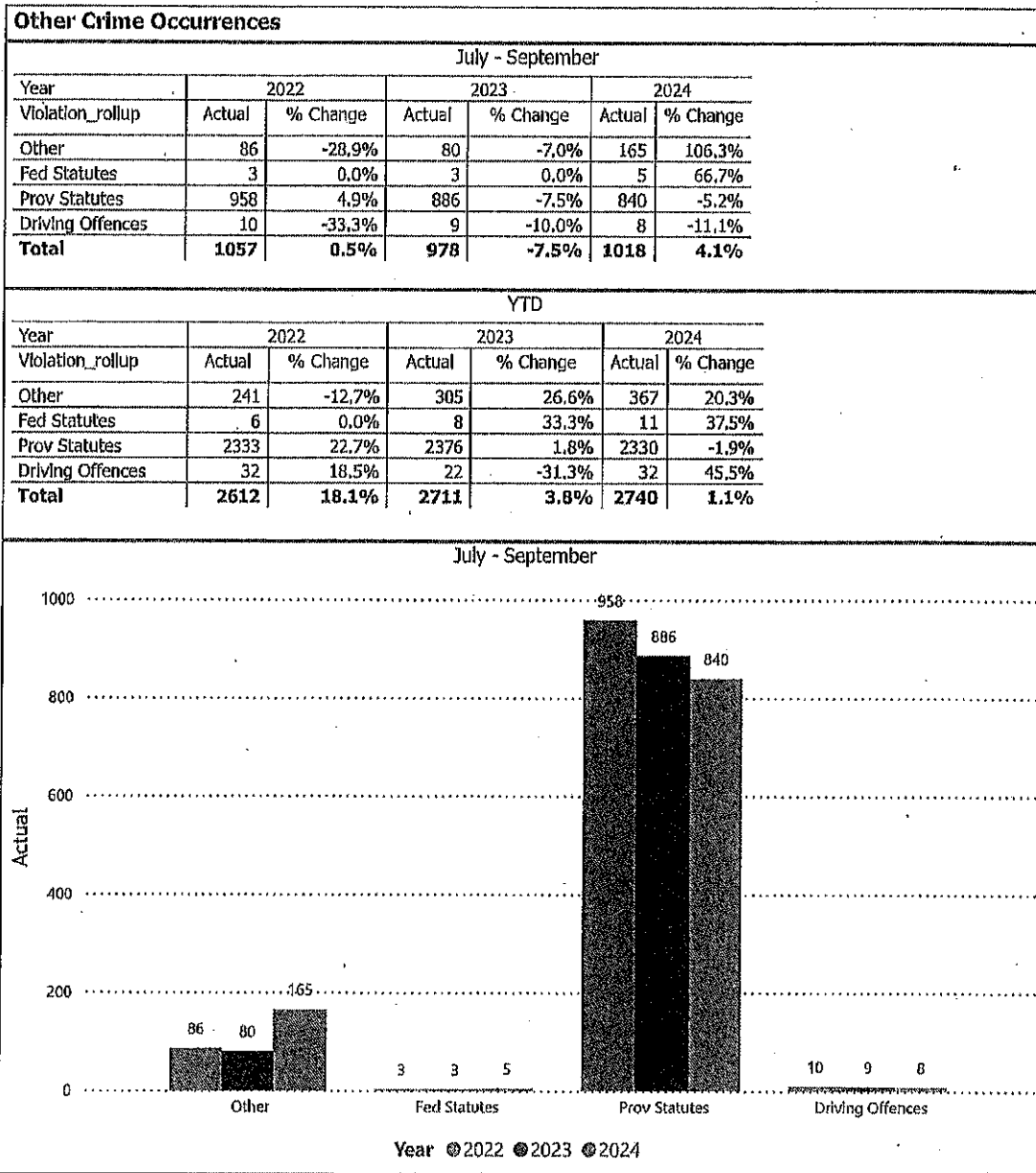
YTD						
Year	2022		2023		2024	
ViolationGrp	Actual	% Change	Actual	% Change	Actual	% Change
Possession	11	-21.4%	19	72.7%	21	10.5%
Trafficking	9	0.0%	21	133.3%	27	28.6%
Importation & Production	0	--	0	--	0	--
Cannabis Possession	0	--	0	--	0	--
Cannabis Distribution	0	--	0	--	0	--
Cannabis Sale	0	--	0	--	0	--
Cannabis Importation & Exportation	0	--	0	--	0	--
Cannabis Production	0	--	0	--	0	--
Other Cannabis Violations	2	--	0	-100.0%	0	--
<b>Total</b>	<b>22</b>	<b>-4.3%</b>	<b>40</b>	<b>81.8%</b>	<b>48</b>	<b>20.0%</b>



Top 3 Violation Types					Top 5 Violation Groups					
July - September					July - September					
Actual	2021	2022	2023	2024	ViolationGrp	2021	2022	2023	2024	Total
	913	958	866	840	Provincial Statutes	913	958	886	840	3597
	131	90	108	123	Assaults/Firearm Related Offences	82	71	84	90	327
	121	98	50	165	Failure to Comply	58	43	35	86	222
					Disturb the Peace	46	30	29	50	155
					Theft Under \$5000	39	30	33	33	135

Detachment: 2L - SIOUX LOOKOUT  
Location code(s): 2L00 - SIOUX LOOKOUT

**OPP Detachment Board Report  
Records Management System  
July - September 2024**



Detachment: 2L - SIOUX LOOKOUT  
 Location code(s): 2L00 - SIOUX LOOKOUT

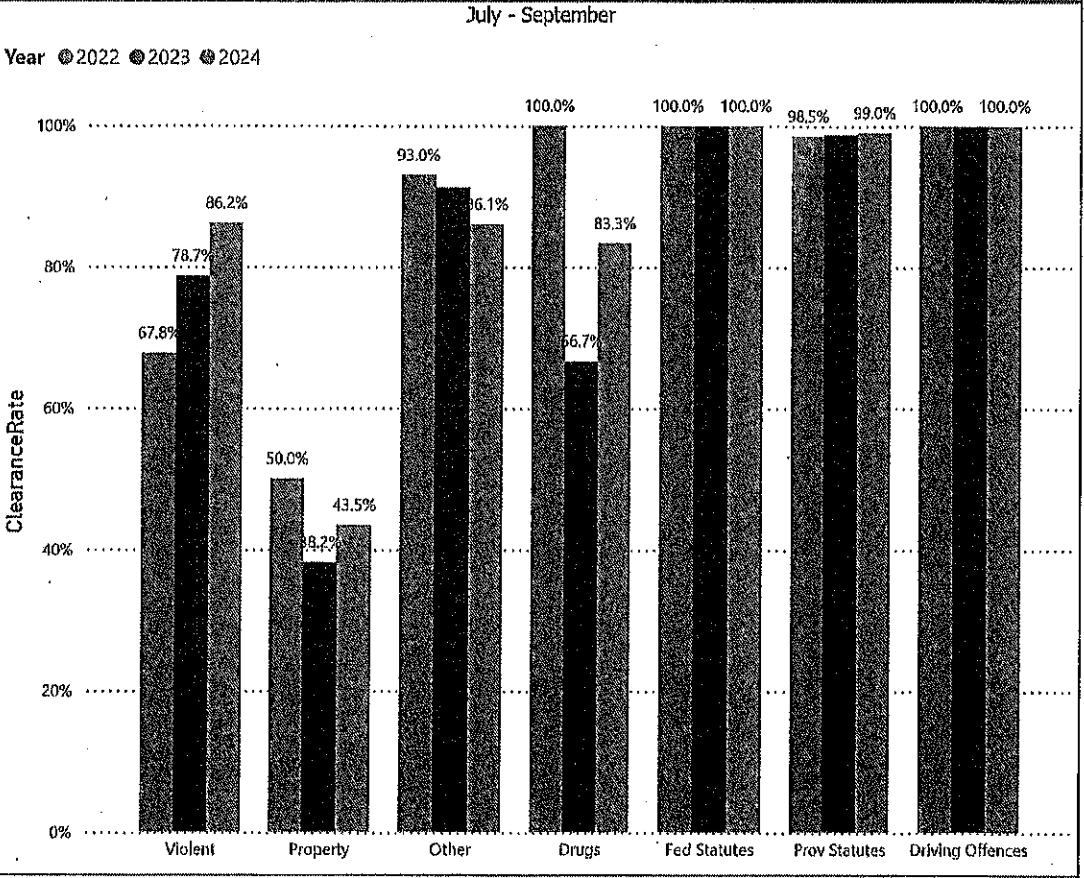
Area(s): 2012 - Sioux Lookout (Jud/Jor/Dir/Ver)  
 Data source date:  
 11-Nov-2024

Report Generated on:  
 12-Nov-2024 11:23:37 AM

**OPP Detachment Board Report  
Records Management System  
July - September 2024**

Clearance Rate						
July - September						
Year	2022		2023		2024	
	%	% Change	%	% Change	%	% Change
Violent	67.8%	-16.2%	78.7%	16.1%	86.2%	9.5%
Property	50.0%	-21.7%	38.2%	-23.6%	43.5%	13.9%
Other	93.0%	0.5%	91.3%	-1.9%	86.1%	-5.7%
Drugs	100.0%	0.0%	66.7%	-33.3%	83.3%	25.0%
Fed Statutes	100.0%	200.0%	100.0%	0.0%	100.0%	0.0%
Prov Statutes	98.5%	-0.0%	98.8%	0.2%	99.0%	0.3%
Driving Offences	100.0%	0.0%	100.0%	0.0%	100.0%	0.0%

YTD						
Year	2022		2023		2024	
	%	% Change	%	% Change	%	% Change
Violation_rollup						
Violent	77.8%	-4.7%	83.3%	7.1%	86.3%	3.6%
Property	55.7%	-3.4%	54.9%	-1.5%	49.1%	-10.5%
Other	93.4%	-0.1%	94.1%	0.8%	88.0%	-6.5%
Drugs	95.5%	-0.2%	85.0%	-11.0%	89.6%	5.4%
Fed Statutes	100.0%	50.0%	100.0%	0.0%	100.0%	0.0%
Prov Statutes	98.5%	0.1%	98.9%	0.5%	99.0%	0.1%
Driving Offences	100.0%	0.0%	100.0%	0.0%	100.0%	0.0%



Detachment: 2L - SIOUX LOOKOUT  
 Locallon codes(s): 2L00 - SIOUX LOOKOUT

Area(s): 2012 - Sioux Lookout (Jud/Jor/Der/Ver)  
 Data source date:  
 11-Nov-2024

Report Generated on:  
 12-Nov-2024 11:23:37 AM

**OPP Detachment Board Report  
Records Management System  
July - September 2024**

Unfounded						
July - September						
Year	2022		2023		2024	
Violation_rollup	Count	% Change	Count	% Change	Count	% Change
Violent	4	100.0%	4	0.0%	3	-25.0%
Property	4	-42.9%	5	25.0%	4	-20.0%
Other	4	-55.6%	2	-50.0%	8	300.0%
Drugs	0	-100.0%	0	--	0	--
Fed Statutes	0	--	0	--	0	--
Prov Statutes	8	-55.6%	7	-12.5%	3	-57.1%
Driving Offences	0	--	0	--	0	--
<b>Total</b>	<b>20</b>	<b>-45.9%</b>	<b>18</b>	<b>-10.0%</b>	<b>18</b>	<b>0.0%</b>

YTD						
Year	2022		2023		2024	
Violation_rollup	Count	% Change	Count	% Change	Count	% Change
Violent	12	-20.0%	15	25.0%	15	0.0%
Property	7	-56.3%	17	142.9%	11	-35.3%
Other	11	-15.4%	14	27.3%	13	-7.1%
Drugs	0	-100.0%	1	--	2	100.0%
Fed Statutes	0	--	0	--	0	--
Prov Statutes	28	-30.0%	21	-25.0%	14	-33.3%
Driving Offences	0	--	0	--	0	--
<b>Total</b>	<b>58</b>	<b>-31.8%</b>	<b>68</b>	<b>17.2%</b>	<b>55</b>	<b>-19.1%</b>

Detachment: 2L - SIOUX LOOKOUT

Location codes: 2L00 - SIOUX LOOKOUT

Area: 2012 - Sioux Lookout (Jud/Jor/Dir/Ver)

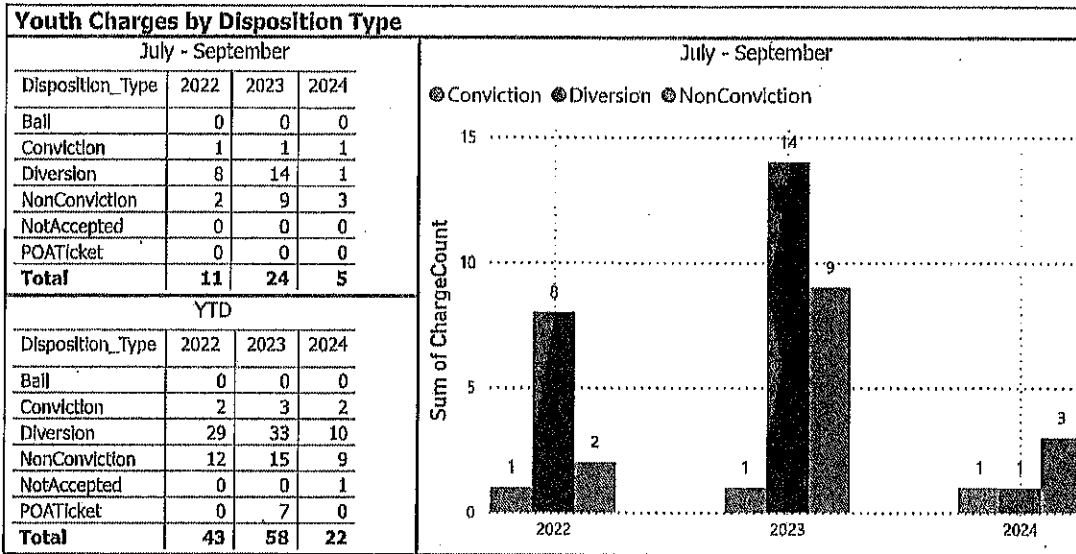
Data source date:

10-May-2024

Report Generated on:  
12-Nov-2024 11:23:37 AM



**OPP Detachment Board Report  
Records Management System  
July - September 2024**



**Youth Charges by Disposition and Occurrence Type**

Year	2024					Total
	Conviction	Diversion	NonConviction	NotAccepted	POATicket	
Ball violations	1	0	1	0	0	2
Liquor Licence Control Act	0	1	0	0	0	1
Motor vehicle collision	0	0	2	0	0	2
<b>Total</b>	<b>1</b>	<b>1</b>	<b>3</b>	<b>0</b>	<b>0</b>	<b>5</b>

YTD

Year	2024					Total
	Conviction	Diversion	NonConviction	NotAccepted	POATicket	
Ball violations	1	0	3	0	0	4
Cyber Enabled Crime - Cyberbullying/Harassment/Stalking	0	0	2			2
Impaired/over 80	0		0	1		1
Liquor Licence Control Act	0	8	0	0	0	8
Mischief	0	0	1	0		1
Motor vehicle collision	0	0	2	0	0	2
Other criminal code	0	2	0	0		2
Robbery	1	0	0			1
Weapons	0	0	1	0		1
<b>Total</b>	<b>2</b>	<b>10</b>	<b>9</b>	<b>1</b>	<b>0</b>	<b>22</b>

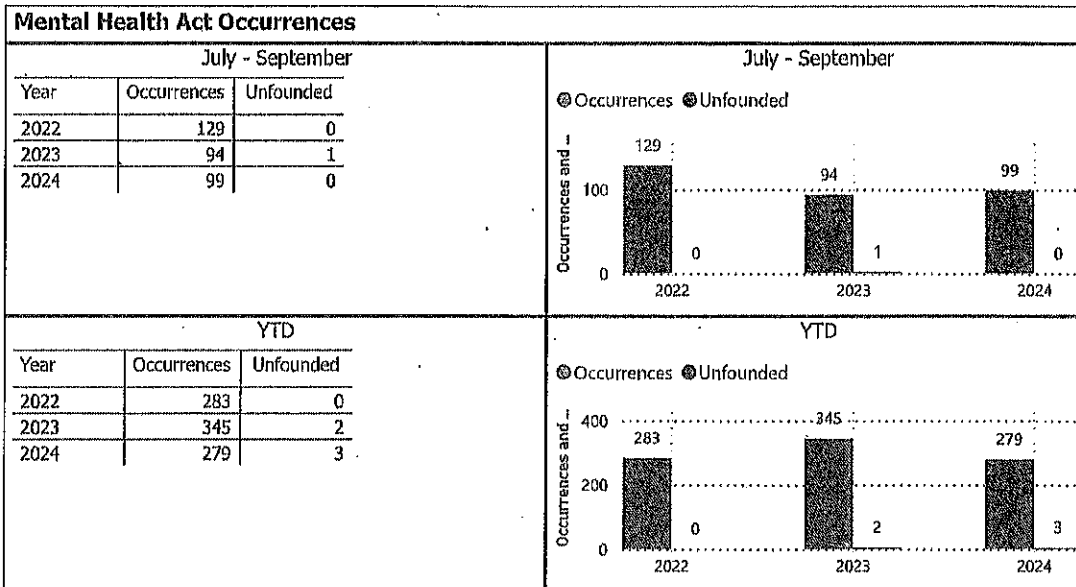
The tables and chart on this page present summarized youth charges by disposition and occurrence type that have been recorded in the OPP Niche RMS application. Of note... the Niche data sourced for this report page only lists youth charges that have had a disposition type entered against them. Therefore, please be aware that the counts of youth charges entries on this report page are under stating the potential sum of youth charges that are in OPP Niche RMS.

Detachment: 2L - SIOUX LOOKOUT  
Location code(s): 2L00 - SIOUX LOOKOUT

Area(s): 2012 - Sioux Lookout (Jud/Jor/Der/Ver)  
Data source date:  
11-Nov-2024

Report Generated on:  
12-Nov-2024 11:23:37 AM

**OPP Detachment Board Report  
Records Management System  
July - September 2024**



Mental Health Act Occurrences by Occurrence Type		
July - September		
Year	2024	
	Occurrences	Unfounded
OccurrenceType		
Attempt or threat of suicide	30	0
B-E bus/res/oth	1	0
Domestic dispute	4	0
Liquor Licence Control Act	1	0
Mental health act	59	0
Police assistance	1	0
Sexual assault	1	0
Unwanted person	1	0
Weapons	1	0
<b>Total</b>	<b>99</b>	<b>0</b>

Detachment: 2L - SIOUX LOCKOUT  
Location codes: 2L00 - SIOUX LOCKOUT

**OPP Detachment Board Report  
Records Management System  
July - September 2024**

<b>Overdose Occurrences</b>				<b>YTD</b>			
July - September				YTD			
Fatal	2022	2023	2024	Fatal	2022	2023	2024
<input checked="" type="checkbox"/> Fatal	0	0	0	<input checked="" type="checkbox"/> Fatal	1	1	2
non-opioid overdose	0	0	0	non-opioid overdose	1	0	1
opioid overdose	0	0	0	opioid overdose	0	1	1
<input checked="" type="checkbox"/> non-Fatal	7	0	8	<input checked="" type="checkbox"/> non-Fatal	20	11	15
non-opioid overdose	7	0	6	non-opioid overdose	17	6	11
opioid overdose	0	0	2	opioid overdose	3	5	4
<b>Total</b>	<b>7</b>	<b>0</b>	<b>8</b>	<b>Total</b>	<b>21</b>	<b>12</b>	<b>17</b>

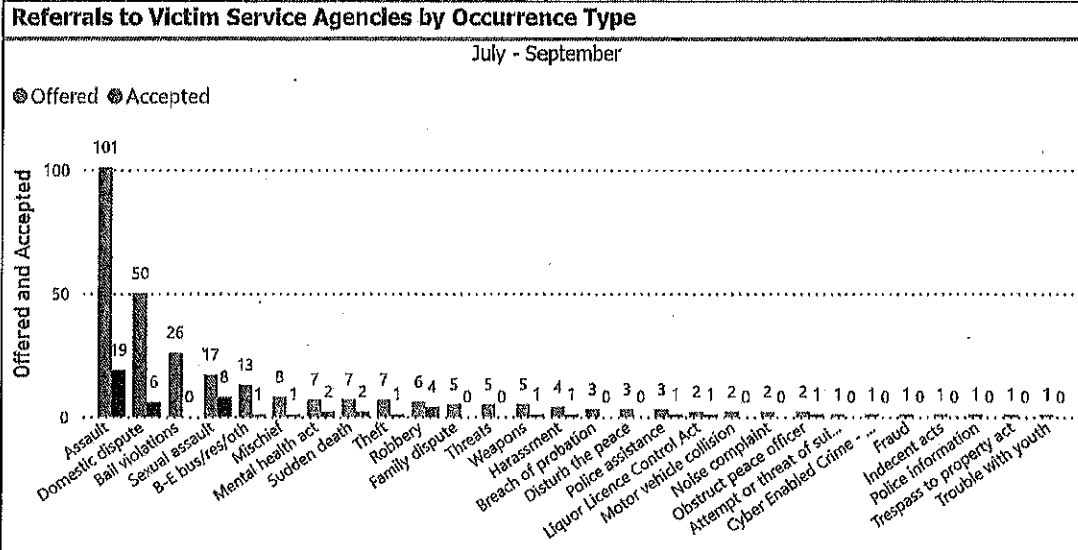
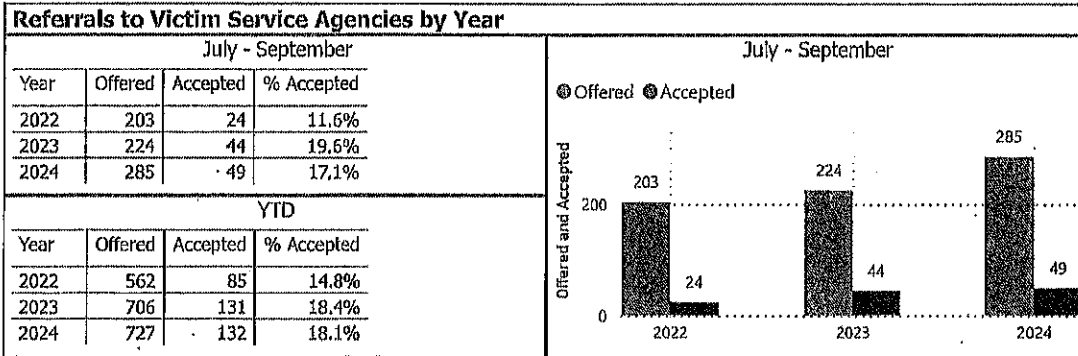
<b>Fatal Overdose Occurrences</b>		<b>Non-Fatal Overdose Occurrences</b>	
July - September		July - September	
<input checked="" type="radio"/> non-opioid overdose	<input checked="" type="radio"/> opioid overdose	<input checked="" type="radio"/> non-opioid overdose	<input checked="" type="radio"/> opioid overdose

Detachment: 2L - SIOUX LOOKOUT  
 Location code(s): 2L00 - SIOUX LOOKOUT

Area(s): 2012 - Sioux Lookout (Jud/Jor/Dir/Ver)  
 Data source date:  
 11-Nov-2024

Report Generated on:  
 12-Nov-2024 11:23:37 AM

**OPP Detachment Board Report  
Records Management System  
July - September 2024**



### Referrals Accepted (%) by Age Group

July - September

PersonAgeRange	2022	2023	2024
	1.6%	1.1%	
11 - 16	100.0%	100.0%	33.3%
17 - 25	100.0%	91.7%	18.2%
26 - 45	100.0%	100.0%	15.8%
46 - 65	100.0%	100.0%	20.0%
6 - 10	100.0%		0.0%
Over 65		100.0%	15.8%
Under 6	100.0%		0.0%

YTD			
PersonAgeRange	2022	2023	2024
	3.2%	3.7%	3.0%
11 - 16	100.0%	100.0%	52.9%
17 - 25	100.0%	93.8%	20.0%
26 - 45	100.0%	100.0%	22.2%
46 - 65	100.0%	100.0%	30.7%
6 - 10	100.0%	100.0%	0.0%
Over 65	100.0%	100.0%	26.5%
Under 6	100.0%	100.0%	0.0%

### Referrals Not Offered

July - September

ServicesNotOfferedReason	2022	2023	2024
	0	0	0
	0	0	0
Victim deceased or unable to respond	3	2	1
Victim resides outside Ontario	1	0	1

YTD			
ServicesNotOfferedReason	2022	2023	2024
	0	0	0
	0	0	0
Victim deceased or unable to respond	10	6	4
Victim resides outside Ontario	1	1	1

Detachment: 2L - SIOUX LOOKOUT

Location code(s): 2L00 - SIOUX LOOKOUT

Area(s): 2012 - Sioux Lookout (Jud/Jori/Dir/Ver)

Data source date:

11-Nov-2024

Report Generated on:  
12-Nov-2024 11:23:37 AM

**OPP Detachment Board Report  
Records Management System  
July - September 2024**

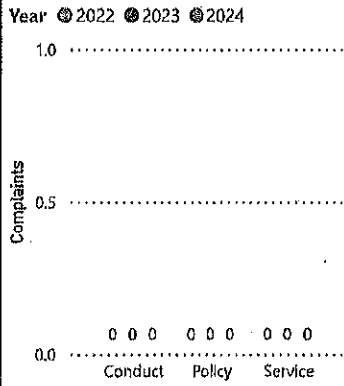
<b>Public Complaints (Detachment Level Only)</b>						
July - September						
Year	2022		2023		2024	
INCIDENT_TYPE	Count	% Change	Count	% Change	Count	% Change
Conduct	0	-100.0%	0	--	0	--
Policy	0	--	0	--	0	--
Service	0	--	0	--	0	--
<b>Total</b>	<b>0</b>	<b>-100.0%</b>	<b>0</b>	<b>--</b>	<b>0</b>	<b>--</b>

YTD						
Year	2022		2023		2024	
INCIDENT_TYPE	Count	% Change	Count	% Change	Count	% Change
Conduct	1	0.0%	1	0.0%	7	600.0%
Policy	0	--	0	--	0	--
Service	0	--	0	--	0	--
<b>Total</b>	<b>1</b>	<b>0.0%</b>	<b>1</b>	<b>0.0%</b>	<b>7</b>	<b>600.0%</b>

July - September						
Year	2022		2023		2024	
Conduct	0	0.0%	0	0.0%	0	0.0%
Policy	0	0.0%	0	0.0%	0	0.0%
Service	0	0.0%	0	0.0%	0	0.0%



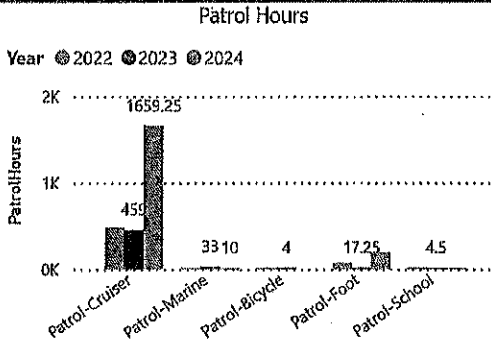
Data source: RMS Data Feed  
 Ontario Provincial Police, Professional Standards Bureau Commander Reports - File Manager System  
 Data source date:  
 11-Nov-2024

**Daily Activity Reporting**

<b>Daily Activity Reporting Patrol Hours</b>			
July - September			
ODCdescr	2022	2023	2024
Patrol-Cruiser	484.75	459.00	1,659.25
Patrol-Aircraft	0.00	0.00	0.00
Patrol-Motorcycle	0.00	0.00	0.00
Patrol-Marine	8.00	33.00	10.00
Patrol-ATV	0.00	0.00	0.00
Patrol-Snowmobile	0.00	0.00	0.00
Patrol-Bicycle	10.00	4.00	0.00
Patrol-Foot	74.00	17.25	198.25
Patrol-School	4.25	4.50	5.50
<b>Total</b>	<b>581.00</b>	<b>517.75</b>	<b>1,873.00</b>

<b>Patrol Hours</b>						
Year	2022		2023		2024	
Patrol-Cruiser	484.75	459.00	1,659.25			
Patrol-Marine	8.00	33.00	10.00			
Patrol-Bicycle	10.00	4.00	0.00			
Patrol-Foot	74.00	17.25	198.25			
Patrol-School	4.25	4.50	5.50			



Data source (Daily Activity Reporting System) date:  
 11-Nov-2024

Detachment: 2L - SIOUX LOOKOUT  
 Location code(s): 2L00 - SIOUX LOOKOUT

Data source date:  
 11-Nov-2024

Report Generated on:  
 12-Nov-2024 11:23:37 AM

**OPP Detachment Board Report  
Collision Reporting System  
July - September 2024**

<b>Motor Vehicle Collisions by Type</b>						
July - September						
Year	2022		2023		2024	
CollisionType	Incidents	% Change	Incidents	% Change	Incidents	% Change
Fatal Injury	0	--	0	--	0	--
Non-Fatal Injury	1	--	2	100.0%	1	-50.0%
Property Damage Only	13	-7.1%	9	-30.8%	8	-11.1%
<b>Total</b>	<b>14</b>	<b>0.0%</b>	<b>11</b>	<b>-21.4%</b>	<b>9</b>	<b>-18.2%</b>

YTD						
Year	2022		2023		2024	
CollisionType	Incidents	% Change	Incidents	% Change	Incidents	% Change
Fatal Injury	0	--	0	--	0	--
Non-Fatal Injury	6	50.0%	6	0.0%	4	-33.3%
Property Damage Only	51	112.5%	47	-7.8%	36	-23.4%
<b>Total</b>	<b>57</b>	<b>103.6%</b>	<b>53</b>	<b>-7.0%</b>	<b>40</b>	<b>-24.5%</b>

Year 2022 2023 2024

Year	Fatal Injury	Non-Fatal Injury	Property Damage Only
2022	0	1	13
2023	0	2	9
2024	0	1	8

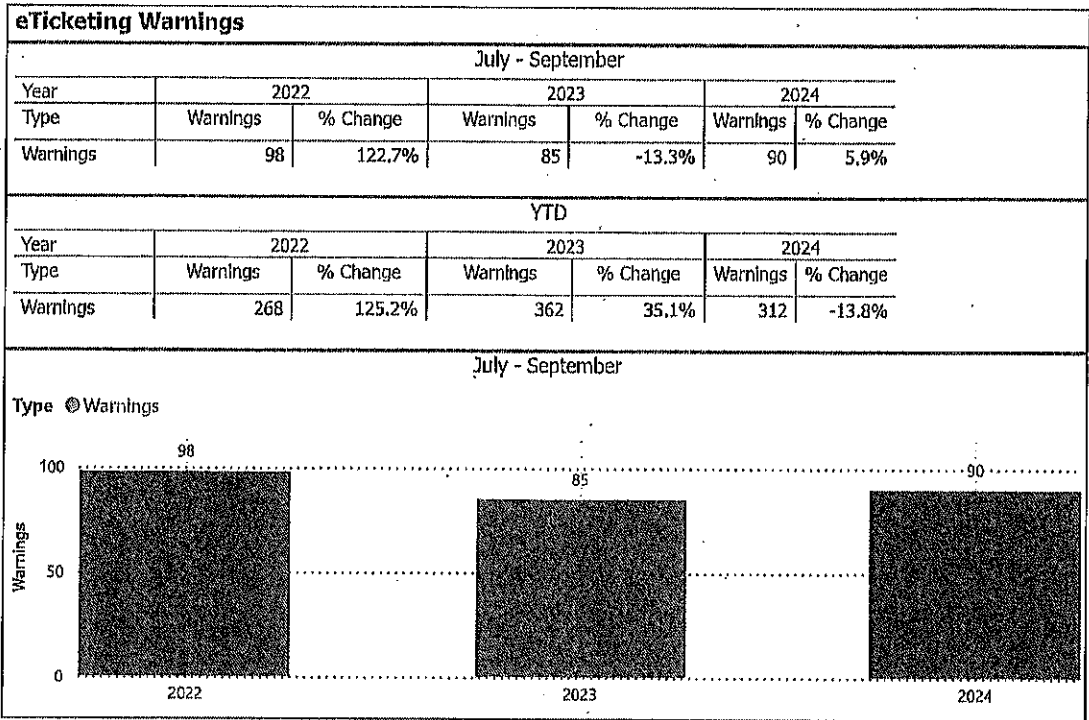
Data source (Collision Reporting System) date:  
11-Nov-2024

Detachment: 2L - SIOUX LOOKOUT  
Location code(s): 2L00 - SIOUX LOOKOUT

Area(s): 2012 - Sioux Lookout (Jur/Jor/Dir/Ver)  
Data source date:  
11-Nov-2024

Report Generated on:  
12-Nov-2024 11:23:37 AM

**OPP Detachment Board Report  
Records Management System  
July - September 2024**



Detachment: 2L - SIOUX LOOKOUT  
Location codes: 2L00 - SIOUX LOOKOUT

Area(s): 2012 - Sioux Lookout (Jud/Jor/Dir/Ver)  
Data source date:  
11-Nov-2024

Report Generated on:  
12-Nov-2024 11:23:37 AM

**OPP Detachment Board Report  
Collision Reporting System  
July - September 2024**

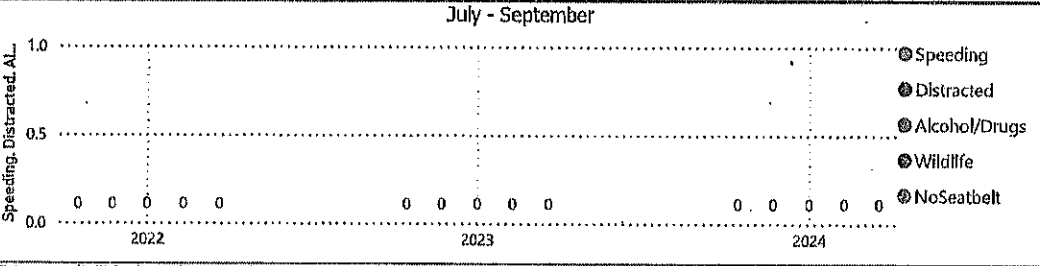
Fatalities in Detachment Area - Incidents									
July - September									
Type	Motor Vehicle			Motorized Snow Vehicle			Off-Road Vehicle		
Year	Alcohol/Drugs	Incidents	% Change	Alcohol/Drugs	Incidents	% Change	Alcohol/Drugs	Incidents	% Change
2022	0	0	--	0	0	--	0	0	--
2023	0	0	--	0	0	--	0	0	--
2024	0	0	--	0	0	--	0	0	--

YTD									
Type	Motor Vehicle			Motorized Snow Vehicle			Off-Road Vehicle		
Year	Alcohol/Drugs	Incidents	% Change	Alcohol/Drugs	Incidents	% Change	Alcohol/Drugs	Incidents	% Change
2022	0	0	--	0	0	--	0	0	--
2023	0	0	--	0	0	--	0	0	--
2024	0	0	--	0	0	--	0	0	--

Fatalities in Detachment Area - Persons Killed						
July - September						
Type	Motor Vehicle		Motorized Snow Vehicle		Off-Road Vehicle	
Year	Persons Killed	% Change	Persons Killed	% Change	Persons Killed	% Change
2022	0	--	0	--	0	--
2023	0	--	0	--	0	--
2024	0	--	0	--	0	--

YTD						
Type	Motor Vehicle		Motorized Snow Vehicle		Off-Road Vehicle	
Year	Persons Killed	% Change	Persons Killed	% Change	Persons Killed	% Change
2022	0	--	0	--	0	--
2023	0	--	0	--	0	--
2024	0	--	0	--	0	--

Primary Causal Factors in Fatal Motor Vehicle Collisions						
	July - September			YTD		
	2022	2023	2024	2022	2023	2024
Speeding	0	0	0	0	0	0
Speeding % Change	--	--	--	--	--	--
Distracted	0	0	0	0	0	0
Distracted % Change	--	--	--	--	--	--
Alcohol/Drugs	0	0	0	0	0	0
Alcohol/Drugs % Change	--	--	--	--	--	--
Wildlife	0	0	0	0	0	0
Wildlife % Change	--	--	--	--	--	--
NoSeatbelt	0	0	0	0	0	0
NoSeatbelt YoY%	--	--	--	--	--	--



Data source (Collision Reporting System) date:

11-Nov-2024

Detachment: 2L - SIOUX LOOKOUT

Location code(s): 2L00 - SIOUX LOOKOUT

Area(s): 2012 - Sioux Lookout (Jud/Jor/Dir/Ver)

Data source date:

11-Nov-2024

Report Generated on:

12-Nov-2024 11:23:37 AM



OPP Detachment Board Report  
Report Information Page

**Report Data Source Information:**

**Data Sources Utilized**

- Niche RMS – CTSB Data Feed
- Collision Reporting System (eCRS)
- POIB File Manager
- Daily Activity Reporting System

**Niche RMS**

RMS data presented in this report is dynamic in nature and any numbers may change over time as the OPP continue to investigate and solve crime.

The following report tabs acquire their data from the OPP Niche RMS – CTSB Data Feed

Complaints (Public Complaints Section Only)

Charges

Warnings

Violent Crime

Property Crime

Drug Crime

Clearance Rate

Unfounded

Other Crime

Youth Charges

MHA – Mental Health Act

Overdose

Victim Services

**Collision Reporting System (eCRS)**

Traffic related data for Collisions and Fatalities are collected from the OPP eCRS application.

The following report tabs acquire their data from the OPP eCRS (Collision Reporting System)

- Collisions
- Fatalities

**DAR (Daily Activity Reporting)**

Patrol hours are collected from the OPP DAR application.

The following report tabs acquire their data from the OPP DAR (Daily Activity Reporting)

- Complaints (Patrol Hours Section Only)



## Calls For Service (CFS) Billing Summary Report

### Sioux Lookout (Jud/Jor/Der/Ver) July to September - 2024

Billing Categories <i>(Billing categories below do not match traditional crime groupings)</i>		2024				2023			
		July to September	Year to Date	Time Standard	Year To Date Weighted Hours	July to September	Year to Date	Time Standard	Year To Date Weighted Hours
Violent Criminal Code	Murder 2nd Degree	0	0		0.0	0	1	15.4	15.4
	Manslaughter	1	1	15.4	15.4	0	0		0.0
	Sexual offence occurring prior to January 4, 1983	0	0		0.0	0	1	15.4	15.4
	Aggravated Sexual Assault	1	1	15.4	15.4	1	1	15.4	15.4
	Sexual Assault With a Weapon	0	1	15.4	15.4	1	1	15.4	15.4
	Sexual Assault	14	32	15.4	492.8	11	31	15.4	477.4
	Sexual Interference	0	1	15.4	15.4	0	2	15.4	30.8
	Bestiality - Commit/Compel/ Incite Person	0	1	15.4	15.4	0	0		0.0
	Non-Consensual Distribution of Intimate Images	0	0		0.0	0	2	15.4	30.8
	Aggravated Assault-Level 3	1	2	15.4	30.8	3	6	15.4	77.0
	Assault With Weapon or Causing Bodily Harm-Level 2	20	47	15.4	723.8	18	54	15.4	831.6
	Assault-Level 1	66	178	15.4	2,741.2	58	192	15.4	2,956.8
	Using firearm (or imitation) in commission of offence	0	0		0.0	1	1	15.4	15.4
	Pointing a Firearm	1	1	15.4	15.4	0	0		0.0
	Assault Peace Officer	2	14	15.4	215.6	3	11	15.4	169.4
	Assault Peace Officer w/weapon Bodily Harm	1	1	15.4	15.4	3	4	15.4	61.6
	Other Assaults / Admin Noxious thing	0	0		0.0	1	2	15.4	30.8
	Forcible confinement	0	0		0.0	0	3	15.4	46.2
	Robbery, With Threat of Violence	3	5	15.4	77.0	0	0		0.0
	Robbery - Pursesnatch With Violence	2	4	15.4	61.6	0	0		0.0
	Robbery - Other	0	0		0.0	2	5	15.4	77.0
	Extortion	1	1	15.4	15.4	0	3	15.4	46.2
	Criminal Harassment	0	6	15.4	92.4	2	4	15.4	61.6
Indecent/Harassing Communications	4	5	15.4	77.0	1	6	15.4	92.4	
Utter Threats -Master code	0	0		0.0	1	3	15.4	46.2	



## Calls For Service (CFS) Billing Summary Report

### Sioux Lookout (Jud/Jor/Der/Ver) July to September - 2024

Billing Categories <i>(Billing categories below do not match traditional crime groupings)</i>		2024				2023			
		July to September	Year to Date	Time Standard	Year To Date Weighted Hours	July to September	Year to Date	Time Standard	Year To Date Weighted Hours
Violent Criminal Code	Utter Threats to Person	7	32	15.4	492.8	6	19	15.4	292.8
	Utter Threats to Person -Police Officer	1	1	15.4	15.4	0	0		0.0
	Arson: Disregard for Human Life	0	1	15.4	15.4	0	0		0.0
	<b>Total</b>	<b>125</b>	<b>335</b>	<b>15.4</b>	<b>5,159.0</b>	<b>112</b>	<b>351</b>	<b>15.4</b>	<b>5,405.4</b>
Property Crime Violations	Arson - Auto	0	1	6.3	6.3	0	0		0.0
	Arson - Building	0	1	6.3	6.3	1	2	6.3	12.6
	Break & Enter	13	29	6.3	182.7	17	31	6.3	195.3
	Unlawful in a dwelling house	2	6	6.3	37.8	0	1	6.3	6.3
	Theft Over -master code	1	1	6.3	6.3	0	0		0.0
	Theft Over - Other Theft	0	1	6.3	6.3	2	2	6.3	12.6
	Theft of Motor Vehicle	3	9	6.3	56.7	1	2	6.3	12.6
	Theft of - Automobile	0	2	6.3	12.6	0	0		0.0
	Theft Under -master code	2	4	6.3	25.2	3	11	6.3	69.3
	Theft under - Farm Agricultural Produce	1	1	6.3	6.3	0	0		0.0
	Theft under - Bicycles	7	10	6.3	63.0	2	2	6.3	12.6
	Theft under - Building	1	1	6.3	6.3	0	0		0.0
	Theft under - Persons	0	4	6.3	25.2	5	9	6.3	56.7
	Theft under - Other Theft	10	28	6.3	176.4	9	37	6.3	233.1
	Theft under - Boat (Vessel)	2	2	6.3	12.6	0	0		0.0
	Theft under - Boat Motor	0	1	6.3	6.3	0	0		0.0
	Theft Under - Gasoline Drive-off	1	1	6.3	6.3	0	1	6.3	6.3
	Theft FROM Motor Vehicle Under \$5,000	4	7	6.3	44.1	5	6	6.3	37.8
	Theft Under \$5,000 [SHOPLIFTING]	7	20	6.3	126.0	9	33	6.3	207.9
	Possession of Stolen Goods over \$5,000	0	0		0.0	0	1	6.3	6.3
Possession of Stolen Goods under \$5,000	0	1	6.3	6.3	4	5	6.3	31.5	
Fraud -Master code	1	1	6.3	6.3	0	1	6.3	6.3	



## Calls For Service (CFS) Billing Summary Report

### Sioux Lookout (Jud/Jor/Der/Ver) July to September - 2024

Billing Categories <i>(Billing categories below do not match traditional crime groupings)</i>		2024				2023			
		July to September	Year to Date	Time Standard	Year To Date Weighted Hours	July to September	Year to Date	Time Standard	Year To Date Weighted Hours
Property Crime Violations	Fraud - Steal/Forge/Poss./ Use Credit Card	2	6	6.3	37.8	0	2	6.3	12.6
	Fraud - False Pretence <= \$5,000	0	2	6.3	12.6	0	0		0.0
	Fraud - Fraud through mails	1	1	6.3	6.3	0	0		0.0
	Fraud -Money/ property/security > \$5,000	0	1	6.3	6.3	1	3	6.3	18.9
	Fraud -Money/ property/security <= \$5,000	2	8	6.3	50.4	3	10	6.3	63.0
	Fraud - Transportation	0	1	6.3	6.3	1	1	6.3	6.3
	Fraud - Other	0	1	6.3	6.3	2	4	6.3	25.2
	Personation with Intent (fraud)	0	1	6.3	6.3	1	1	6.3	6.3
	Breach of Trust (fraud-corruption)	1	1	6.3	6.3	0	0		0.0
	Fraud - False Pretence > \$5,000	0	1	6.3	6.3	0	0		0.0
	Mischief - master code	25	64	6.3	403.2	39	68	6.3	428.4
	Mischief [Graffiti - Non Gang Related]	1	3	6.3	18.9	3	3	6.3	18.9
	Interfere with lawful use, enjoyment of property	8	13	6.3	81.9	4	15	6.3	94.5
	Property Damage	5	8	6.3	50.4	5	15	6.3	94.5
<b>Total</b>	<b>100</b>	<b>242</b>	<b>6.3</b>	<b>1,524.6</b>	<b>117</b>	<b>266</b>	<b>6.3</b>	<b>1,675.8</b>	
Other Criminal Code Violations (Excluding traffic)	Possess Firearm while prohibited	0	0		0.0	0	2	7.3	14.6
	Other Criminal Code * Sec.78 - Sec.96	0	1	7.3	7.3	0	0		0.0
	Offensive Weapons-Possession of Weapons	4	8	7.3	58.4	4	9	7.3	65.7
	Offensive Weapons-Carry concealed	0	3	7.3	21.9	2	6	7.3	43.8
	Offensive Weapons-Prohibited	0	0		0.0	0	1	7.3	7.3
	Offensive Weapons-Other Offensive Weapons	0	0		0.0	0	3	7.3	21.9
	Offensive Weapons-False Statements	0	0		0.0	0	1	7.3	7.3



## Calls For Service (CFS) Billing Summary Report

### Sioux Lookout (Jud/Jor/Der/Ver) July to September - 2024

Billing Categories <i>(Billing categories below do not match traditional crime groupings)</i>		2024				2023			
		July to September	Year to Date	Time Standard	Year To Date Weighted Hours	July to September	Year to Date	Time Standard	Year To Date Weighted Hours
Other Criminal Code Violations (Excluding traffic)	Breach of Firearms regulation -unsafe storage	0	0		0.0	1	1	7.3	7.3
	Bail Violations - Master code	0	0		0.0	0	1	7.3	7.3
	Bail Violations - Fall To Comply	67	156	7.3	1,138.8	32	127	7.3	927.1
	Bail Violations - Others	0	0		0.0	0	2	7.3	14.6
	Bail Violations - Recognizance	1	1	7.3	7.3	0	1	7.3	7.3
	Disturb the Peace	50	128	7.3	934.4	30	105	7.3	766.5
	Indecent acts - Master code	2	2	7.3	14.6	1	3	7.3	21.9
	Indecent acts -Other	7	13	7.3	94.9	1	3	7.3	21.9
	Nudity -public/private property	1	1	7.3	7.3	0	0		0.0
	Obstruct Public Peace Officer	4	8	7.3	58.4	1	11	7.3	80.3
	Trespass at Night	7	8	7.3	58.4	2	3	7.3	21.9
	Breach of Probation	18	31	7.3	226.3	4	22	7.3	160.6
	Breach of Probation - In relation to children	1	1	7.3	7.3	0	0		0.0
	Utter Threats to Property / Animals	1	1	7.3	7.3	1	2	7.3	14.6
	Offensive Weapons- Careless use of firearms	4	4	7.3	29.2	0	0		0.0
	Disobey court order/Misconduct executing process	0	0		0.0	1	2	7.3	14.6
	Obstruct Justice/Fabricate Evidence	0	0		0.0	0	1	7.3	7.3
	Public mischief - mislead peace officer	0	2	7.3	14.6	0	6	7.3	43.8
	Personate Peace Officer	0	0		0.0	1	1	7.3	7.3
	Possession of Burglary Tools	0	1	7.3	7.3	0	0		0.0
	False Fire Alarm (CC Charge)	0	1	7.3	7.3	0	0		0.0
	Causing unnecessary suffering to Animals	1	1	7.3	7.3	0	1	7.3	7.3
	Other Criminal Code * Sec.462 - Sec.753	0	0		0.0	0	2	7.3	14.6
<b>Total</b>	<b>166</b>	<b>371</b>	<b>7.3</b>	<b>2,708.3</b>	<b>81</b>	<b>316</b>	<b>7.3</b>	<b>2,306.8</b>	



## Calls For Service (CFS) Billing Summary Report

### Sioux Lookout (Jud/Jor/Der/Ver) July to September - 2024

Billing Categories <i>(Billing categories below do not match traditional crime groupings)</i>		2024				2023			
		July to September	Year to Date	Time Standard	Year To Date Weighted Hours	July to September	Year to Date	Time Standard	Year To Date Weighted Hours
Drug Possession	Possession Cocaine	5	13	6.9	89.7	1	8	6.9	55.2
	Possession Other Controlled Drugs and Substance Act	3	8	6.9	55.2	2	6	6.9	41.4
	Possession - Methamphetamine (Crystal Meth)	0	2	6.9	13.8	1	2	6.9	13.8
	Possession of Opioid (other than heroin)	0	0		0.0	1	2	6.9	13.8
	Drug related occurrence	1	2	6.9	13.8	5	10	6.9	69.0
	<b>Total</b>	<b>9</b>	<b>25</b>	<b>6.9</b>	<b>172.5</b>	<b>10</b>	<b>28</b>	<b>6.9</b>	<b>193.2</b>
Drugs	Trafficking Cocaine	6	17	80.6	1,370.2	2	10	80.6	806.0
	Trafficking Other Controlled Drugs and Substance Act	2	5	80.6	403.0	1	1	80.6	80.6
	Trafficking - Methamphetamine (Crystal Meth)	1	4	80.6	322.4	3	8	80.6	644.8
	Trafficking of Opioid (other than heroin)	1	1	80.6	80.6	0	2	80.6	161.2
	Distribution of cannabis to youth, by adult	0	0		0.0	0	1	80.6	80.6
	<b>Total</b>	<b>10</b>	<b>27</b>	<b>80.6</b>	<b>2,176.2</b>	<b>6</b>	<b>22</b>	<b>80.6</b>	<b>1,773.2</b>
Statutes & Acts	Youth Criminal Justice Act (YCJA)	1	1	3.5	3.5	0	0		0.0
	Landlord/Tenant	4	13	3.5	45.5	5	16	3.5	56.0
	Mental Health Act	27	63	3.5	220.5	17	49	3.5	171.5
	Mental Health Act - No contact with Police	3	9	3.5	31.5	1	5	3.5	17.5
	Mental Health Act - Attempt Suicide	11	30	3.5	105.0	13	34	3.5	119.0
	Mental Health Act - Threat of Suicide	21	59	3.5	206.5	22	67	3.5	234.5
	Mental Health Act - Voluntary Transport	9	38	3.5	133.0	18	59	3.5	206.5
	Mental Health Act - Placed on Form	4	14	3.5	49.0	4	14	3.5	49.0
	Mental Health Act - Apprehension	12	29	3.5	101.5	14	52	3.5	182.0
	Trespass To Property Act	59	142	3.5	497.0	68	150	3.5	525.0
	Family Law Act - Order for possession of matrimonial home	0	0		0.0	0	1	3.5	3.5
<b>Total</b>	<b>151</b>	<b>398</b>	<b>3.5</b>	<b>1,393.0</b>	<b>162</b>	<b>447</b>	<b>3.5</b>	<b>1,564.5</b>	



## Calls For Service (CFS) Billing Summary Report

### Sioux Lookout (Jud/Jor/Der/Ver) July to September - 2024

Billing Categories <i>(Billing categories below do not match traditional crime groupings)</i>		2024				2023			
		July to September	Year to Date	Time Standard	Year To Date Weighted Hours	July to September	Year to Date	Time Standard	Year To Date Weighted Hours
Operational	Animal - Bear Complaint	9	10	3.8	38.0	2	2	3.8	7.6
	Animal - Left in Vehicle	0	0		0.0	0	1	3.8	3.8
	Animal Bite	1	3	3.8	11.4	1	1	3.8	3.8
	Animal Stray	8	12	3.8	45.6	2	5	3.8	19.0
	Animal Injured	0	0		0.0	2	3	3.8	11.4
	Animal - Other	1	1	3.8	3.8	6	8	3.8	30.4
	Animal - Dog Owners Liability Act	1	3	3.8	11.4	4	6	3.8	22.8
	Alarm -Others	1	1	3.8	3.8	0	0		0.0
	False Alarm - Warning Issued	0	1	3.8	3.8	0	0		0.0
	Domestic Disturbance	56	133	3.8	505.4	37	116	3.8	440.8
	Suspicious Person	48	101	3.8	383.8	25	64	3.8	243.2
	Homeless Person	0	0		0.0	2	5	3.8	19.0
	Phone -Nuisance - No Charges Laid	0	0		0.0	1	4	3.8	15.2
	Phone -Threatening - No Charges Laid	1	1	3.8	3.8	0	1	3.8	3.8
	Phone -Other - No Charges Laid	0	2	3.8	7.6	0	0		0.0
	False Fire Alarm - Building	0	0		0.0	1	2	3.8	7.6
	Fire - Building	1	6	3.8	22.8	2	4	3.8	15.2
	Fire - Vehicle	0	1	3.8	3.8	0	1	3.8	3.8
	Fire - Other	5	18	3.8	68.4	4	18	3.8	68.4
	Insecure Condition - Master code	6	59	3.8	224.2	2	10	3.8	38.0
	Insecure Condition - Building	5	36	3.8	136.8	0	1	3.8	3.8
	Insecure Condition - Others	0	0		0.0	0	1	3.8	3.8
	Missing Person under 12	0	0		0.0	1	2	3.8	7.6
	Missing Person 12 & older	0	7	3.8	26.6	6	16	3.8	60.8
	Missing Person Located Under 12	0	1	3.8	3.8	1	6	3.8	22.8
	Missing Person Located 12 & older	4	19	3.8	72.2	7	57	3.8	216.6
Noise Complaint - Master code	21	47	3.8	178.6	26	45	3.8	171.0	
Noise Complaint - Vehicle	0	0		0.0	0	1	3.8	3.8	



## Calls For Service (CFS) Billing Summary Report

### Sioux Lookout (Jud/Jor/Der/Ver) July to September - 2024

Billing Categories <i>(Billing categories below do not match traditional crime groupings)</i>		2024				2023			
		July to September	Year to Date	Time Standard	Year To Date Weighted Hours	July to September	Year to Date	Time Standard	Year To Date Weighted Hours
Operational	Noise Complaint - Residence	4	11	3.8	41.8	2	9	3.8	34.2
	Noise Complaint - Business	0	1	3.8	3.8	0	0		0.0
	Noise Complaint - Animal	2	2	3.8	7.6	0	1	3.8	3.8
	Noise Complaint - Others	4	12	3.8	45.6	4	5	3.8	19.0
	Accident - non MVC - Others	0	1	3.8	3.8	0	0		0.0
	Found Property - Master code	13	30	3.8	114.0	7	21	3.8	79.8
	Found - License Plate	0	1	3.8	3.8	0	0		0.0
	Found-Personal Accessories	3	5	3.8	19.0	5	5	3.8	19.0
	Found-Household Property	7	11	3.8	41.8	3	8	3.8	30.4
	Found-Radio, TV, Sound-Reprod. Equip.	0	0		0.0	0	1	3.8	3.8
	Found-Sporting Goods, Hobby Equip.	0	0		0.0	0	1	3.8	3.8
	Found-Bicycles	2	2	3.8	7.6	0	0		0.0
	Found-Others	2	2	3.8	7.6	0	2	3.8	7.6
	Lost Property - Master code	10	13	3.8	49.4	7	17	3.8	64.6
	Lost License Plate	0	0		0.0	0	1	3.8	3.8
	Lost - Computer, parts & accessories	0	1	3.8	3.8	0	0		0.0
	Lost - Vehicle Accessories	0	0		0.0	0	1	3.8	3.8
	Lost-Personal Accessories	0	5	3.8	19.0	0	1	3.8	3.8
	Lost-Household Property	1	5	3.8	19.0	2	4	3.8	15.2
	Lost-Radio, TV, Sound-Reprod. Equip.	0	1	3.8	3.8	0	0		0.0
	Lost-Sporting Goods, Hobby Equip.	0	0		0.0	1	1	3.8	3.8
	Lost-Bicycles	0	0		0.0	0	1	3.8	3.8
	Lost-Others	0	2	3.8	7.6	0	1	3.8	3.8
Sudden Death - master code	0	0		0.0	0	1	3.8	3.8	
Sudden Death - Suicide	0	1	3.8	3.8	1	1	3.8	3.8	





## Calls For Service (CFS) Billing Summary Report

### Sioux Lookout (Jud/Jor/Der/Ver) July to September - 2024

Billing Categories <i>(Billing categories below do not match traditional crime groupings)</i>		2024				2023			
		July to September	Year to Date	Time Standard	Year To Date Weighted Hours	July to September	Year to Date	Time Standard	Year To Date Weighted Hours
Operational	Sudden Death - Natural Causes	2	6	3.8	22.8	2	5	3.8	19.0
	Sudden Death - Others	1	2	3.8	7.6	1	1	3.8	3.8
	Found Human Remains - Suspected Homicide	0	0		0.0	2	2	3.8	7.6
	Sudden Death - Apparent Overdose-Overdose	0	1	3.8	3.8	0	0		0.0
	Suspicious Vehicle	4	14	3.8	53.2	5	12	3.8	45.6
	Trouble with Youth	30	77	3.8	292.6	44	103	3.8	391.4
	Medical Assistance - Master code	0	0		0.0	0	3	3.8	11.4
	Medical Assistance - Other	0	4	3.8	15.2	15	26	3.8	98.8
	Vehicle Recovered - Automobile	0	3	3.8	11.4	0	0		0.0
	Vehicle Recovered - Trucks	0	1	3.8	3.8	0	0		0.0
	Unwanted Persons	233	740	3.8	2,812.0	192	570	3.8	2,166.0
	Neighbour Dispute	11	23	3.8	87.4	7	18	3.8	68.4
	Other Municipal By-Laws	1	3	3.8	11.4	1	3	3.8	11.4
	Overdose/Suspected Overdose - Opioid Related	0	1	3.8	3.8	0	1	3.8	3.8
	Overdose/Suspected Overdose - Naloxone by Police	1	1	3.8	3.8	0	0		0.0
	Assist Fire Department	0	11	3.8	41.8	3	6	3.8	22.8
	Assist Public	303	807	3.8	3,066.6	206	540	3.8	2,052.0
	Distressed/Overdue Motorist	0	2	3.8	7.6	4	10	3.8	38.0
	Family Dispute	33	107	3.8	406.6	35	100	3.8	380.0
<b>Total</b>	<b>835</b>	<b>2,371</b>	<b>3.8</b>	<b>9,009.8</b>	<b>681</b>	<b>1,862</b>	<b>3.8</b>	<b>7,075.6</b>	
Operational2	False Alarm-Accidental Trip	0	1	1.5	1.5	0	0		0.0
	False Holdup Alarm-Accidental Trip	6	18	1.5	27.0	1	9	1.5	13.5
	False Alarm -Others	41	103	1.5	154.5	38	83	1.5	124.5
	Keep the Peace	42	105	1.5	157.5	34	87	1.5	130.5
	911 call / 911 hang up	22	49	1.5	73.5	6	43	1.5	64.5
	911 hang up - Pocket Dial	0	1	1.5	1.5	1	1	1.5	1.5



## Calls For Service (CFS) Billing Summary Report

### Sioux Lookout (Jud/Jor/Der/Ver) July to September - 2024

Billing Categories <i>(Billing categories below do not match traditional crime groupings)</i>		2024				2023			
		July to September	Year to Date	Time Standard	Year To Date Weighted Hours	July to September	Year to Date	Time Standard	Year To Date Weighted Hours
Operational2	911 call - Dropped Cell	25	54	1.5	81.0	18	71	1.5	106.5
	<b>Total</b>	<b>136</b>	<b>331</b>	<b>1.5</b>	<b>496.5</b>	<b>98</b>	<b>294</b>	<b>1.5</b>	<b>441.0</b>
Traffic	MVC - Personal Injury (MOTOR VEHICLE COLLISION)	0	1	3.8	3.8	0	3	3.8	11.4
	MVC - Prop. Dam. Non Reportable	7	33	3.8	125.4	14	36	3.8	136.8
	MVC - Prop. Dam. Reportable (MOTOR VEHICLE COLLISION)	6	26	3.8	98.8	5	37	3.8	140.6
	MVC - Prop. Dam. Failed to Remain (MOTOR VEHICLE COLLISION)	0	6	3.8	22.8	0	2	3.8	7.6
	MVC - Pers. Inj. Failed To Remain (MOTOR VEHICLE COLLISION)	1	1	3.8	3.8	0	1	3.8	3.8
	MVC - Others (MOTOR VEHICLE COLLISION)	1	1	3.8	3.8	1	2	3.8	7.6
	<b>Total</b>	<b>15</b>	<b>68</b>	<b>3.8</b>	<b>258.4</b>	<b>20</b>	<b>81</b>	<b>3.8</b>	<b>307.8</b>
<b>Total</b>	<b>1,549</b>	<b>4,168</b>		<b>22,898.3</b>	<b>1,287</b>	<b>3,667</b>		<b>20,743.3</b>	

**Note to Detachment Commanders:**

- The content of each report is to be shared by the Detachment Commander only with the municipality for which it was generated. The municipality may treat this as a public document and distribute it as they wish.
- All data is sourced from the Niche RMS application. Included are 'reported' occurrences (actuals and unfounded occurrences) for 'billable' occurrences ONLY. Data is refreshed on a weekly basis.
- The Traffic category includes motor vehicle collision (MVC) occurrences entered into Niche (UCR code 8521). MVCs are NOT sourced from the eCRS application for this report.
- Only the primary violation is counted within an occurrence.
- Time standards displayed are for the 2024 billing period.

**Note to Municipalities:**

- Data contained within this report is dynamic in nature and numbers will change over time as the Ontario Provincial Police continues to investigate and solve crime.
- This report is NOT to be used for crime trend analysis as not all occurrences are included.
- Data groupings within this report do not match traditional crime groupings seen in other public reports such as the OPP Police Services Board reports or Statistics Canada reporting.