

**SIOUX LOOKOUT OPP DETACHMENT BOARD
MEETING AGENDA**

Thursday, February 27, 2025, 2:00 p.m., CST

Link to livestream: <https://www.youtube.com/@SiouxLookoutON>

1. CALL MEETING TO ORDER

- a. Call Meeting to Order – Chair’s Remarks (re livestreaming, etc.)
- b. Attendance/Motions to Excuse (if any)
- c. Introduction of Acting Inspector Mike Kreis, Acting Detachment Commander, Sioux Lookout OPP Detachment

2. LAND ACKNOWLEDGEMENT

We are on the traditional territory of the Lac Seul First Nation within the areas of Treaty 3 and Treaty 9, and, in addition, many of the people and communities we serve are also in Treaty 5, Anishinaabe-Aski Nation.

3. ELECTION OF CHAIR – ADMINISTRATOR TO CONDUCT ELECTION

Per Section 36(1) (and (2) of the *Community Safety and Policing Act* and Sioux Lookout OPP Detachment Board Rules and Procedures

4. APPROVAL OF AGENDA

- a. Introduction of Amendments to the Agenda
- b. Motion to Approve Agenda as Presented/Amended

5. DECLARATIONS OF INTEREST

6. ADOPTION OF MINUTES – November 28, 2024

- a. Errors or Omissions
- b. Motion to Approve Minutes as Presented/Amended

7. DELEGATIONS/PRESENTATIONS – NONE

8. ITEMS FOR DISCUSSION/REPORTS

- a. OPP Report/Statistics for 4th Quarter, 2024, for Pickle Lake and Sioux Lookout – Inspector Mike Kreis, Acting Detachment Commander
- b. 2024 Financial Report
- c. Staff Report re Board Attendance at OAPSB Annual Conference, June 3-5, 2025, London, Ontario, and Notice of Annual General Meeting
- d. Staff Report re Consideration of Submitting Resolutions to the OAPSB Annual Conference, June 3-5, 2025, London, Ontario – Deadline for Submission is May 1, 2025

- e. Staff Report on Possibility of Holding “Hybrid” Detachment Board Meetings
- f. Report from D. Lawrance and R. Rasmussen on their attendance at OAPSB Zone 1 Meeting December 10, 2024, and attendance at OAPSB/OACP Joint Meeting on December 11, 2024, in Thunder Bay.

9. NEXT MEETING DATE – Thursday, May 22, 2025, 2:00 p.m., CDT, via Zoom or Hybrid (TBD)

10. MOTION TO ADJOURN

SIOUX LOOKOUT OPP DETACHMENT BOARD MEETING MINUTES
Thursday, November 28, 2024 at 2:00 p.m. CDT
This Meeting was held Virtually, via Zoom
(Recording Available Here: <https://youtu.be/ppTSE37e6LI>)

ATTENDANCE

- Board:** Ms. Darlene Angeconeb, Chair
Community Appointee, Sioux Lookout
- Mayor Doug Lawrance,
Council Appointee, Sioux Lookout
- Mr. Robert Rasmussen,
Community Appointee, Pickle Lake
- Vacant,
Provincial Appointee, Ministry of the Solicitor General
- OPP:** Inspector, Jeffrey Duggan
Acting Detachment Commander
- Staff Sergeant, Russell Saudino
Acting Operations Manager
- Staff:** Brian P. MacKinnon, Board Administrator,
CAO & Clerk, Municipality of Sioux Lookout
- Tiffany Thompson, Board Recording Secretary
Executive Assistant, Municipality of Sioux Lookout
- Guest:** Mary MacKenzie, Advisor
Special Projects Consultant, Municipality of Sioux Lookout
- Regrets:** Councillor John Millar,
Council Appointee, Pickle Lake
- Lynda Colby, Deputy Board Administrator
Clerk, Township of Pickle Lake

1. CALL MEETING TO ORDER – Darlene Angeconeb, Chair

a. Call Meeting to Order

Ms. Angeconeb called the meeting to order at 2:04 p.m. Central Time.

b. Attendance/Motions to Excuse – Darlene Angeconeb, Chair

Ms. Angeconeb asked if there were any motions to excuse absent members.

B. MacKinnon advised that Councillor Millar sends his regrets. Staff noted regrets from Deputy Board Administrator, Lynda Colby.

2. LAND ACKNOWLEDGEMENT

Mayor Lawrance provided the following land acknowledgement:

We are on the traditional territory of the Lac Seul First Nation within the area of Treaty 3 and that many of the people and communities we serve are in Treaties 5 and 9, Anishinaabe-Aski Nation.

3. APPROVAL OF AGENDA

a. Introduction of Amendments to the Agenda - **NONE**

b. Motion to Approve Agenda as Presented/Amended

SLODB-022-2024

Moved By: Mr. Rasmussen

Seconded: Mayor Lawrance

THAT the Agenda for the November 28, 2024, Sioux Lookout OPP Detachment Board meeting be approved, as presented

CARRIED

4. DECLARATIONS OF PECUNIARY INTEREST - NONE

5. ADOPTION OF MINUTES – September 24, 2024

SLODB-023-2024

Moved By: Mayor Lawrance

Seconded: Mr. Rasmussen

THAT the Minutes from the September 24, 2024 Sioux Lookout O.P.P. Detachment Board meeting be approved, as presented.

CARRIED

6. DELEGATIONS/PRESENTATIONS – NONE

7. ITEMS FOR DISCUSSION/REPORTS

a. OPP Report/Statistics for the 3rd Quarter, 2024, for Pickle Lake and Sioux Lookout

Inspector Duggan presented the 3rd Quarter Statistics for Pickle Lake and Sioux Lookout to the Board.

b. Staff Report re OAPSB Membership

SLODB-024-2024

Moved By: Mayor Lawrance

Seconded: Mr. Rasmussen

THAT the Sioux Lookout OPP Detachment Board authorizes the payment of \$724.71 (\$641.34 + 83.37HST) from the Detachment Board's 2025 Budget for the 2025 Membership Fee in the Ontario Association of Police Services Boards (OAPSB).

CARRIED

c. Staff Report re Schedule of Meetings for 2025

SLODB-025-2024

Moved By: Mr. Rasmussen

Seconded: Ms. Angeconeb

THAT the 2025 Sioux Lookout OPP Detachment Board Meetings be held virtually on the following dates and times and for the purposes generally set out below: Thursday, February 27, 2025 (regular meeting), 2:00 p.m. CST Thursday, May 22, 2025 (to work on Annual Report), 2:00 p.m. CDT Thursday, August 28, 2025 (regular meeting, and to start 2026 Estimates/Budget review process), 2:00 p.m. CDT Thursday, November 27, 2025 (regular meeting), 2:00 p.m., CST; and further, meeting dates and times may be changed with a majority vote of the Board.

CARRIED

d. Staff Report re three revised "Rules and Procedures" for Board approval:

- **"Complaints" (significant revisions)**
- **"Disclosure of Interest/Disclosure of Misconduct" (minor revisions)**
- **"Virtual Meetings" (minor revisions)**

SLODB-026-2024

Moved By: Mayor Lawrance

Seconded: Mr. Rasmussen

THAT the Sioux Lookout Detachment Board approves, adopts and implements the following REVISED Rules and Procedures as presented/amended at the November

28, 2024, Detachment Board Meeting: Complaints . . . Conflict of Interest (and Disclosure of Misconduct) Virtual Meetings . . .
CARRIED

8. NEXT MEETING DATE

February 25, 2025 at 2:00 p.m. CDT via Zoom, available on YouTube: <https://youtube.com/live/cVKnLf-lu8>

9. MOTION TO ADJOURN

SLODB-027-2024

Moved By: Mr. Rasmussen

Seconded: Mayor Lawrance

THAT the November 28, 2024 meeting of the Sioux Lookout OPP Detachment Board adjourn at 2:46 p.m. CDT.

CARRIED

Adopted as presented this ____ day of _____, 2024.

Darlene Angeconeb, Chair

Brian P. MacKinnon, Board Administrator



Ontario Provincial Police

Sioux Lookout Detachment

Fourth Quarter Report

September– December 2024

Detachment Commander: A/Inspector Michael KREISZ

Operations Manager: A/Staff Sergeant Russ SAUDINO

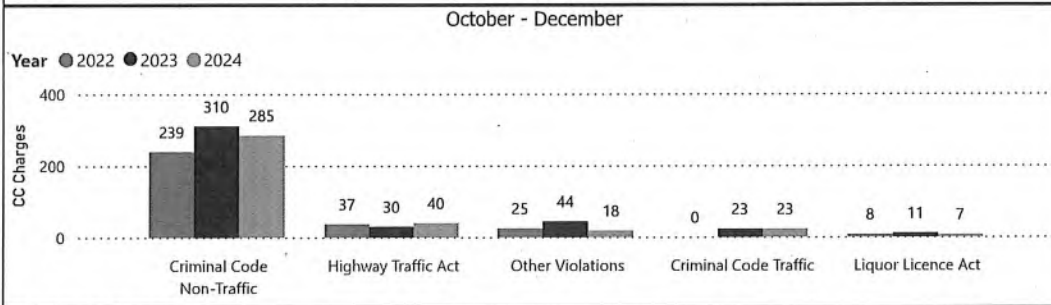
"Working together through engagement Education and Enforcement to identify

Proactive and Innovative strategies to keep our community safe"

**OPP Detachment Board Report
Records Management System
October - December 2024**

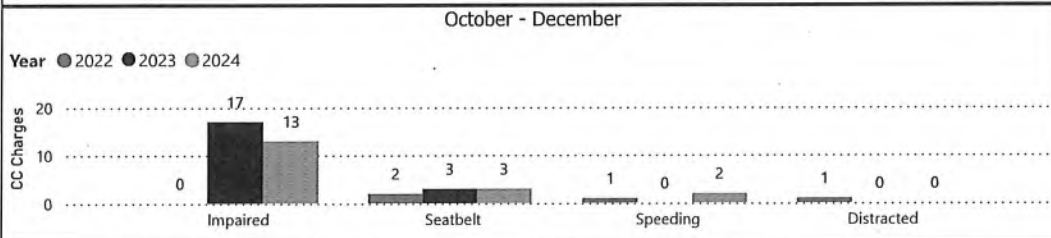
Criminal Code and Provincial Statute Charges Laid						
October - December						
Year	2022		2023		2024	
ChargeCategory1	Offence Count	% Change	Offence Count	% Change	Offence Count	% Change
Criminal Code Non-Traffic	239	--	310	29.7%	285	-8.1%
Criminal Code Traffic	0	--	23	--	23	0.0%
Highway Traffic Act	37	--	30	-18.9%	40	33.3%
Liquor Licence Act	8	--	11	37.5%	7	-36.4%
Other Violations	25	--	44	76.0%	18	-59.1%
Total	309	--	418	35.3%	373	-10.8%

YTD						
Year	2022		2023		2024	
ChargeCategory1	Offence Count	% Change	Offence Count	% Change	Offence Count	% Change
Criminal Code Non-Traffic	844	--	1,180	39.8%	1,330	12.7%
Criminal Code Traffic	59	--	75	27.1%	87	16.0%
Highway Traffic Act	185	--	171	-7.6%	182	6.4%
Liquor Licence Act	40	--	59	47.5%	45	-23.7%
Other Violations	118	--	140	18.6%	136	-2.9%
Total	1,246	--	1,625	30.4%	1,780	9.5%



Traffic Related Charges						
October - December						
Year	2022		2023		2024	
ChargeCategory2	Offence Count	% Change	Offence Count	% Change	Offence Count	% Change
Speeding	1	--	0	-100.0%	2	--
Seatbelt	2	--	3	50.0%	3	0.0%
Impaired	0	--	17	--	13	-23.5%
Distracted	1	--	0	-100.0%	0	--

YTD						
Year	2022		2023		2024	
ChargeCategory2	Offence Count	% Change	Offence Count	% Change	Offence Count	% Change
Speeding	5	--	5	0.0%	10	100.0%
Seatbelt	26	--	19	-26.9%	19	0.0%
Impaired	53	--	62	17.0%	66	6.5%
Distracted	10	--	1	-90.0%	2	100.0%

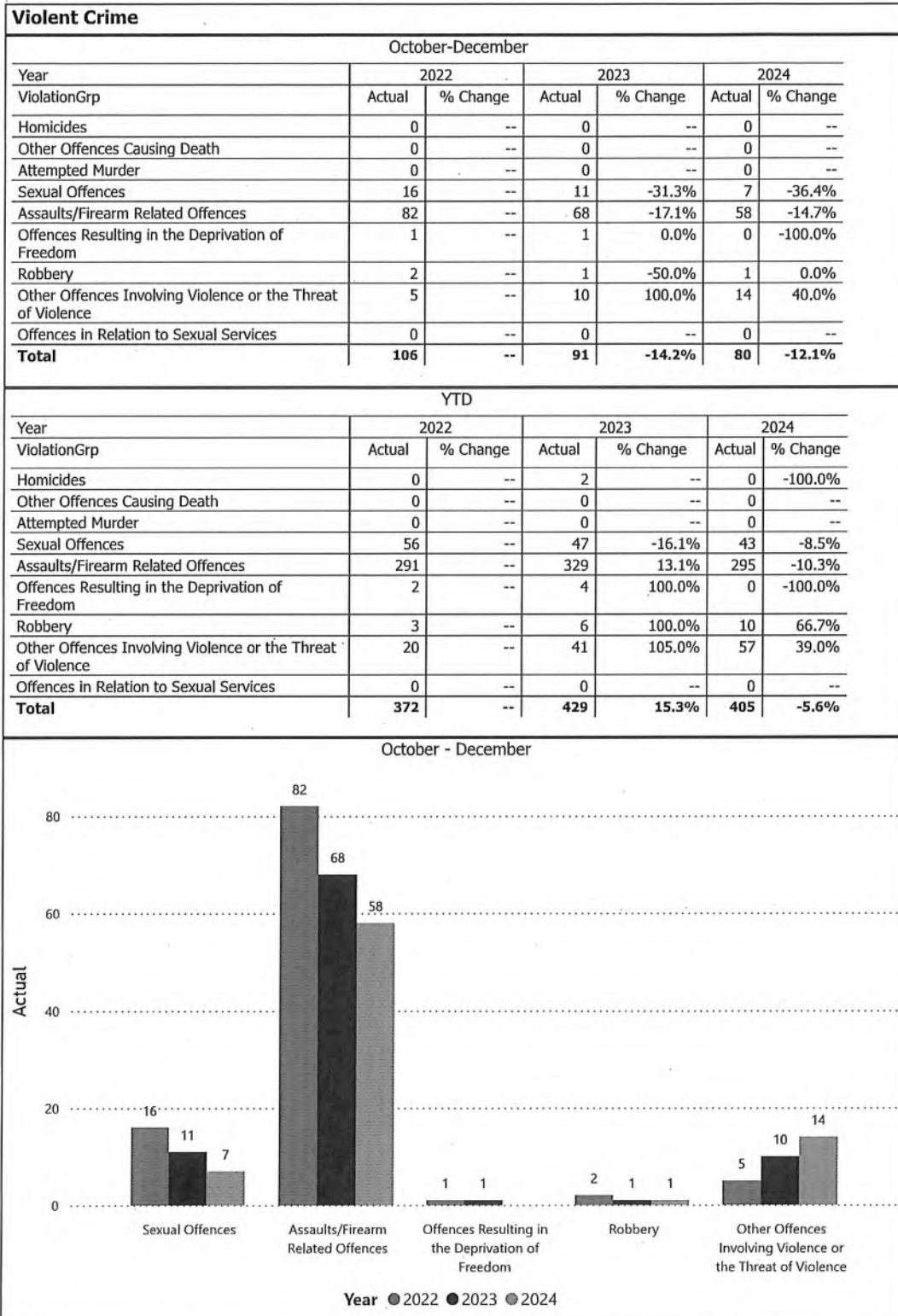


Detachment: 2L - SIOUX LOOKOUT
Location code(s): 2L00 - SIOUX LOOKOUT

Area(s): 2012 - Sioux Lookout (Jud/Jor/Der/Ver)
Data source date:
27-Jan-25

Report Generated on:
31-Jan-2025 1:14:45 PM

**OPP Detachment Board Report
Records Management System
October - December 2024**



Detachment: 2L - SIOUX LOOKOUT

Location code(s): 2L00 - SIOUX LOOKOUT

Area(s): 2012 - Sioux Lookout (Jud/Jor/Der/Ver)

Data source date:

27-Jan-2025

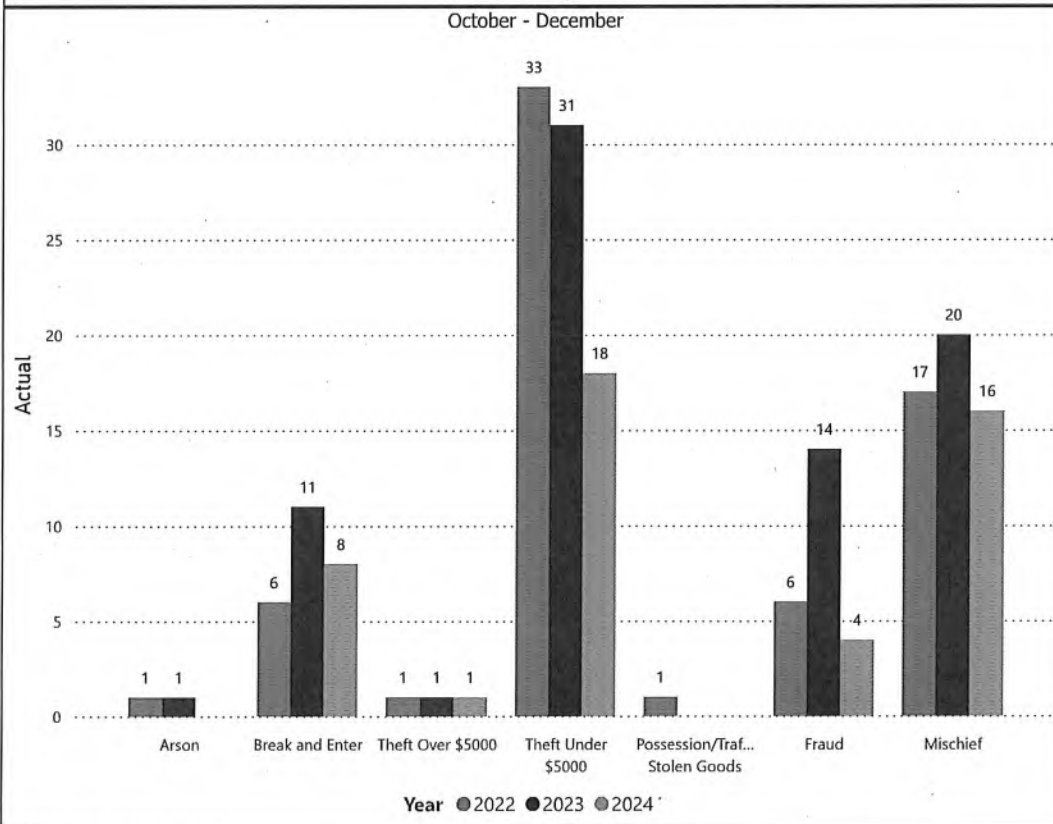
Report Generated on:

31-Jan-2025 1:14:45 PM

**OPP Detachment Board Report
Records Management System
October - December 2024**

Property Crime						
October - December						
Year	2022		2023		2024	
ViolationGrp	Actual	% Change	Actual	% Change	Actual	% Change
Arson	1	--	1	0.0%	0	-100.0%
Break and Enter	6	--	11	83.3%	8	-27.3%
Theft Over \$5000	1	--	1	0.0%	1	0.0%
Theft Under \$5000	33	--	31	-6.1%	18	-41.9%
Possession/Trafficking Stolen Goods	1	--	0	-100.0%	0	--
Fraud	6	--	14	133.3%	4	-71.4%
Mischief	17	--	20	17.6%	16	-20.0%
Total	65	--	78	20.0%	47	-39.7%

YTD						
Year	2022		2023		2024	
ViolationGrp	Actual	% Change	Actual	% Change	Actual	% Change
Arson	2	--	3	50.0%	2	-33.3%
Break and Enter	27	--	38	40.7%	41	7.9%
Theft Over \$5000	7	--	4	-42.9%	13	225.0%
Theft Under \$5000	95	--	124	30.5%	91	-26.6%
Possession/Trafficking Stolen Goods	2	--	5	150.0%	1	-80.0%
Fraud	22	--	35	59.1%	29	-17.1%
Mischief	68	--	108	58.8%	97	-10.2%
Total	223	--	317	42.2%	274	-13.6%



Detachment: 2L - SIOUX LOOKOUT

Location code(s): 2L00 - SIOUX LOOKOUT

Area(s): 2012 - Sioux Lookout (Jud/Jor/Der/Ver)

Data source date:

27-Jan-2025

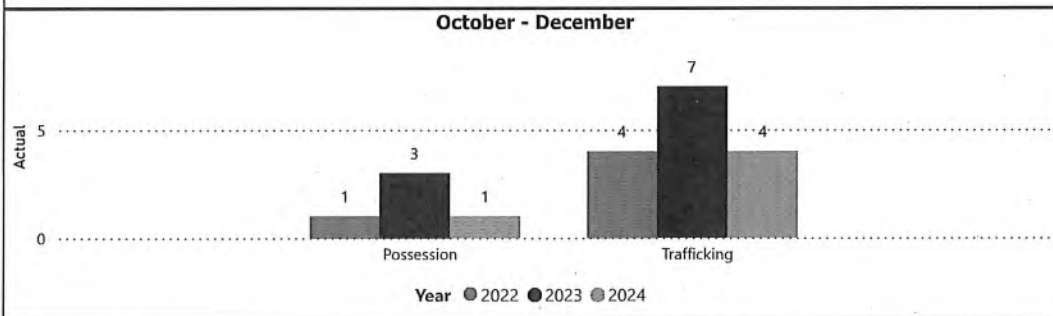
Report Generated on:

31-Jan-2025 1:14:45 PM

**OPP Detachment Board Report
Records Management System
October - December 2024**

Drug Crime						
October - December						
Year	2022		2023		2024	
ViolationGrp	Actual	% Change	Actual	% Change	Actual	% Change
Possession	1	--	3	200.0%	1	-66.7%
Trafficking	4	--	7	75.0%	4	-42.9%
Importation & Production	0	--	0	--	0	--
Cannabis Possession	0	--	0	--	0	--
Cannabis Distribution	0	--	0	--	0	--
Cannabis Sale	0	--	0	--	0	--
Cannabis Importation & Exportation	0	--	0	--	0	--
Cannabis Production	0	--	0	--	0	--
Other Cannabis Violations	0	--	0	--	0	--
Total	5	--	10	100.0%	5	-50.0%

YTD						
Year	2022		2023		2024	
ViolationGrp	Actual	% Change	Actual	% Change	Actual	% Change
Possession	12	--	22	83.3%	22	0.0%
Trafficking	13	--	28	115.4%	32	14.3%
Importation & Production	0	--	0	--	0	--
Cannabis Possession	0	--	0	--	0	--
Cannabis Distribution	0	--	0	--	0	--
Cannabis Sale	0	--	0	--	0	--
Cannabis Importation & Exportation	0	--	0	--	0	--
Cannabis Production	0	--	0	--	0	--
Other Cannabis Violations	2	--	0	-100.0%	0	--
Total	27	--	50	85.2%	54	8.0%



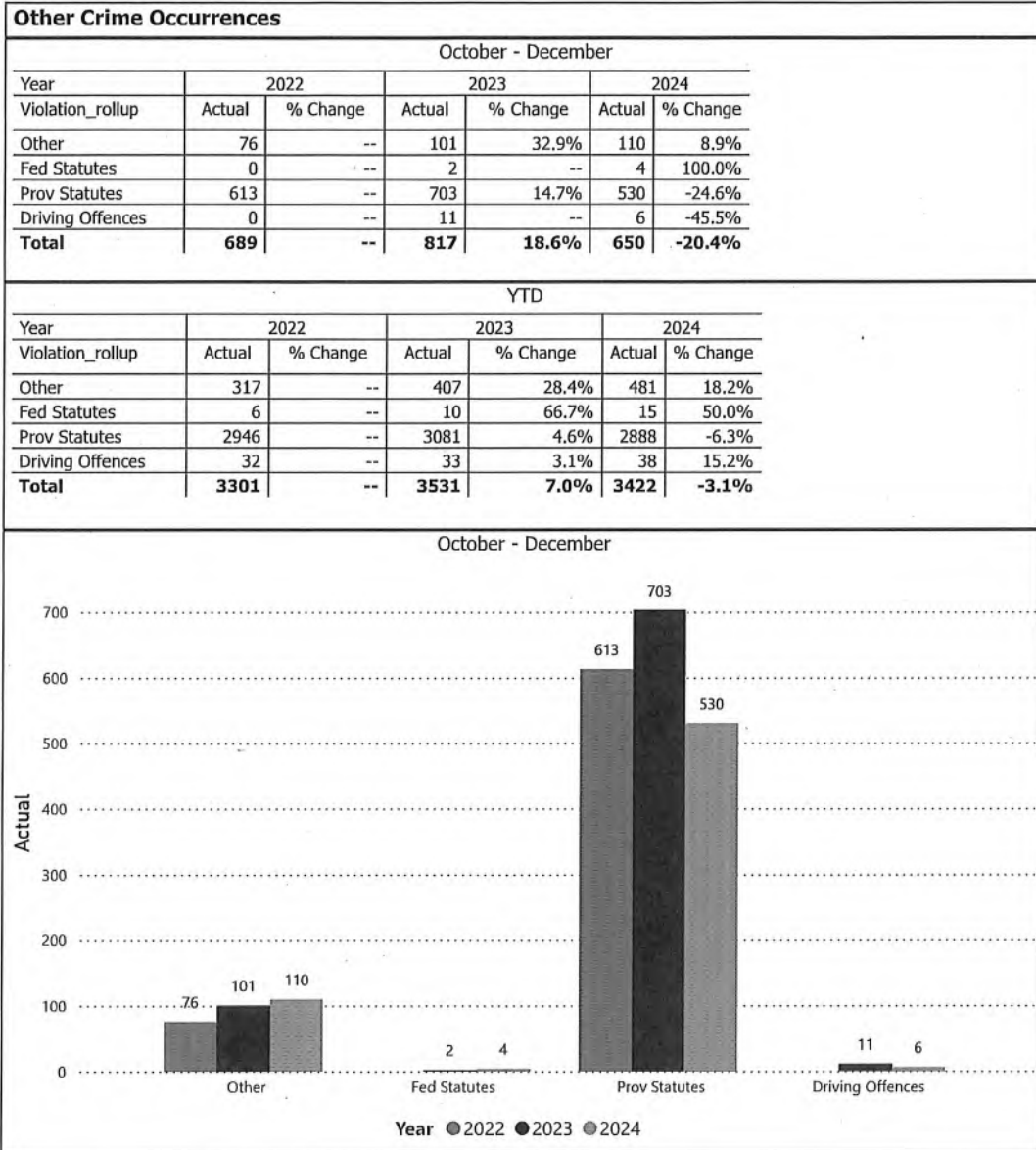
Top 3 Violation Types	Top 5 Violation Groups																														
<p>October - December</p> <p>Actual</p> <p>Year: Violent, Other, Prov Statutes</p>	<p>October - December</p> <table border="1"> <thead> <tr> <th>ViolationGrp</th> <th>2022</th> <th>2023</th> <th>2024</th> <th>Total</th> </tr> </thead> <tbody> <tr> <td>Provincial Statutes</td> <td>613</td> <td>703</td> <td>530</td> <td>1846</td> </tr> <tr> <td>Assaults/Firearm Related Offences</td> <td>82</td> <td>68</td> <td>58</td> <td>208</td> </tr> <tr> <td>Failure to Comply</td> <td>40</td> <td>49</td> <td>59</td> <td>148</td> </tr> <tr> <td>Disturb the Peace</td> <td>27</td> <td>34</td> <td>38</td> <td>99</td> </tr> <tr> <td>Theft Under \$5000</td> <td>33</td> <td>31</td> <td>18</td> <td>82</td> </tr> </tbody> </table>	ViolationGrp	2022	2023	2024	Total	Provincial Statutes	613	703	530	1846	Assaults/Firearm Related Offences	82	68	58	208	Failure to Comply	40	49	59	148	Disturb the Peace	27	34	38	99	Theft Under \$5000	33	31	18	82
ViolationGrp	2022	2023	2024	Total																											
Provincial Statutes	613	703	530	1846																											
Assaults/Firearm Related Offences	82	68	58	208																											
Failure to Comply	40	49	59	148																											
Disturb the Peace	27	34	38	99																											
Theft Under \$5000	33	31	18	82																											

Detachment: 2L - SIOUX LOOKOUT
Location code(s): 2L00 - SIOUX LOOKOUT

Area(s): 2012 - Sioux Lookout (Jud/Jor/Der/Ver)
Data source date:
27-Jan-2025

Report Generated on:
31-Jan-2025 1:14:45 PM

**OPP Detachment Board Report
Records Management System
October - December 2024**



Detachment: 2L - SIOUX LOOKOUT
Location code(s): 2L00 - SIOUX LOOKOUT

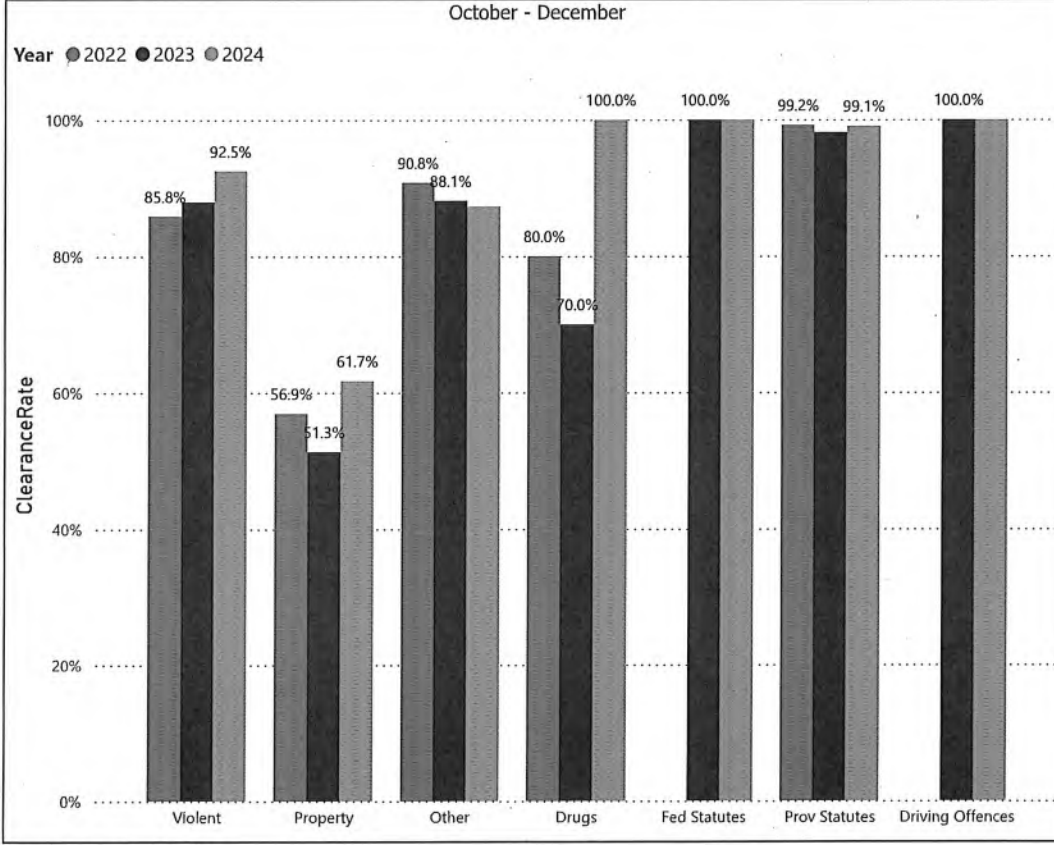
Area(s): 2012 - Sioux Lookout (Jud/Jor/Der/Ver)
Data source date:
27-Jan-2025

Report Generated on:
31-Jan-2025 1:14:45 PM

**OPP Detachment Board Report
Records Management System
October - December 2024**

Clearance Rate						
October - December						
Year	2022		2023		2024	
	%	% Change	%	% Change	%	% Change
Violent	85.8%	--	87.9%	2.4%	92.5%	5.2%
Property	56.9%	--	51.3%	-9.9%	61.7%	20.3%
Other	90.8%	--	88.1%	-2.9%	87.3%	-1.0%
Drugs	80.0%	--	70.0%	-12.5%	100.0%	42.9%
Fed Statutes			100.0%	--	100.0%	0.0%
Prov Statutes	99.2%	--	98.2%	-1.0%	99.1%	0.9%
Driving Offences			100.0%	--	100.0%	0.0%

YTD						
Year	2022		2023		2024	
	%	% Change	%	% Change	%	% Change
Violation_rollup						
Violent	80.1%	--	84.1%	5.0%	87.2%	3.6%
Property	56.1%	--	53.6%	-4.3%	51.1%	-4.7%
Other	92.7%	--	92.6%	-0.1%	87.3%	-5.7%
Drugs	92.6%	--	82.0%	-11.4%	88.9%	8.4%
Fed Statutes	100.0%	--	100.0%	0.0%	100.0%	0.0%
Prov Statutes	98.6%	--	98.8%	0.2%	99.0%	0.2%
Driving Offences	100.0%	--	100.0%	0.0%	100.0%	0.0%

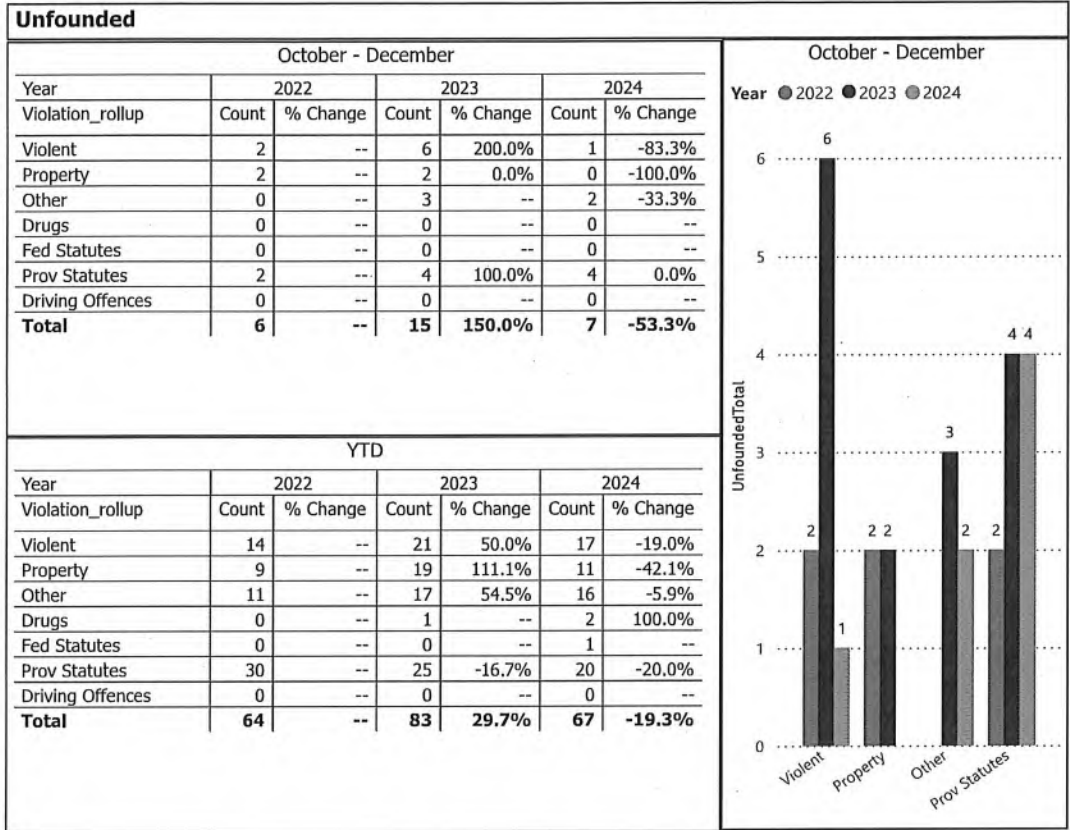


Detachment: 2L - SIOUX LOOKOUT
Location code(s): 2L00 - SIOUX LOOKOUT

Area(s): 2012 - Sioux Lookout (Jud/Jor/Der/Ver)
Data source date:
27-Jan-2025

Report Generated on:
31-Jan-2025 1:14:45 PM

**OPP Detachment Board Report
Records Management System
October - December 2024**

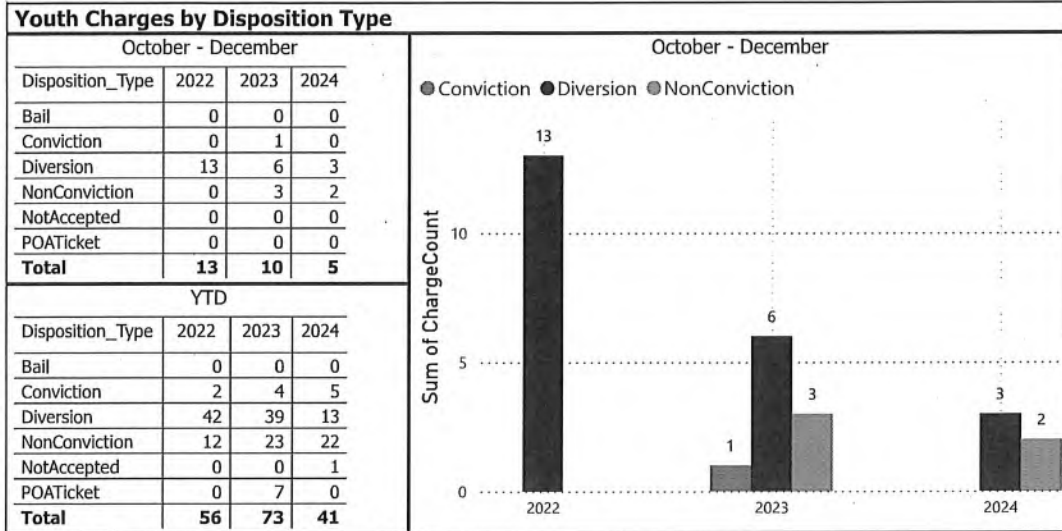


Detachment: 2L - SIOUX LOOKOUT
Location code(s): 2L00 - SIOUX LOOKOUT

Area(s): 2012 - Sioux Lookout (Jud/Jor/Der/Ver)
Data source date:
27-Jan-2025

Report Generated on:
31-Jan-2025 1:14:45 PM

**OPP Detachment Board Report
Records Management System
October - December 2024**



Youth Charges by Disposition and Occurrence Type

October - December							
Year	2024						Total
OccType	Bail	Conviction	Diversion	NonConviction	NotAccepted	POATicket	
Assault	0	0	2	0	0	0	2
Bail violations		0	0	1	0	0	1
Mischief		0	0	1	0		1
Trouble with youth			0	1	0	0	1
Total	0	0	3	2	0	0	5

YTD							
Year	2024						Total
OccType	Bail	Conviction	Diversion	NonConviction	NotAccepted	POATicket	
Assault	0	0	2	0	0	0	2
Bail violations		1	0	4	0	0	5
Breach of probation	0	0	0	1	0		1
Cyber Enabled Crime - Cyberbullying/Harassment/Stalking		0	0	2			2
Impaired/over 80			3	8	1		12
Liquor Licence Control Act		0	8	0	0	0	8
Mischief		0	0	2	0		2
Motor vehicle collision		0	0	2	0	0	2
Other criminal code		0	2	0	0		2
Robbery		1	0	0			1
Threats		0	0	2	1	0	2
Total	0	5	13	22	1	0	41

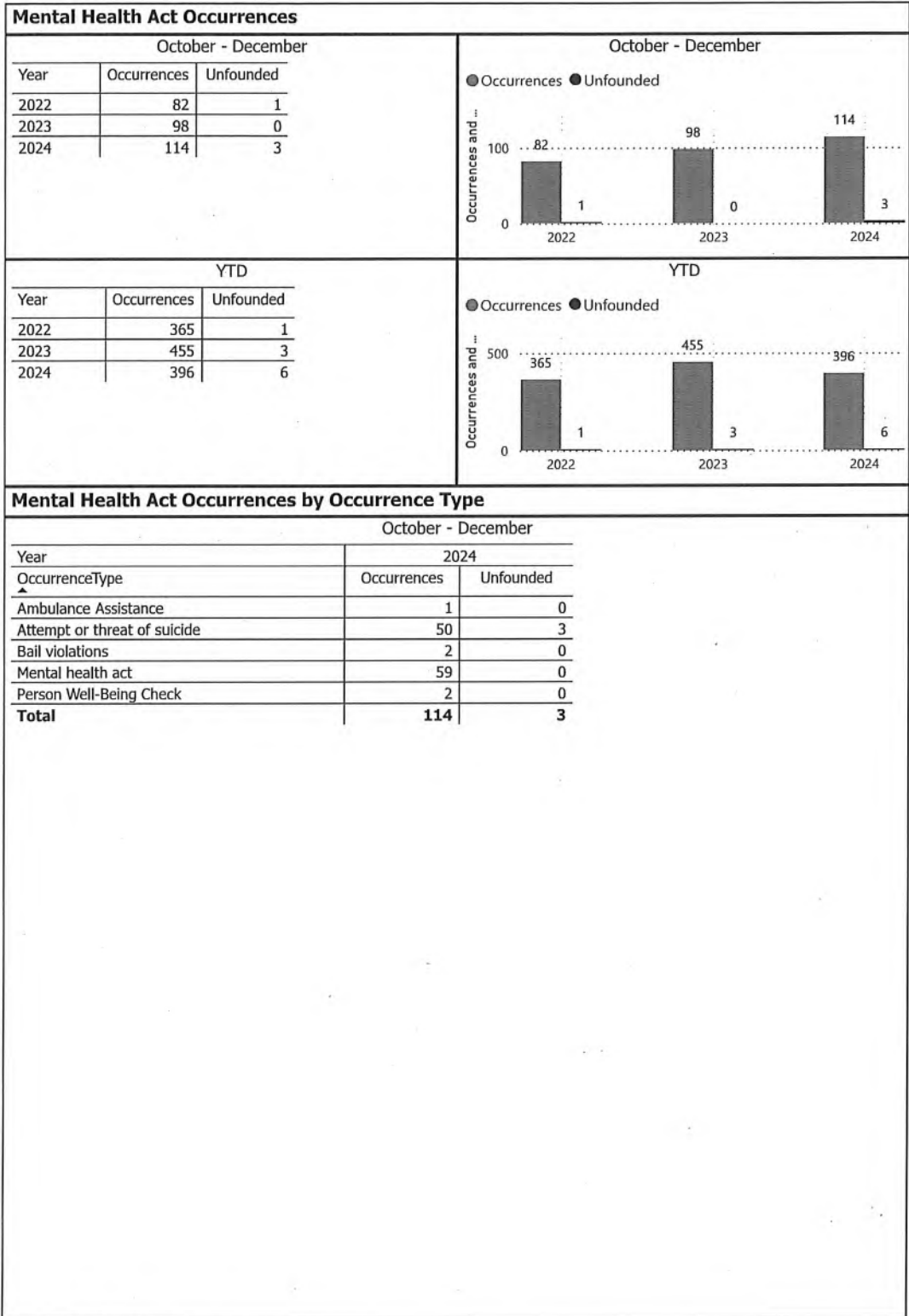
The tables and chart on this page present summarized youth charges by disposition and occurrence type that have been recorded in the OPP Niche RMS application. Of note... the Niche data sourced for this report page only lists youth charges that have had a disposition type entered against them. Therefore, please be aware that the counts of youth charges entries on this report page are understating the potential sum of youth charges that are in OPP Niche RMS.

Detachment: 2L - SIOUX LOOKOUT
Location code(s): 2L00 - SIOUX LOOKOUT

Area(s): 2012 - Sioux Lookout (Jud/Jor/Der/Ver)
Data source date:
27-Jan-2025

Report Generated on:
31-Jan-2025 1:24:17 PM

**OPP Detachment Board Report
Records Management System
October - December 2024**

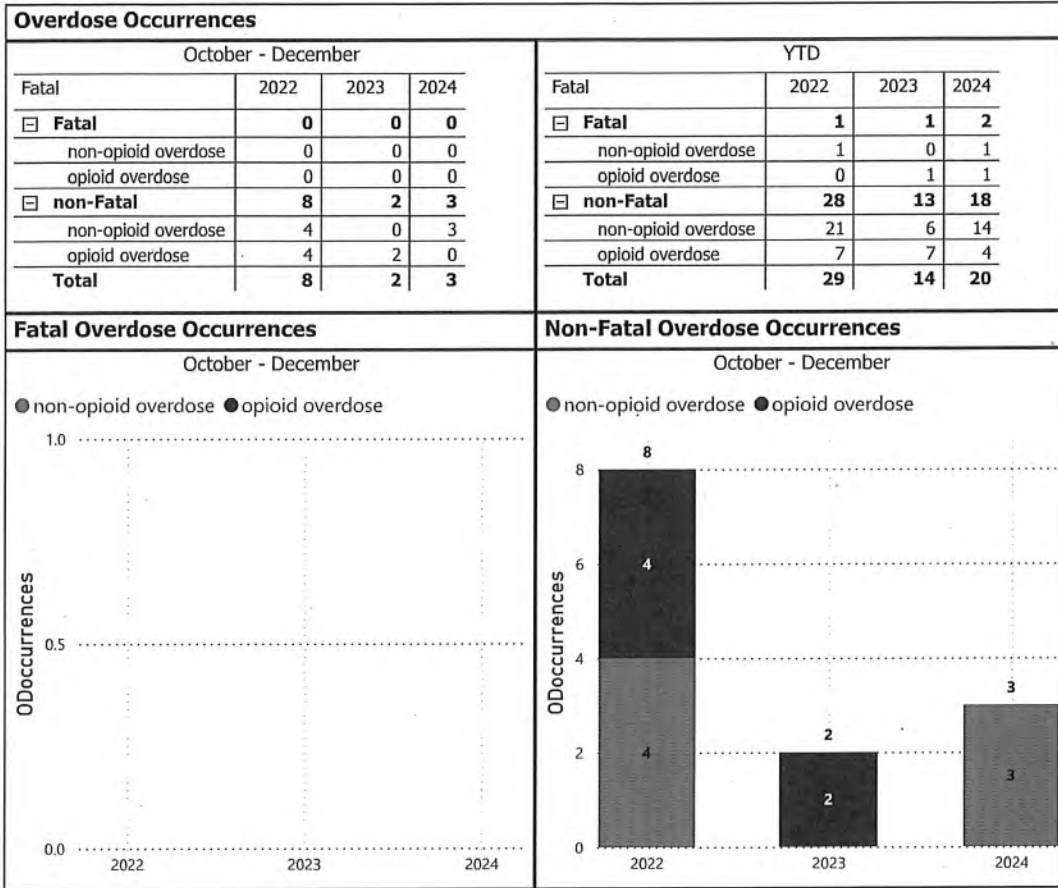


Detachment: 2L - SIOUX LOOKOUT
Location code(s): 2L00 - SIOUX LOOKOUT

Area(s): 2012 - Sioux Lookout (Jud/Jor/Dir/Ver)
Data source date:
27-Jan-2025

Report Generated on:
31-Jan-2025 1:14:45 PM

**OPP Detachment Board Report
Records Management System
October - December 2024**

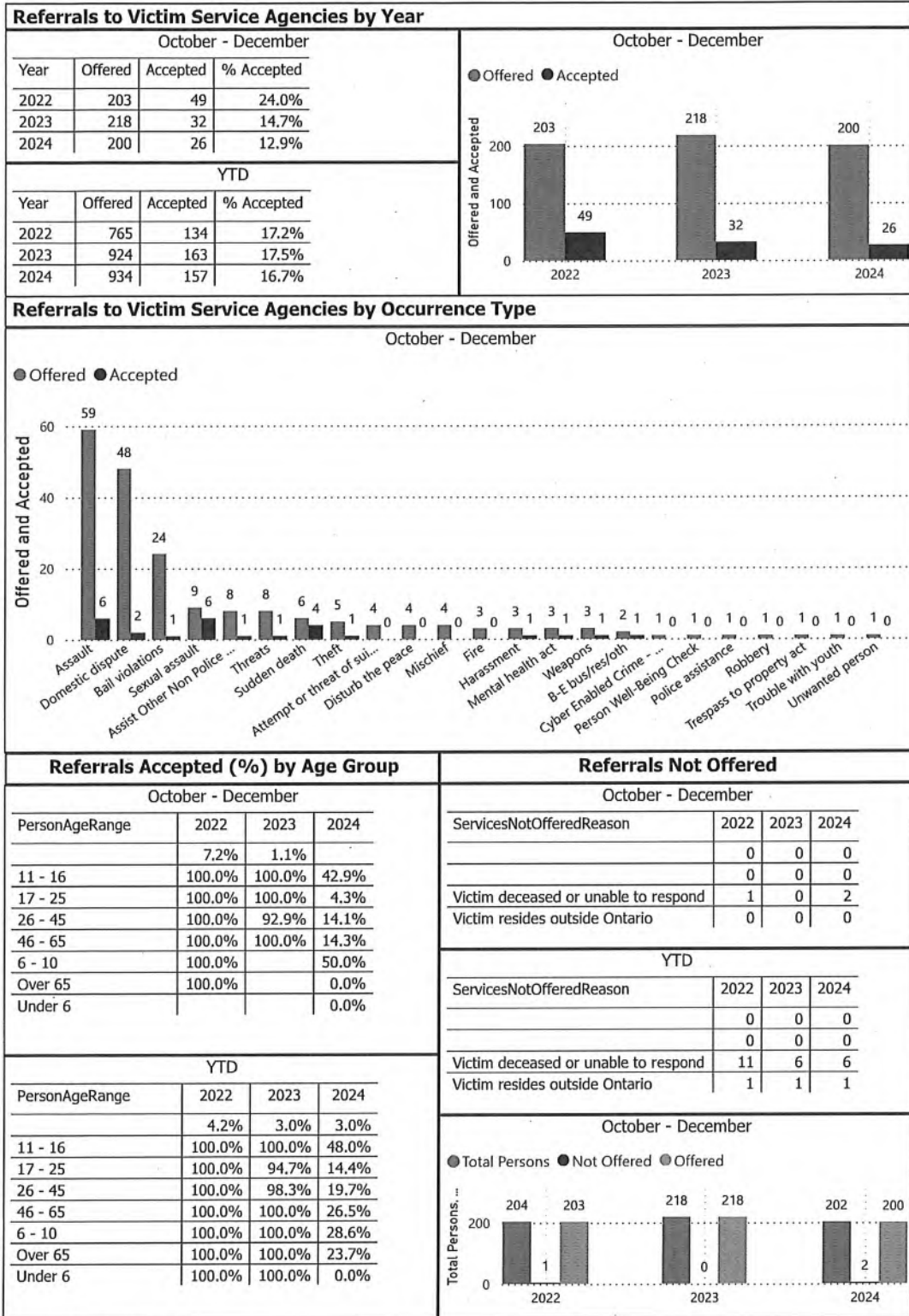


Detachment: 2L - SIOUX LOOKOUT
Location code(s): 2L00 - SIOUX LOOKOUT

Area(s): 2012 - Sioux Lookout (Jud/Jor/Der/Ver)
Data source date:
27-Jan-2025

Report Generated on:
31-Jan-2025 1:14:45 PM

**OPP Detachment Board Report
Records Management System
October - December 2024**

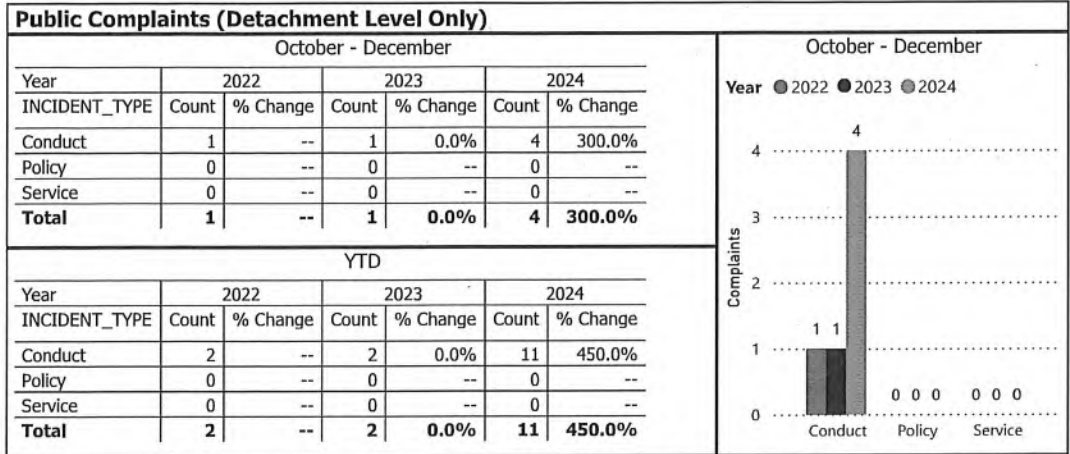


Detachment: 2L - SIOUX LOOKOUT
Location code(s): 2L00 - SIOUX LOOKOUT

Area(s): 2012 - Sioux Lookout (Jud/Jor/Der/Ver)
Data source date:
27-Jan-2025

Report Generated on:
31-Jan-2025 1:14:45 PM

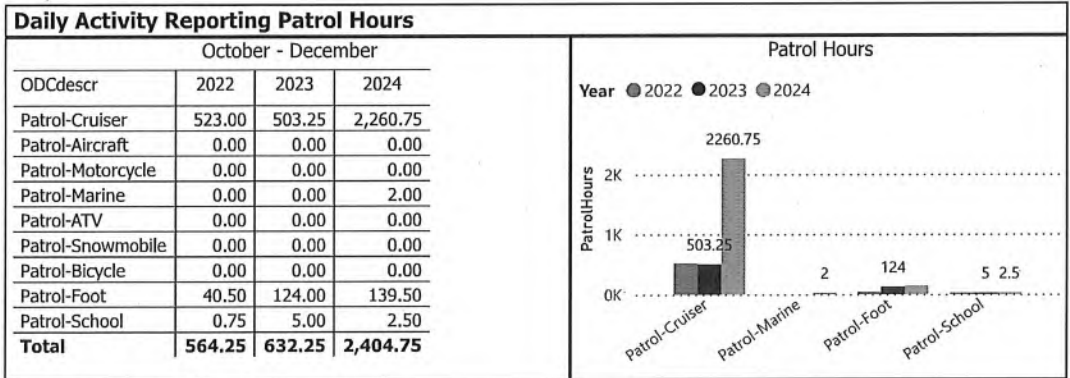
**OPP Detachment Board Report
Records Management System
October - December 2024**



Data source: RMS Data Feed
Ontario Provincial Police, Professional Standards Bureau Commander Reports - File Manager System

Data source date:
27-Jan-2025

Daily Activity Reporting



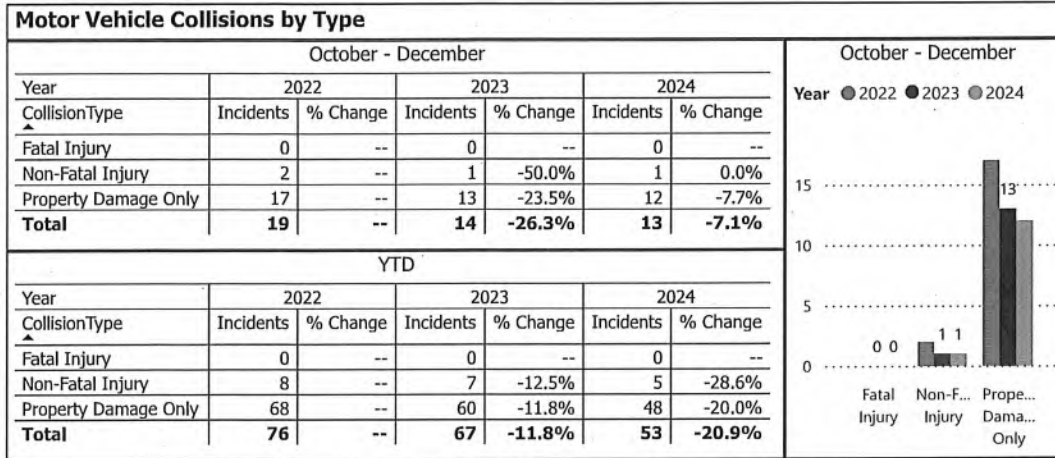
Data source (Daily Activity Reporting System) date:
27-Jan-2025

Detachment: 2L - SIOUX LOOKOUT
Location code(s): 2L00 - SIOUX LOOKOUT

Data source date:
27-Jan-2025

Report Generated on:
31-Jan-2025 1:14:45 PM

**OPP Detachment Board Report
Collision Reporting System
October - December 2024**



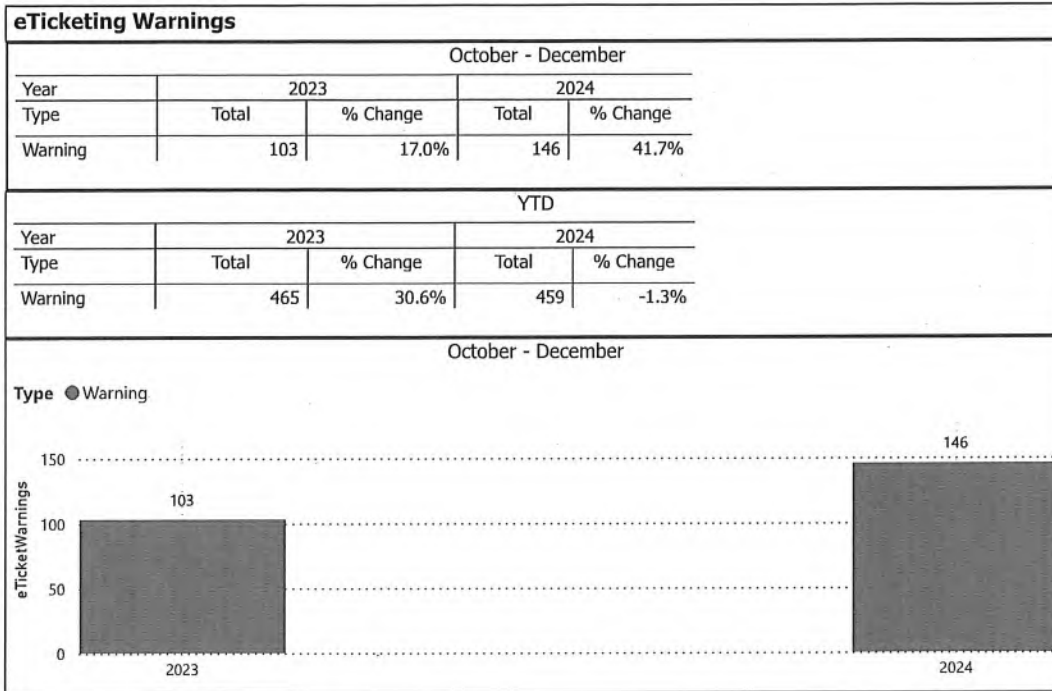
Data source (Collision Reporting System) date:
27-Jan-2025

Detachment: 2L - SIOUX LOOKOUT
Location code(s): 2L00 - SIOUX LOOKOUT

Area(s): 2012 - Sioux Lookout (Jud/Jor/Dir/Ver)
Data source date:
27-Jan-2025

Report Generated on:
31-Jan-2025 1:14:45 PM

**OPP Detachment Board Report
Records Management System
October - December 2024**



Note: The eTicketing system was not fully implemented until the end of 2022, therefore data is only available beginning in 2023. % Change in 2023 may appear higher in this report due to the incomplete 2022 data.

Detachment: 2L - SIOUX LOOKOUT
Location code(s): 2L00 - SIOUX LOOKOUT

Area(s): 2012 - Sioux Lookout (Jud/Jor/Der/Ver)
Data source date:
27-Jan-25

Report Generated on:
31-Jan-2025 1:21:06 PM

**OPP Detachment Board Report
Collision Reporting System
October - December 2024**

Fatalities in Detachment Area - Incidents									
October - December									
Type	Motor Vehicle			Motorized Snow Vehicle			Off-Road Vehicle		
Year	Alcohol/Drugs	Incidents	% Change	Alcohol/Drugs	Incidents	% Change	Alcohol/Drugs	Incidents	% Change
2022	0	0	--	0	0	--	0	0	--
2023	0	0	--	0	0	--	0	0	--
2024	0	0	--	0	0	--	0	0	--

YTD									
Type	Motor Vehicle			Motorized Snow Vehicle			Off-Road Vehicle		
Year	Alcohol/Drugs	Incidents	% Change	Alcohol/Drugs	Incidents	% Change	Alcohol/Drugs	Incidents	% Change
2022	0	0	--	0	0	--	0	0	--
2023	0	0	--	0	0	--	0	0	--
2024	0	0	--	0	0	--	0	0	--

Fatalities in Detachment Area - Persons Killed						
October - December						
Type	Motor Vehicle		Motorized Snow Vehicle		Off-Road Vehicle	
Year	Persons Killed	% Change	Persons Killed	% Change	Persons Killed	% Change
2022	0	--	0	--	0	--
2023	0	--	0	--	0	--
2024	0	--	0	--	0	--

YTD						
Type	Motor Vehicle		Motorized Snow Vehicle		Off-Road Vehicle	
Year	Persons Killed	% Change	Persons Killed	% Change	Persons Killed	% Change
2022	0	--	0	--	0	--
2023	0	--	0	--	0	--
2024	0	--	0	--	0	--

Primary Causal Factors in Fatal Motor Vehicle Collisions						
	October - December			YTD		
	2022	2023	2024	2022	2023	2024
Speeding	0	0	0	0	0	0
Speeding % Change	--	--	--	--	--	--
Distracted	0	0	0	0	0	0
Distracted % Change	--	--	--	--	--	--
Alcohol/Drugs	0	0	0	0	0	0
Alcohol/Drugs % Change	--	--	--	--	--	--
Wildlife	0	0	0	0	0	0
Wildlife % Change	--	--	--	--	--	--
NoSeatbelt	0	0	0	0	0	0
NoSeatbelt YoY%	--	--	--	--	--	--

Data source (Collision Reporting System) date:
27-Jan-2025

Detachment: 2L - SIOUX LOOKOUT
Location code(s): 2L00 - SIOUX LOOKOUT

Area(s): 2012 - Sioux Lookout (Jud/Jor/Der/Ver)
Data source date:
27-Jan-2025

Report Generated on:
31-Jan-2025 1:14:45 PM

OPP Detachment Board Report
Report Information Page

Report Data Source Information:

Data Sources Utilized

- Niche RMS – CTSB Data Feed
- Collision Reporting System (eCRS)
- POIB File Manager
- Daily Activity Reporting System

Niche RMS

RMS data presented in this report is dynamic in nature and any numbers may change over time as the OPP continue to investigate and solve crime.

The following report tabs acquire their data from the OPP Niche RMS – CTSB Data Feed

- Complaints (Public Complaints Section Only)
- Charges
- Warnings
- Violent Crime
- Property Crime
- Drug Crime
- Clearance Rate
- Unfounded
- Other Crime
- Youth Charges
- MHA – Mental Health Act
- Overdose
- Victim Services

Collision Reporting System (eCRS)

Traffic related data for Collisions and Fatalities are collected from the OPP eCRS application.

The following report tabs acquire their data from the OPP eCRS (Collision Reporting System)

- Collisions
- Fatalities

DAR (Daily Activity Reporting)

Patrol hours are collected from the OPP DAR-application.

The following report tabs acquire their data from the OPP DAR (Daily Activity Reporting)

- Complaints (Patrol Hours Section Only)



Calls For Service (CFS) Billing Summary Report

Sioux Lookout (Jud/Jor/Der/Ver) October to December - 2024

Billing Categories <i>(Billing categories below do not match traditional crime groupings)</i>	2024				2023			
	October to December	Year to Date	Time Standard	Year To Date Weighted Hours	October to December	Year to Date	Time Standard	Year To Date Weighted Hours
Violent Criminal Code	79	418	15.4	6,437.2	97	450	15.4	6,930.0
Property Crime Violations	48	292	6.3	1,839.6	81	349	6.3	2,198.7
Other Criminal Code Violations (Excluding traffic)	112	488	7.3	3,562.4	104	421	7.3	3,073.3
Drug Possession	3	28	6.9	193.2	6	34	6.9	234.6
Drugs	4	32	80.6	2,579.2	7	29	80.6	2,337.4
Statutes & Acts	146	551	3.5	1,928.5	152	607	3.5	2,124.5
Operational	621	2,946	3.8	11,194.8	630	2,463	3.8	9,359.4
Operational2	103	436	1.5	654.0	73	368	1.5	552.0
Traffic	22	91	3.8	345.8	25	106	3.8	402.8
Total	1,138	5,282		28,734.7	1,175	4,827		27,212.7

Note to Detachment Commanders:

- The content of each report is to be shared by the Detachment Commander only with the municipality for which it was generated. The municipality may treat this as a public document and distribute it as they wish.
- All data is sourced from the Niche RMS application. Included are 'reported' occurrences (actuals and unfounded occurrences) for 'billable' occurrences ONLY. Data is refreshed on a weekly basis.
- The Traffic category includes motor vehicle collision (MVC) occurrences entered into Niche (UCR code 8521). MVCs are NOT sourced from the eCRS application for this report.
- Only the primary violation is counted within an occurrence.
- Time standards displayed are for the 2024 billing period.

Note to Municipalities:

- Data contained within this report is dynamic in nature and numbers will change over time as the Ontario Provincial Police continues to investigate and solve crime.
- This report is NOT to be used for crime trend analysis as not all occurrences are included.
- Data groupings within this report do not match traditional crime groupings seen in other public reports such as the OPP Police Services Board reports or Statistics Canada reporting.



Calls For Service (CFS) Billing Summary Report

Sioux Lookout (Jud/Jor/Der/Ver) October to December - 2024

Billing Categories <i>(Billing categories below do not match traditional crime groupings)</i>		2024				2023			
		October to December	Year to Date	Time Standard	Year To Date Weighted Hours	October to December	Year to Date	Time Standard	Year To Date Weighted Hours
Violent Criminal Code	Murder 1st Degree	0	0		0.0	0	1	15.4	15.4
	Murder 2nd Degree	0	0		0.0	0	1	15.4	15.4
	Sexual offence occurring prior to January 4, 1983	0	0		0.0	0	1	15.4	15.4
	Aggravated Sexual Assault	0	0		0.0	0	1	15.4	15.4
	Sexual Assault With a Weapon	0	1	15.4	15.4	0	1	15.4	15.4
	Sexual Assault	4	39	15.4	600.6	13	44	15.4	677.6
	Sexual Interference	2	3	15.4	46.2	2	4	15.4	61.6
	Bestiality - Commit/Compel/Incite Person	0	1	15.4	15.4	0	0		0.0
	Non-Consensual Distribution of Intimate Images	0	0		0.0	0	2	15.4	30.8
	Aggravated Assault-Level 3	0	2	15.4	30.8	1	6	15.4	92.4
	Assault With Weapon or Causing Bodily Harm-Level 2	17	64	15.4	985.6	19	73	15.4	1,124.2
	Assault-Level 1	38	218	15.4	3,357.2	47	239	15.4	3,680.6
	Using firearm (or imitation) in commission of offence	0	0		0.0	0	1	15.4	15.4
	Pointing a Firearm	0	1	15.4	15.4	0	0		0.0
	Assault Peace Officer	2	16	15.4	246.4	1	12	15.4	184.8
	Assault Peace Officer w/weapon Bodily Harm	0	1	15.4	15.4	1	5	15.4	77.0
	Other Assaults / Admin Noxious thing	0	0		0.0	0	2	15.4	30.8
	Forcible confinement	0	0		0.0	1	4	15.4	61.6
	Robbery, With Threat of Violence	1	6	15.4	92.4	0	0		0.0
	Robbery - Pursesnatch With Violence	0	4	15.4	61.6	1	1	15.4	15.4
	Robbery - Other	0	0		0.0	0	5	15.4	77.0
	Extortion	0	1	15.4	15.4	0	3	15.4	46.2
	Criminal Harassment	4	11	15.4	169.4	2	6	15.4	92.4
Indecent/Harassing Communications	0	5	15.4	77.0	1	7	15.4	107.8	
Utter Threats -Master code	0	0		0.0	0	4	15.4	61.6	



Calls For Service (CFS) Billing Summary Report

Sioux Lookout (Jud/Jor/Der/Ver) October to December - 2024

Billing Categories <i>(Billing categories below do not match traditional crime groupings)</i>		2024				2023			
		October to December	Year to Date	Time Standard	Year To Date Weighted Hours	October to December	Year to Date	Time Standard	Year To Date Weighted Hours
Violent Criminal Code	Utter Threats to Person	10	42	15.4	646.8	8	27	15.4	415.8
	Utter Threats to Person -Police Officer	0	1	15.4	15.4	0	0		0.0
	Arson: Disregard for Human Life	1	2	15.4	30.8	0	0		0.0
	Total	79	418	15.4	6,437.2	97	450	15.4	6,930.0
Property Crime Violations	Arson - Auto	0	1	6.3	6.3	0	0		0.0
	Arson - Building	0	1	6.3	6.3	0	2	6.3	12.6
	Arson - Others	0	0		0.0	1	1	6.3	6.3
	Break & Enter	6	35	6.3	220.5	11	43	6.3	270.9
	Unlawful in a dwelling house	2	8	6.3	50.4	1	2	6.3	12.6
	Theft Over -master code	0	1	6.3	6.3	0	0		0.0
	Theft Over - Trailers	0	0		0.0	1	1	6.3	6.3
	Theft Over - Other Theft	0	1	6.3	6.3	0	2	6.3	12.6
	Theft of Motor Vehicle	0	9	6.3	56.7	0	2	6.3	12.6
	Theft of - Automobile	0	2	6.3	12.6	0	0		0.0
	Theft of - Trucks	1	1	6.3	6.3	0	0		0.0
	Theft Under -master code	4	8	6.3	50.4	6	17	6.3	107.1
	Theft under - Farm Agricultural Produce	0	1	6.3	6.3	0	0		0.0
	Theft under - Bicycles	0	10	6.3	63.0	3	5	6.3	31.5
	Theft under - Building	0	1	6.3	6.3	1	1	6.3	6.3
	Theft under - Persons	2	6	6.3	37.8	1	10	6.3	63.0
	Theft under - Other Theft	7	35	6.3	220.5	11	48	6.3	302.4
	Theft under - Boat (Vessel)	0	2	6.3	12.6	0	0		0.0
	Theft under - Boat Motor	0	1	6.3	6.3	0	0		0.0
	Theft Under - Gasoline Drive-off	0	1	6.3	6.3	0	1	6.3	6.3
	Theft FROM Motor Vehicle Under \$5,000	1	9	6.3	56.7	2	8	6.3	50.4
Theft Under \$5,000 [SHOPLIFTING]	4	24	6.3	151.2	6	39	6.3	245.7	
Possession of Stolen Goods over \$5,000	0	0		0.0	0	1	6.3	6.3	



Calls For Service (CFS) Billing Summary Report

Sioux Lookout (Jud/Jor/Der/Ver) October to December - 2024

Billing Categories <i>(Billing categories below do not match traditional crime groupings)</i>		2024				2023			
		October to December	Year to Date	Time Standard	Year To Date Weighted Hours	October to December	Year to Date	Time Standard	Year To Date Weighted Hours
Property Crime Violations	Possession of Stolen Goods under \$5,000	0	1	6.3	6.3	0	5	6.3	31.5
	Fraud -Master code	0	1	6.3	6.3	0	1	6.3	6.3
	Fraud - Steal/Forge/Poss./ Use Credit Card	0	6	6.3	37.8	2	4	6.3	25.2
	Fraud - False Pretence <= \$5,000	0	2	6.3	12.6	1	1	6.3	6.3
	Fraud - Fraud through mails	0	1	6.3	6.3	0	0		0.0
	Fraud -Money/ property/security > \$5,000	0	1	6.3	6.3	2	5	6.3	31.5
	Fraud -Money/ property/security <= \$5,000	3	11	6.3	69.3	6	16	6.3	100.8
	Fraud - Transportation	0	1	6.3	6.3	1	2	6.3	12.6
	Fraud - Other	0	1	6.3	6.3	1	5	6.3	31.5
	Personation with Intent (fraud)	0	1	6.3	6.3	0	1	6.3	6.3
	False Pretence -other	0	0		0.0	1	1	6.3	6.3
	Breach of Trust (fraud-corruption)	0	1	6.3	6.3	0	0		0.0
	Fraud - False Pretence > \$5,000	1	2	6.3	12.6	0	0		0.0
	Mischief - master code	13	79	6.3	497.7	17	85	6.3	535.5
	Mischief [Graffiti - Non Gang Related]	0	3	6.3	18.9	0	4	6.3	25.2
	Interfere with lawful use, enjoyment of property	3	16	6.3	100.8	4	19	6.3	119.7
	Property Damage	1	8	6.3	50.4	2	17	6.3	107.1
Total	48	292	6.3	1,839.6	81	349	6.3	2,198.7	
Other Criminal Code Violations (Excluding traffic)	Possess Firearm while prohibited	0	0		0.0	0	2	7.3	14.6
	Other Criminal Code * Sec.78 - Sec.96	0	1	7.3	7.3	0	0		0.0
	Offensive Weapons-Possession of Weapons	4	12	7.3	87.6	2	11	7.3	80.3
	Offensive Weapons-Carry concealed	1	4	7.3	29.2	2	8	7.3	58.4
	Offensive Weapons-Prohibited	0	0		0.0	0	1	7.3	7.3



Calls For Service (CFS) Billing Summary Report

Sioux Lookout (Jud/Jor/Der/Ver) October to December - 2024

Billing Categories <i>(Billing categories below do not match traditional crime groupings)</i>		2024				2023			
		October to December	Year to Date	Time Standard	Year To Date Weighted Hours	October to December	Year to Date	Time Standard	Year To Date Weighted Hours
Other Criminal Code Violations (Excluding traffic)	Offensive Weapons-Other Offensive Weapons	0	0		0.0	0	3	7.3	21.9
	Offensive Weapons-False Statements	0	0		0.0	0	1	7.3	7.3
	Breach of Firearms regulation -unsafe storage	0	0		0.0	0	1	7.3	7.3
	Bail Violations - Master code	0	0		0.0	0	1	7.3	7.3
	Bail Violations - Fail To Comply	47	203	7.3	1,481.9	43	170	7.3	1,241.0
	Bail Violations - Others	0	0		0.0	0	2	7.3	14.6
	Bail Violations - Recognizance	0	1	7.3	7.3	0	1	7.3	7.3
	Disturb the Peace	38	169	7.3	1,233.7	35	141	7.3	1,029.3
	Indecent acts -Master code	0	2	7.3	14.6	0	3	7.3	21.9
	Indecent acts -Other	0	13	7.3	94.9	2	5	7.3	36.5
	Nudity -public/private property	0	1	7.3	7.3	1	1	7.3	7.3
	Obstruct Public Peace Officer	1	9	7.3	65.7	1	12	7.3	87.6
	Trespass at Night	4	12	7.3	87.6	3	6	7.3	43.8
	Breach of Probation	14	46	7.3	335.8	7	29	7.3	211.7
	Breach of Probation - In relation to children	0	1	7.3	7.3	0	0		0.0
	Utter Threats to Property / Animals	0	1	7.3	7.3	1	3	7.3	21.9
	Offensive Weapons-Careless use of firearms	0	4	7.3	29.2	0	0		0.0
	Disobey court order/Misconduct executing process	0	0		0.0	2	4	7.3	29.2
	Obstruct Justice/Fabricate Evidence	0	0		0.0	0	1	7.3	7.3
	Public mischief - mislead peace officer	2	5	7.3	36.5	4	10	7.3	73.0
Personate Peace Officer	0	0		0.0	0	1	7.3	7.3	
Contraband Tobacco	1	1	7.3	7.3	0	0		0.0	
Possession of Burglary Tools	0	1	7.3	7.3	0	0		0.0	
False Fire Alarm (CC Charge)	0	1	7.3	7.3	0	0		0.0	



Calls For Service (CFS) Billing Summary Report

Sioux Lookout (Jud/Jor/Der/Ver) October to December - 2024

Billing Categories <i>(Billing categories below do not match traditional crime groupings)</i>		2024				2023			
		October to December	Year to Date	Time Standard	Year To Date Weighted Hours	October to December	Year to Date	Time Standard	Year To Date Weighted Hours
Other Criminal Code Violations (Excluding traffic)	Causing unnecessary suffering to Animals	0	1	7.3	7.3	0	1	7.3	7.3
	Other Criminal Code * Sec.462 - Sec.753	0	0		0.0	1	3	7.3	21.9
	Total	112	488	7.3	3,562.4	104	421	7.3	3,073.3
Drug Possession	Possession Cocaine	0	13	6.9	89.7	1	9	6.9	62.1
	Possession Other Controlled Drugs and Substance Act	0	8	6.9	55.2	2	8	6.9	55.2
	Possession - Methamphetamine (Crystal Meth)	1	3	6.9	20.7	0	2	6.9	13.8
	Possession û Opioid (other than heroin)	0	0		0.0	0	2	6.9	13.8
	Drug related occurrence	2	4	6.9	27.6	3	13	6.9	89.7
	Total	3	28	6.9	193.2	6	34	6.9	234.6
Drugs	Trafficking Cocaine	2	19	80.6	1,531.4	5	15	80.6	1,209.0
	Trafficking Other Controlled Drugs and Substance Act	0	6	80.6	483.6	0	1	80.6	80.6
	Trafficking - Methamphetamine (Crystal Meth)	2	6	80.6	483.6	2	10	80.6	806.0
	Trafficking û Opioid (other than heroin)	0	1	80.6	80.6	0	2	80.6	161.2
	Distribution of cannabis to youth, by adult	0	0		0.0	0	1	80.6	80.6
	Total	4	32	80.6	2,579.2	7	29	80.6	2,337.4
Statutes & Acts	Youth Criminal Justice Act (YCJA)	1	2	3.5	7.0	2	2	3.5	7.0
	Landlord/Tenant	3	16	3.5	56.0	3	19	3.5	66.5
	Mental Health Act	35	99	3.5	346.5	15	68	3.5	238.0
	Mental Health Act - No contact with Police	3	12	3.5	42.0	2	8	3.5	28.0
	Mental Health Act - Attempt Suicide	14	44	3.5	154.0	9	43	3.5	150.5
	Mental Health Act - Threat of Suicide	30	90	3.5	315.0	12	79	3.5	276.5
	Mental Health Act - Voluntary Transport	10	49	3.5	171.5	20	81	3.5	283.5
	Mental Health Act - Placed on Form	4	18	3.5	63.0	7	21	3.5	73.5
	Mental Health Act - Apprehension	13	42	3.5	147.0	13	65	3.5	227.5
	Custody Dispute	0	0		0.0	0	1	3.5	3.5



Calls For Service (CFS) Billing Summary Report

Sioux Lookout (Jud/Jor/Der/Ver) October to December - 2024

Billing Categories <i>(Billing categories below do not match traditional crime groupings)</i>		2024				2023			
		October to December	Year to Date	Time Standard	Year To Date Weighted Hours	October to December	Year to Date	Time Standard	Year To Date Weighted Hours
Statutes & Acts	Trespass To Property Act	33	179	3.5	626.5	69	219	3.5	766.5
	Family Law Act - Order for possession of matrimonial home	0	0		0.0	0	1	3.5	3.5
	Total	146	551	3.5	1,928.5	152	607	3.5	2,124.5
Operational	Animal -Master code	1	1	3.8	3.8	0	0		0.0
	Animal - Bear Complaint	2	13	3.8	49.4	2	4	3.8	15.2
	Animal - Left in Vehicle	0	0		0.0	0	1	3.8	3.8
	Animal Bite	0	3	3.8	11.4	1	2	3.8	7.6
	Animal Stray	4	16	3.8	60.8	3	8	3.8	30.4
	Animal Injured	0	0		0.0	1	4	3.8	15.2
	Animal - Other	0	2	3.8	7.6	0	8	3.8	30.4
	Animal - Dog Owners Liability Act	3	6	3.8	22.8	0	6	3.8	22.8
	Alarm -Others	0	1	3.8	3.8	0	0		0.0
	False Alarm - Warning Issued	0	1	3.8	3.8	0	0		0.0
	Domestic Disturbance	51	182	3.8	691.6	37	154	3.8	585.2
	Suspicious Person	20	124	3.8	471.2	29	94	3.8	357.2
	Homeless Person	0	0		0.0	2	7	3.8	26.6
	Phone -Master code	0	1	3.8	3.8	0	0		0.0
	Phone -Nuisance - No Charges Laid	0	0		0.0	0	4	3.8	15.2
	Phone -Threatening - No Charges Laid	0	1	3.8	3.8	1	2	3.8	7.6
	Phone -Other - No Charges Laid	0	2	3.8	7.6	1	1	3.8	3.8
	False Fire Alarm - Building	0	0		0.0	0	2	3.8	7.6
	Fire -master code	1	1	3.8	3.8	0	0		0.0
	Fire - Building	0	6	3.8	22.8	0	4	3.8	15.2
	Fire - Vehicle	0	1	3.8	3.8	0	1	3.8	3.8
	Fire - Other	11	30	3.8	114.0	2	20	3.8	76.0
	Insecure Condition - Master code	5	64	3.8	243.2	4	14	3.8	53.2
	Insecure Condition - Building	3	39	3.8	148.2	0	1	3.8	3.8
	Insecure Condition - Others	0	0		0.0	0	1	3.8	3.8
	Missing Person under 12	1	1	3.8	3.8	0	2	3.8	7.6



Calls For Service (CFS) Billing Summary Report

Sioux Lookout (Jud/Jor/Der/Ver) October to December - 2024

Billing Categories <i>(Billing categories below do not match traditional crime groupings)</i>		2024				2023			
		October to December	Year to Date	Time Standard	Year To Date Weighted Hours	October to December	Year to Date	Time Standard	Year To Date Weighted Hours
Operational	Missing Person 12 & older	1	8	3.8	30.4	1	18	3.8	68.4
	Missing Person Located Under 12	0	1	3.8	3.8	0	6	3.8	22.8
	Missing Person Located 12 & older	9	27	3.8	102.6	4	62	3.8	235.6
	Noise Complaint - Master code	19	65	3.8	247.0	9	54	3.8	205.2
	Noise Complaint - Vehicle	0	0		0.0	0	1	3.8	3.8
	Noise Complaint - Residence	3	16	3.8	60.8	3	12	3.8	45.6
	Noise Complaint - Business	1	2	3.8	7.6	0	0		0.0
	Noise Complaint - Animal	2	4	3.8	15.2	0	1	3.8	3.8
	Noise Complaint - Others	3	15	3.8	57.0	1	7	3.8	26.6
	Accident -non MVC - Others	0	1	3.8	3.8	0	0		0.0
	Found Property - Master code	4	34	3.8	129.2	3	24	3.8	91.2
	Found - License Plate	0	1	3.8	3.8	0	0		0.0
	Found - Vehicle Accessories	1	1	3.8	3.8	0	0		0.0
	Found-Personal Accessories	1	6	3.8	22.8	3	8	3.8	30.4
	Found-Household Property	3	14	3.8	53.2	1	9	3.8	34.2
	Found-Radio,TV,Sound-Reprod. Equip.	0	0		0.0	0	1	3.8	3.8
	Found-Sporting Goods, Hobby Equip.	0	0		0.0	1	2	3.8	7.6
	Found-Machinery & Tools	0	0		0.0	1	1	3.8	3.8
	Found-Bicycles	0	2	3.8	7.6	0	0		0.0
	Found-Others	0	2	3.8	7.6	1	3	3.8	11.4
	Lost Property -Master code	4	17	3.8	64.6	3	20	3.8	76.0
	Lost License Plate	0	0		0.0	0	1	3.8	3.8
	Lost - Computer, parts & accessories	0	1	3.8	3.8	0	0		0.0
Lost - Vehicle Accessories	0	0		0.0	0	1	3.8	3.8	
Lost-Personal Accessories	0	5	3.8	19.0	2	3	3.8	11.4	



Calls For Service (CFS) Billing Summary Report

Sioux Lookout (Jud/Jor/Der/Ver) October to December - 2024

Billing Categories <i>(Billing categories below do not match traditional crime groupings)</i>		2024				2023			
		October to December	Year to Date	Time Standard	Year To Date Weighted Hours	October to December	Year to Date	Time Standard	Year To Date Weighted Hours
Operational	Lost-Household Property	1	6	3.8	22.8	0	4	3.8	15.2
	Lost-Radio,TV,Sound-Reprod. Equip.	0	1	3.8	3.8	0	0		0.0
	Lost-Sporting Goods, Hobby Equip.	0	0		0.0	0	1	3.8	3.8
	Lost-Bicycles	0	0		0.0	0	1	3.8	3.8
	Lost-Others	0	2	3.8	7.6	1	2	3.8	7.6
	Sudden Death - master code	1	1	3.8	3.8	0	1	3.8	3.8
	Sudden Death - Suicide	0	1	3.8	3.8	0	1	3.8	3.8
	Sudden Death - Natural Causes	3	8	3.8	30.4	3	8	3.8	30.4
	Sudden Death - Others	0	2	3.8	7.6	0	0		0.0
	Found Human Remains - Suspected Homicide	0	0		0.0	0	2	3.8	7.6
	Sudden Death - Apparent Overdose-Overdose	0	1	3.8	3.8	0	0		0.0
	Suspicious Vehicle	0	14	3.8	53.2	6	18	3.8	68.4
	Trouble with Youth	53	133	3.8	505.4	30	136	3.8	516.8
	Medical Assistance - Master code	0	0		0.0	0	6	3.8	22.8
	Medical Assistance - Other	0	4	3.8	15.2	3	32	3.8	121.6
	Vehicle Recovered - Automobile	0	3	3.8	11.4	1	1	3.8	3.8
	Vehicle Recovered - Trucks	0	1	3.8	3.8	0	0		0.0
	Vehicle Recovered - Other	0	0		0.0	1	1	3.8	3.8
	Unwanted Persons	154	886	3.8	3,366.8	203	774	3.8	2,941.2
	Neighbour Dispute	6	29	3.8	110.2	6	24	3.8	91.2
	Other Municipal By-Laws	0	3	3.8	11.4	0	3	3.8	11.4
	Overdose/Suspected Overdose - Opioid Related	0	1	3.8	3.8	0	1	3.8	3.8
	Overdose/Suspected Overdose - Naloxone by Police	0	1	3.8	3.8	0	0		0.0
Assist Fire Department	4	15	3.8	57.0	0	6	3.8	22.8	



Calls For Service (CFS) Billing Summary Report

Sioux Lookout (Jud/Jor/Der/Ver) October to December - 2024

Billing Categories <i>(Billing categories below do not match traditional crime groupings)</i>		2024				2023			
		October to December	Year to Date	Time Standard	Year To Date Weighted Hours	October to December	Year to Date	Time Standard	Year To Date Weighted Hours
Operational	Assist Public	227	987	3.8	3,750.6	220	716	3.8	2,720.8
	Distressed/Overdue Motorist	0	2	3.8	7.6	2	12	3.8	45.6
	Compassionate Message	0	0		0.0	0	1	3.8	3.8
	Family Dispute	19	128	3.8	486.4	38	138	3.8	524.4
	Total	621	2,946	3.8	11,194.8	630	2,463	3.8	9,359.4
Operational2	False Alarm-Accidental Trip	1	2	1.5	3.0	0	0		0.0
	False Alarm-Malfunction	0	1	1.5	1.5	0	0		0.0
	False Holdup Alarm-Accidental Trip	6	24	1.5	36.0	3	12	1.5	18.0
	False Alarm -Others	38	141	1.5	211.5	18	101	1.5	151.5
	Keep the Peace	36	138	1.5	207.0	21	109	1.5	163.5
	911 call / 911 hang up	14	67	1.5	100.5	11	54	1.5	81.0
	911 hang up - Pocket Dial	1	2	1.5	3.0	0	1	1.5	1.5
	911 call - Dropped Cell	7	61	1.5	91.5	20	91	1.5	136.5
	Total	103	436	1.5	654.0	73	368	1.5	552.0
Traffic	MVC - Personal Injury (MOTOR VEHICLE COLLISION)	0	1	3.8	3.8	2	5	3.8	19.0
	MVC - Prop. Dam. Non Reportable	14	47	3.8	178.6	10	46	3.8	174.8
	MVC - Prop. Dam. Reportable (MOTOR VEHICLE COLLISION)	8	35	3.8	133.0	10	47	3.8	178.6
	MVC - Prop. Dam. Failed to Remain (MOTOR VEHICLE COLLISION)	0	6	3.8	22.8	3	5	3.8	19.0
	MVC - Pers. Inj. Failed To Remain (MOTOR VEHICLE COLLISION)	0	1	3.8	3.8	0	1	3.8	3.8
	MVC - Others (MOTOR VEHICLE COLLISION)	0	1	3.8	3.8	0	2	3.8	7.6
	Total	22	91	3.8	345.8	25	106	3.8	402.8
Total	1,138	5,282		28,734.7	1,175	4,827		27,212.7	

Note to Detachment Commanders:

- The content of each report is to be shared by the Detachment Commander only with the municipality for which it was generated. The municipality may treat this as a public document and distribute it as they wish.
- All data is sourced from the Niche RMS application. Included are 'reported' occurrences (actuals and unfounded occurrences) for 'billable'

Report Content Last Updated:
2025/01/18

Report generated by:
Kreis, Michael

Report generated on:
31-Jan-25 3:19:45 PM
Page 9 of 10



Calls For Service (CFS) Billing Summary Report

Sioux Lookout (Jud/Jor/Der/Ver) October to December - 2024

occurrences ONLY. Data is refreshed on a weekly basis.

- The Traffic category includes motor vehicle collision (MVC) occurrences entered into Niche (UCR code 8521). MVCs are NOT sourced from the eCRS application for this report.
- Only the primary violation is counted within an occurrence.
- Time standards displayed are for the 2024 billing period.

Note to Municipalities:

- Data contained within this report is dynamic in nature and numbers will change over time as the Ontario Provincial Police continues to investigate and solve crime.
- This report is NOT to be used for crime trend analysis as not all occurrences are included.
- Data groupings within this report do not match traditional crime groupings seen in other public reports such as the OPP Police Services Board reports or Statistics Canada reporting.



Ontario Provincial Police

Pickle Lake Detachment

Fourth Quarter Report

September– December 2024

Detachment Commander: A/Inspector Michael KREISZ

Operations Manager: A/Staff Sergeant Russ SAUDINO

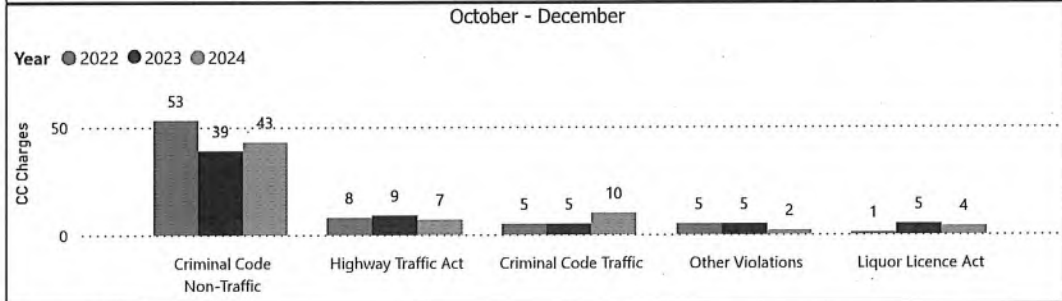
"Working together through engagement Education and Enforcement to identify

Proactive and Innovative strategies to keep our community safe"

**OPP Detachment Board Report
Records Management System
October - December 2024**

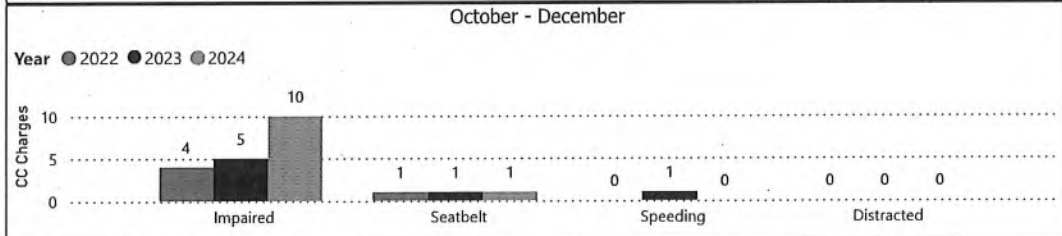
Criminal Code and Provincial Statute Charges Laid						
October - December						
Year	2022		2023		2024	
ChargeCategory1	Offence Count	% Change	Offence Count	% Change	Offence Count	% Change
Criminal Code Non-Traffic	53	--	39	-26.4%	43	10.3%
Criminal Code Traffic	5	--	5	0.0%	10	100.0%
Highway Traffic Act	8	--	9	12.5%	7	-22.2%
Liquor Licence Act	1	--	5	400.0%	4	-20.0%
Other Violations	5	--	5	0.0%	2	-60.0%
Total	72	--	63	-12.5%	66	4.8%

YTD						
Year	2022		2023		2024	
ChargeCategory1	Offence Count	% Change	Offence Count	% Change	Offence Count	% Change
Criminal Code Non-Traffic	173	--	162	-6.4%	183	13.0%
Criminal Code Traffic	23	--	11	-52.2%	15	36.4%
Highway Traffic Act	49	--	66	34.7%	53	-19.7%
Liquor Licence Act	3	--	14	366.7%	15	7.1%
Other Violations	15	--	19	26.7%	16	-15.8%
Total	263	--	272	3.4%	282	3.7%



Traffic Related Charges						
October - December						
Year	2022		2023		2024	
ChargeCategory2	Offence Count	% Change	Offence Count	% Change	Offence Count	% Change
Speeding	0	--	1	--	0	-100.0%
Seatbelt	1	--	1	0.0%	1	0.0%
Impaired	4	--	5	25.0%	10	100.0%
Distracted	0	--	0	--	0	--

YTD						
Year	2022		2023		2024	
ChargeCategory2	Offence Count	% Change	Offence Count	% Change	Offence Count	% Change
Speeding	2	--	3	50.0%	4	33.3%
Seatbelt	3	--	2	-33.3%	1	-50.0%
Impaired	18	--	10	-44.4%	15	50.0%
Distracted	0	--	2	--	0	-100.0%



Detachment: 2L - SIOUX LOOKOUT
Location code(s): 2L20 - PICKLE LAKE

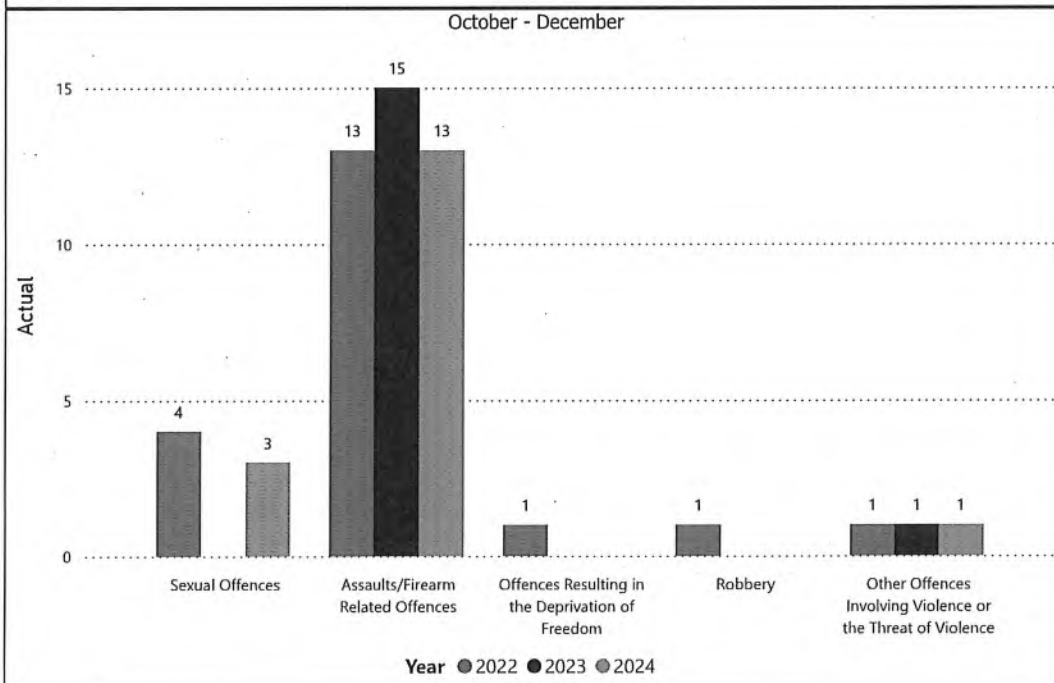
Area(s): 2010 - Pickle Lake
Data source date:
27-Jan-25

Report Generated on:
31-Jan-2025 3:48:03 PM

**OPP Detachment Board Report
Records Management System
October - December 2024**

Violent Crime						
October-December						
Year	2022		2023		2024	
ViolationGrp	Actual	% Change	Actual	% Change	Actual	% Change
Homicides	0	--	0	--	0	--
Other Offences Causing Death	0	--	0	--	0	--
Attempted Murder	0	--	0	--	0	--
Sexual Offences	4	--	0	-100.0%	3	--
Assaults/Firearm Related Offences	13	--	15	15.4%	13	-13.3%
Offences Resulting in the Deprivation of Freedom	1	--	0	-100.0%	0	--
Robbery	1	--	0	-100.0%	0	--
Other Offences Involving Violence or the Threat of Violence	1	--	1	0.0%	1	0.0%
Offences in Relation to Sexual Services	0	--	0	--	0	--
Total	20	--	16	-20.0%	17	6.3%

YTD						
Year	2022		2023		2024	
ViolationGrp	Actual	% Change	Actual	% Change	Actual	% Change
Homicides	0	--	0	--	0	--
Other Offences Causing Death	0	--	0	--	0	--
Attempted Murder	0	--	0	--	0	--
Sexual Offences	12	--	8	-33.3%	9	12.5%
Assaults/Firearm Related Offences	68	--	63	-7.4%	47	-25.4%
Offences Resulting in the Deprivation of Freedom	1	--	0	-100.0%	0	--
Robbery	1	--	0	-100.0%	1	--
Other Offences Involving Violence or the Threat of Violence	4	--	6	50.0%	12	100.0%
Offences in Relation to Sexual Services	0	--	0	--	0	--
Total	86	--	77	-10.5%	69	-10.4%



Detachment: 2L - SIOUX LOOKOUT
Location code(s): 2L20 - PICKLE LAKE

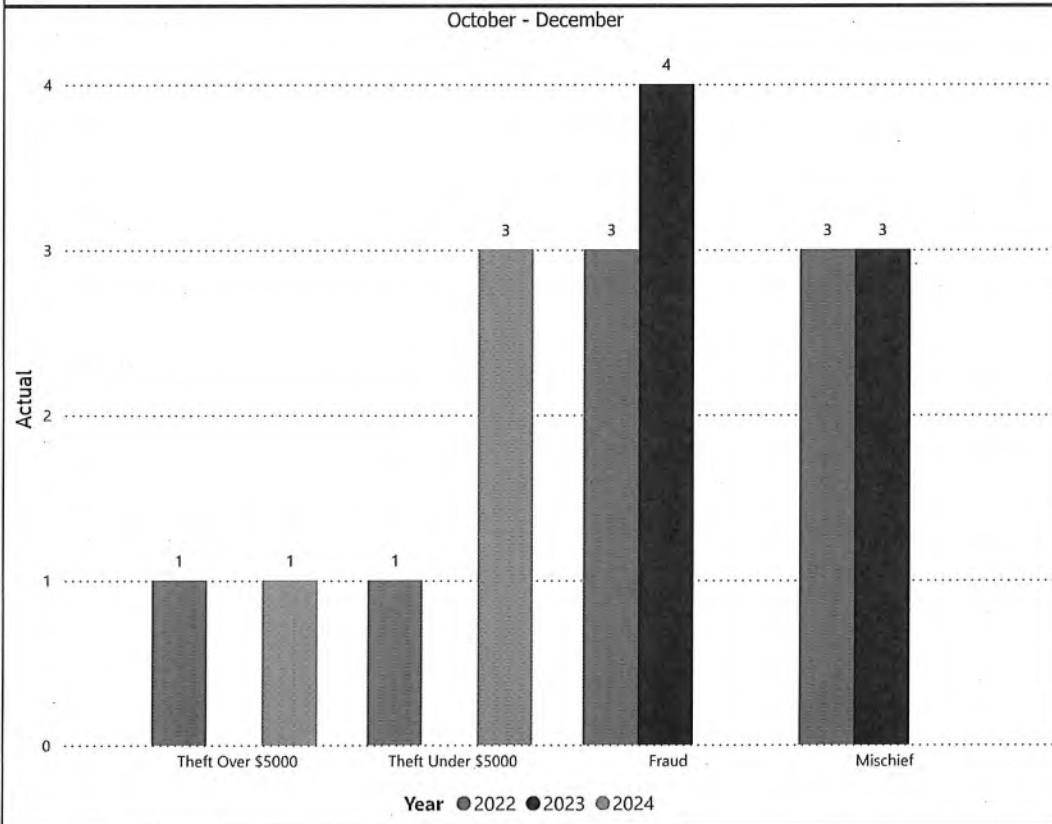
Area(s): 2010 - Pickle Lake
Data source date:
27-Jan-2025

Report Generated on:
31-Jan-2025 3:48:03 PM

**OPP Detachment Board Report
Records Management System
October - December 2024**

Property Crime						
October - December						
Year	2022		2023		2024	
ViolationGrp	Actual	% Change	Actual	% Change	Actual	% Change
Arson	0	--	0	--	0	--
Break and Enter	0	--	0	--	0	--
Theft Over \$5000	1	--	0	-100.0%	1	--
Theft Under \$5000	1	--	0	-100.0%	3	--
Possession/Trafficking Stolen Goods	0	--	0	--	0	--
Fraud	3	--	4	33.3%	0	-100.0%
Mischief	3	--	3	0.0%	0	-100.0%
Total	8	--	7	-12.5%	4	-42.9%

YTD						
Year	2022		2023		2024	
ViolationGrp	Actual	% Change	Actual	% Change	Actual	% Change
Arson	1	--	1	0.0%	0	-100.0%
Break and Enter	4	--	3	-25.0%	5	66.7%
Theft Over \$5000	4	--	2	-50.0%	3	50.0%
Theft Under \$5000	4	--	5	25.0%	6	20.0%
Possession/Trafficking Stolen Goods	0	--	0	--	0	--
Fraud	6	--	6	0.0%	6	0.0%
Mischief	17	--	15	-11.8%	8	-46.7%
Total	36	--	32	-11.1%	28	-12.5%



Detachment: 2L - SIOUX LOOKOUT
Location code(s): 2L20 - PICKLE LAKE

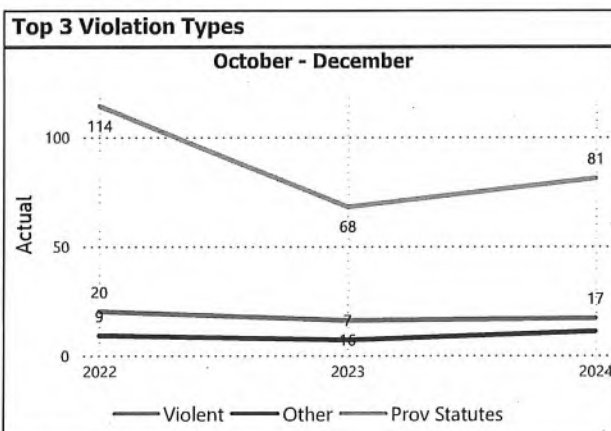
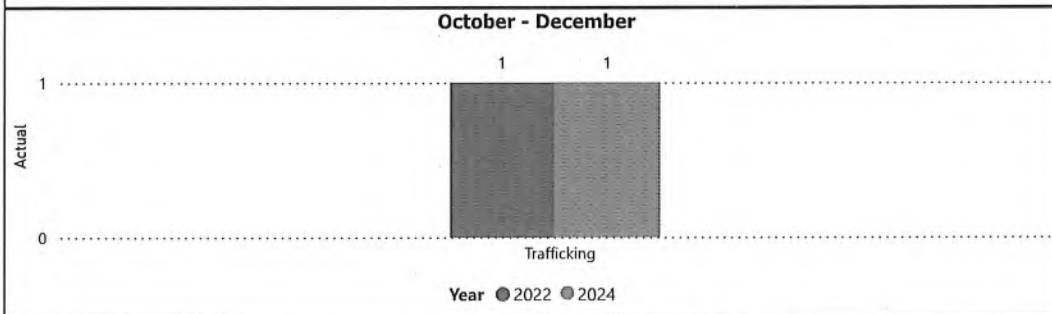
Area(s): 2010 - Pickle Lake
Data source date:
27-Jan-2025

Report Generated on:
31-Jan-2025 3:48:03 PM

**OPP Detachment Board Report
Records Management System
October - December 2024**

Drug Crime						
October - December						
Year	2022		2023		2024	
ViolationGrp	Actual	% Change	Actual	% Change	Actual	% Change
Possession	0	--	0	--	0	--
Trafficking	1	--	0	-100.0%	1	--
Importation & Production	0	--	0	--	0	--
Cannabis Possession	0	--	0	--	0	--
Cannabis Distribution	0	--	0	--	0	--
Cannabis Sale	0	--	0	--	0	--
Cannabis Importation & Exportation	0	--	0	--	0	--
Cannabis Production	0	--	0	--	0	--
Other Cannabis Violations	0	--	0	--	0	--
Total	1	--	0	-100.0%	1	--

YTD						
Year	2022		2023		2024	
ViolationGrp	Actual	% Change	Actual	% Change	Actual	% Change
Possession	2	--	0	-100.0%	1	--
Trafficking	1	--	1	0.0%	2	100.0%
Importation & Production	0	--	0	--	0	--
Cannabis Possession	0	--	0	--	0	--
Cannabis Distribution	0	--	0	--	0	--
Cannabis Sale	0	--	0	--	0	--
Cannabis Importation & Exportation	0	--	0	--	0	--
Cannabis Production	0	--	0	--	0	--
Other Cannabis Violations	0	--	0	--	0	--
Total	3	--	1	-66.7%	3	200.0%



Top 5 Violation Groups

October - December

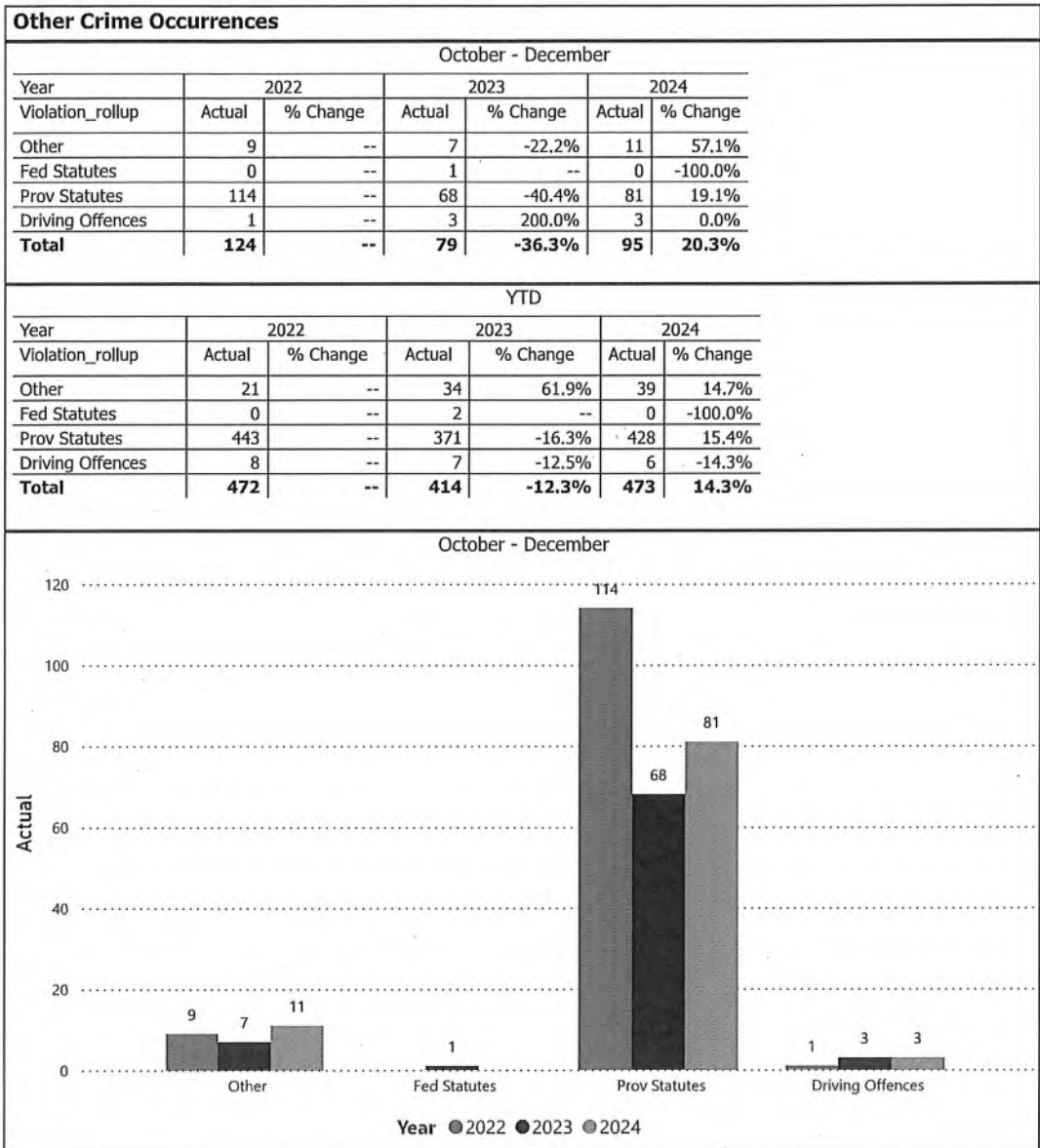
ViolationGrp	2022	2023	2024	Total
Provincial Statutes	114	68	81	263
Assaults/Firearm Related Offences	13	15	13	41
Failure to Comply	6	5	8	19
Disturb the Peace	3	2	3	8
Sexual Offences	4	0	3	7
Fraud	3	4	0	7

Detachment: 2L - SIOUX LOOKOUT
Location code(s): 2L20 - PICKLE LAKE

Area(s): 2010 - Pickle Lake
Data source date:
27-Jan-2025

Report Generated on:
31-Jan-2025 3:48:03 PM

**OPP Detachment Board Report
Records Management System
October - December 2024**



Detachment: 2L - SIOUX LOOKOUT
Location codes: 2L20 - PICKLE LAKE

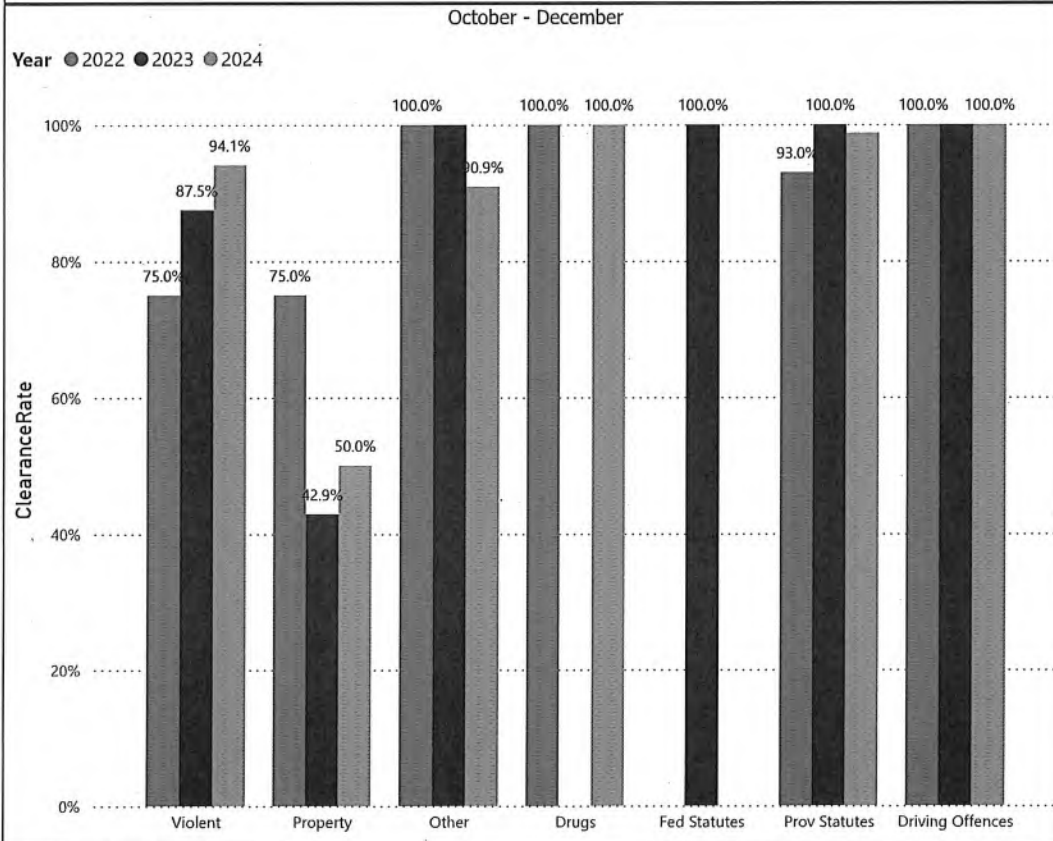
Area(s): 2010 - Pickle Lake
Data source date:
27-Jan-2025

Report Generated on:
31-Jan-2025 3:48:03 PM

**OPP Detachment Board Report
Records Management System
October - December 2024**

Clearance Rate						
October - December						
Year	2022		2023		2024	
	%	% Change	%	% Change	%	% Change
Violent	75.0%	--	87.5%	16.7%	94.1%	7.6%
Property	75.0%	--	42.9%	-42.9%	50.0%	16.7%
Other	100.0%	--	100.0%	0.0%	90.9%	-9.1%
Drugs	100.0%	--		-100.0%	100.0%	--
Fed Statutes			100.0%	--		-100.0%
Prov Statutes	93.0%	--	100.0%	7.5%	98.8%	-1.2%
Driving Offences	100.0%	--	100.0%	0.0%	100.0%	0.0%

YTD						
Year	2022		2023		2024	
	%	% Change	%	% Change	%	% Change
Violation_rollup						
Violent	81.4%	--	85.7%	5.3%	95.7%	11.6%
Property	44.4%	--	59.4%	33.6%	50.0%	-15.8%
Other	85.7%	--	97.1%	13.2%	89.7%	-7.5%
Drugs	100.0%	--	100.0%	0.0%	100.0%	0.0%
Fed Statutes			100.0%	--		-100.0%
Prov Statutes	97.3%	--	98.9%	1.7%	99.1%	0.1%
Driving Offences	100.0%	--	100.0%	0.0%	100.0%	0.0%

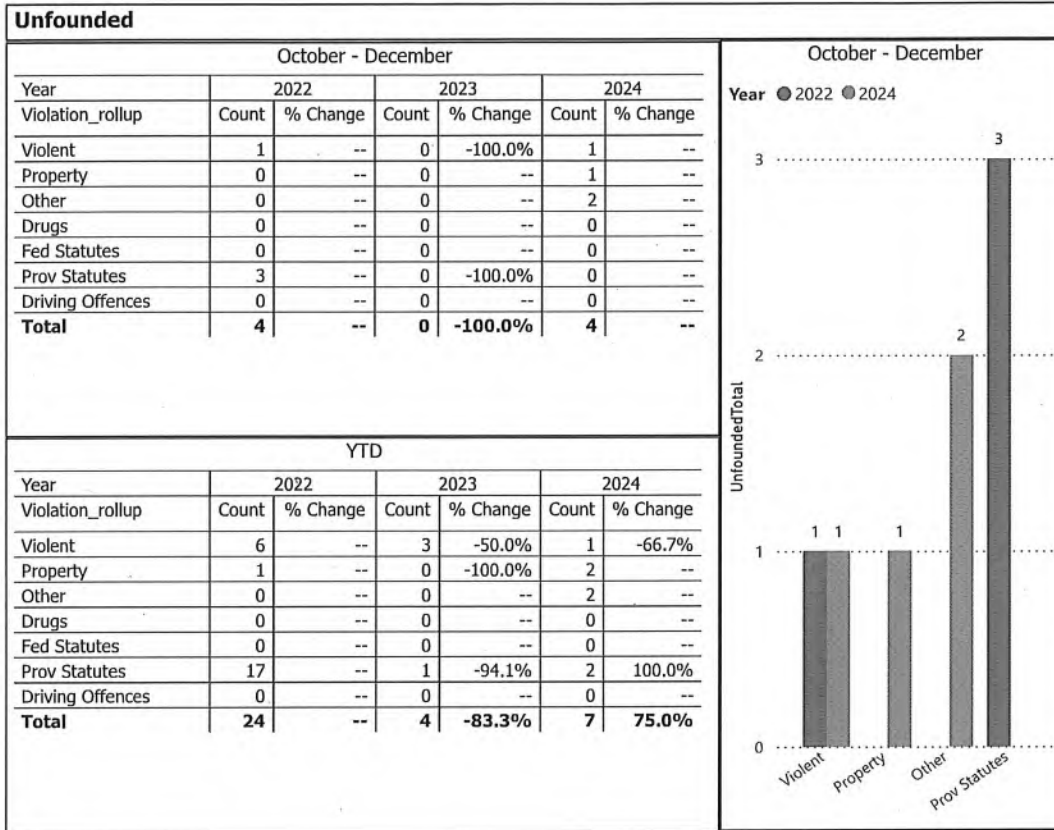


Detachment: 2L - SIOUX LOOKOUT
Location code(s): 2L20 - PICKLE LAKE

Area(s): 2010 - Pickle Lake
Data source date:
27-Jan-2025

Report Generated on:
31-Jan-2025 3:48:03 PM

**OPP Detachment Board Report
Records Management System
October - December 2024**



Detachment: 2L - SIOUX LOOKOUT
Location code(s): 2L20 - PICKLE LAKE

Area(s): 2010 - Pickle Lake
Data source date:
27-Jan-2025

Report Generated on:
31-Jan-2025 3:48:03 PM

**OPP Detachment Board Report
Records Management System
October - December 2024**

Youth Charges by Disposition Type			
October - December			
Disposition_Type	2022	2023	2024
Bail	0	0	0
Conviction	0	0	0
Diversion	2	0	2
NonConviction	2	0	0
NotAccepted	0	0	0
POATicket	0	0	0
Total	4	0	2

YTD			
Disposition_Type	2022	2023	2024
Bail	0	0	0
Conviction	0	0	0
Diversion	5	6	3
NonConviction	5	6	0
NotAccepted	0	0	0
POATicket	0	0	1
Total	10	12	4

Legend: ● Diversion ● NonConviction

Year	Diversion	NonConviction
2022	2	2
2023	0	0
2024	2	0

Youth Charges by Disposition and Occurrence Type							
October - December							
Year	2024						Total
OccType	Bail	Conviction	Diversion	NonConviction	NotAccepted	POATicket	
Assault	0	0	1	0	0	0	1
Other provincial statutes		0	1	0	0	0	1
Total	0	0	2	0	0	0	2

YTD							
Year	2024						Total
OccType	Bail	Conviction	Diversion	NonConviction	NotAccepted	POATicket	
Assault	0	0	1	0	0	0	1
Mischief		0	1	0	0	0	1
Motor vehicle collision		0	0	0	0	1	1
Other provincial statutes		0	1	0	0	0	1
Total	0	0	3	0	0	1	4

The tables and chart on this page present summarized youth charges by disposition and occurrence type that have been recorded in the OPP Niche RMS application. Of note... the Niche data sourced for this report page only lists youth charges that have had a disposition type entered against them. Therefore, please be aware that the counts of youth charges entries on this report page are under stating the potential sum of youth charges that are in OPP Niche RMS.

Detachment: 2L - SIOUX LOOKOUT
Location code(s): 2L20 - PICKLE LAKE

Area(s): 2010 - Pickle Lake
Data source date:
27-Jan-2025

Report Generated on:
31-Jan-2025 3:52:34 PM

**OPP Detachment Board Report
Records Management System
October - December 2024**

Mental Health Act Occurrences		
October - December		
Year	Occurrences	Unfounded
2022	5	0
2023	12	0
2024	12	0

YTD		
Year	Occurrences	Unfounded
2022	36	0
2023	60	0
2024	69	0

Mental Health Act Occurrences by Occurrence Type		
October - December		
Year	2024	
	Occurrences	Unfounded
OccurrenceType		
Attempt or threat of suicide	9	0
Bail violations	1	0
Mental health act	1	0
Trouble with youth	1	0
Total	12	0

Detachment: 2L - SIOUX LOOKOUT
Location code(s): 2L20 - PICKLE LAKE

Areas: 2010 - Pickle Lake
Data source date:
27-Jan-2025

Report Generated on:
31-Jan-2025 3:48:03 PM

**OPP Detachment Board Report
Records Management System
October - December 2024**

Overdose Occurrences				YTD			
October - December				YTD			
Fatal	2022	2023	2024	Fatal	2022	2023	2024
<input type="checkbox"/> Fatal	0	0	0	<input type="checkbox"/> Fatal	1	0	0
non-opioid overdose	0	0	0	non-opioid overdose	1	0	0
opioid overdose	0	0	0	opioid overdose	0	0	0
<input type="checkbox"/> non-Fatal	0	0	0	<input type="checkbox"/> non-Fatal	0	0	1
non-opioid overdose	0	0	0	non-opioid overdose	0	0	1
opioid overdose	0	0	0	opioid overdose	0	0	0
Total	0	0	0	Total	1	0	1

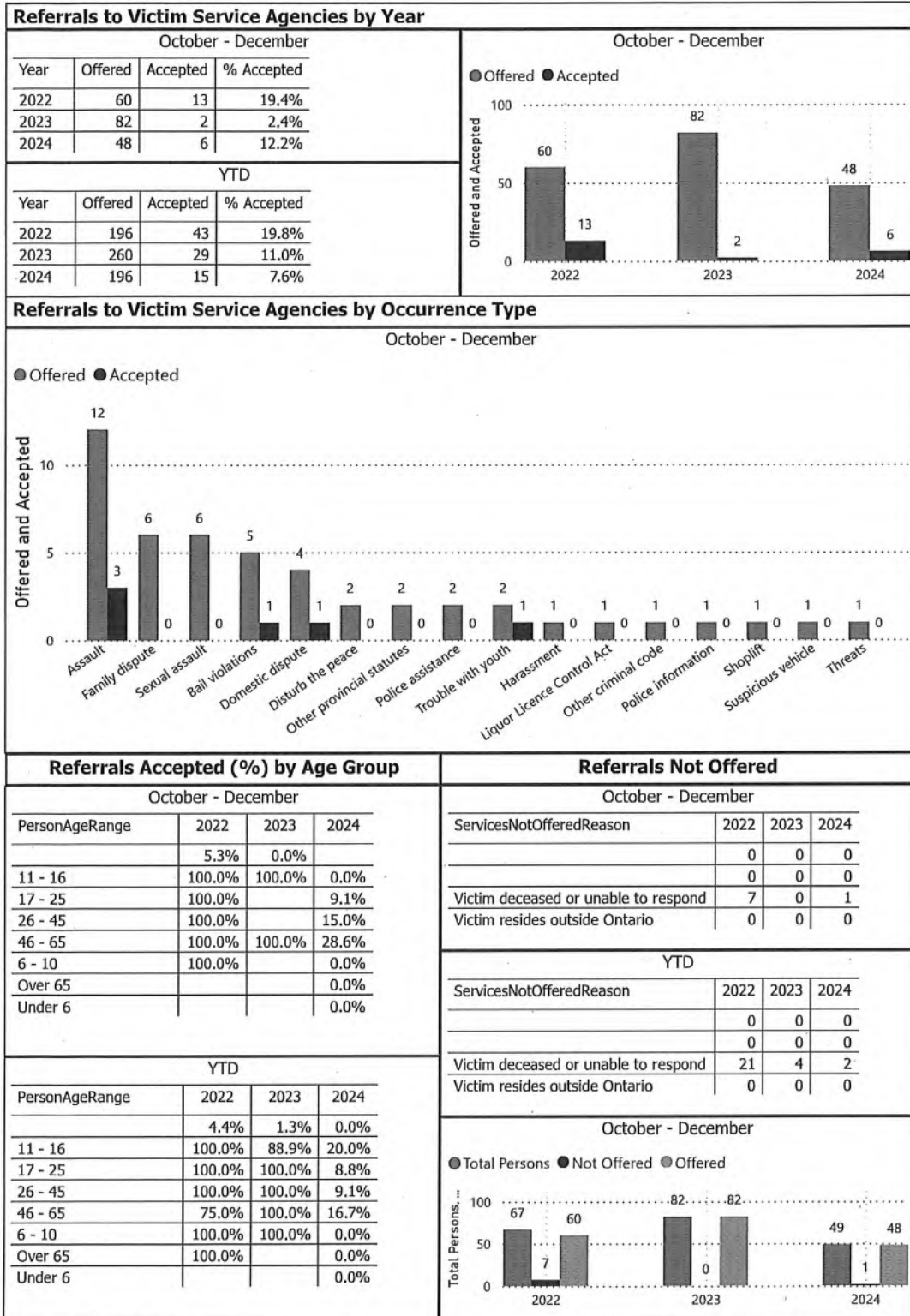
Fatal Overdose Occurrences		Non-Fatal Overdose Occurrences	
October - December		October - December	

Detachment: 2L - SIOUX LOOKOUT
Location code(s): 2L20 - PICKLE LAKE

Area(s): 2010 - Pickle Lake
Data source date:
(Blank)

Report Generated on:
31-Jan-2025 3:48:03 PM

OPP Detachment Board Report Records Management System October - December 2024

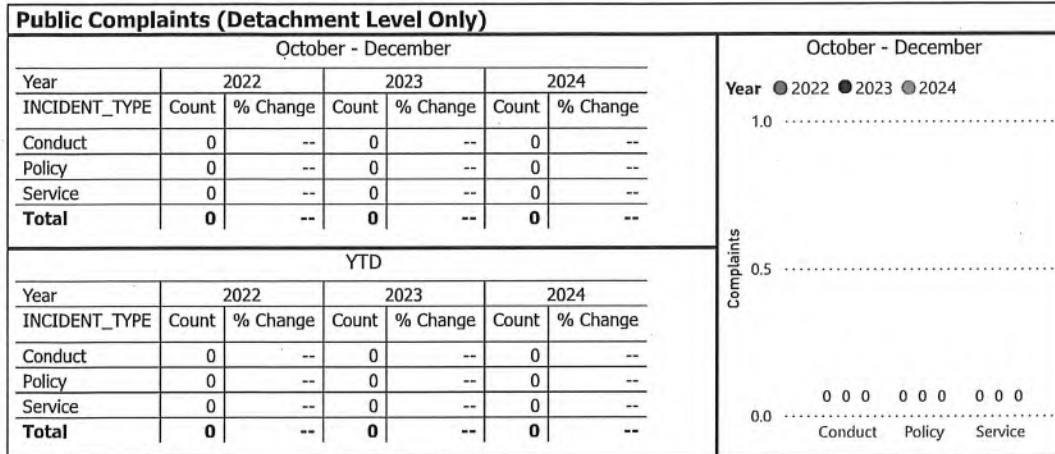


Detachment: 2L - SIOUX LOOKOUT
Location code(s): 2L20 - PICKLE LAKE

Area(s): 2010 - Pickle Lake
Data source date:
27-Jan-2025

Report Generated on:
31-Jan-2025 3:48:03 PM

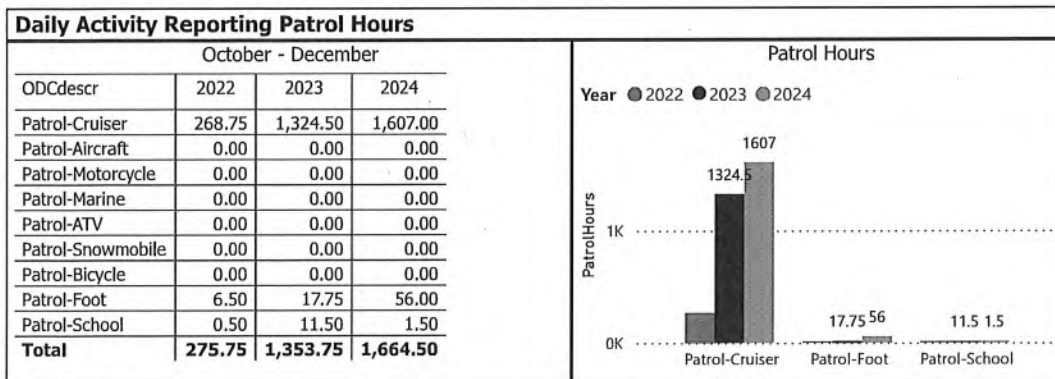
**OPP Detachment Board Report
Records Management System
October - December 2024**



Data source: RMS Data Feed
Ontario Provincial Police, Professional Standards Bureau Commander Reports - File Manager System

Data source date:
(Blank)

Daily Activity Reporting



Data source (Daily Activity Reporting System) date:
27-Jan-2025

Detachment: 2L - SIOUX LOOKOUT
Location code(s): 2L20 - PICKLE LAKE

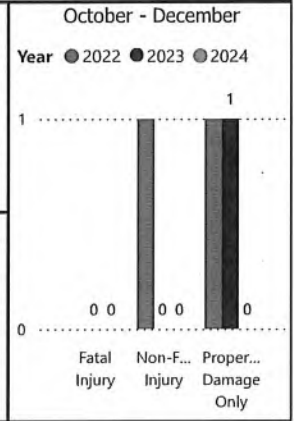
Data source date:
(Blank)

Report Generated on:
31-Jan-2025 3:48:03 PM

**OPP Detachment Board Report
Collision Reporting System
October - December 2023**

Motor Vehicle Collisions by Type						
October - December						
Year	2022		2023		2024	
CollisionType	Incidents	% Change	Incidents	% Change	Incidents	% Change
Fatal Injury	0	--	0	--	0	--
Non-Fatal Injury	1	--	0	-100.0%	0	--
Property Damage Only	1	--	1	0.0%	0	-100.0%
Total	2	--	1	-50.0%	0	-100.0%

YTD						
Year	2022		2023		2024	
CollisionType	Incidents	% Change	Incidents	% Change	Incidents	% Change
Fatal Injury	0	--	0	--	0	--
Non-Fatal Injury	2	--	0	-100.0%	0	--
Property Damage Only	14	--	3	-78.6%	4	33.3%
Total	16	--	3	-81.3%	4	33.3%



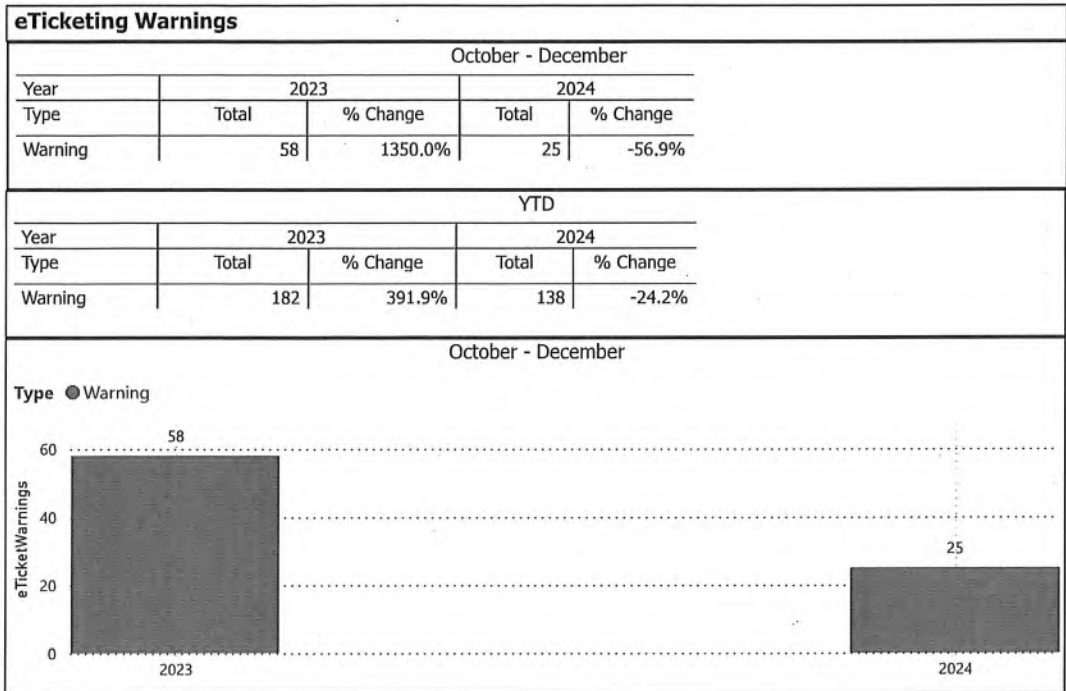
Data source (Collision Reporting System) date:
27-Jan-2025

Detachment: 2L - SIOUX LOOKOUT
Location code(s): 2L20 - PICKLE LAKE

Area(s): 2010 - Pickle Lake
Data source date:
27-Jan-2025

Report Generated on:
31-Jan-2025 3:48:03 PM

**OPP Detachment Board Report
Records Management System
October - December 2024**



Note: The eTicketing system was not fully implemented until the end of 2022, therefore data is only available beginning in 2023. % Change in 2023 may appear higher in this report due to the incomplete 2022 data.

Detachment: 2L - SIOUX LOOKOUT
Location code(s): 2L20 - PICKLE LAKE

Area(s): 2010 - Pickle Lake
Data source date:
27-Jan-25

Report Generated on:
31-Jan-2025 3:49:13 PM

**OPP Detachment Board Report
Collision Reporting System
October - December 2023**

Fatalities in Detachment Area - Incidents									
October - December									
Type	Motor Vehicle			Motorized Snow Vehicle			Off-Road Vehicle		
Year	Alcohol/Drugs	Incidents	% Change	Alcohol/Drugs	Incidents	% Change	Alcohol/Drugs	Incidents	% Change
2022	0	0	--	0	0	--	0	0	--
2023	0	0	--	0	0	--	0	0	--
2024	0	0	--	0	0	--	0	0	--

YTD									
Type	Motor Vehicle			Motorized Snow Vehicle			Off-Road Vehicle		
Year	Alcohol/Drugs	Incidents	% Change	Alcohol/Drugs	Incidents	% Change	Alcohol/Drugs	Incidents	% Change
2022	0	0	--	0	0	--	0	0	--
2023	0	0	--	0	0	--	0	0	--
2024	0	0	--	0	0	--	0	0	--

Fatalities in Detachment Area - Persons Killed						
October - December						
Type	Motor Vehicle		Motorized Snow Vehicle		Off-Road Vehicle	
Year	Persons Killed	% Change	Persons Killed	% Change	Persons Killed	% Change
2022	0	--	0	--	0	--
2023	0	--	0	--	0	--
2024	0	--	0	--	0	--

YTD						
Type	Motor Vehicle		Motorized Snow Vehicle		Off-Road Vehicle	
Year	Persons Killed	% Change	Persons Killed	% Change	Persons Killed	% Change
2022	0	--	0	--	0	--
2023	0	--	0	--	0	--
2024	0	--	0	--	0	--

Primary Causal Factors in Fatal Motor Vehicle Collisions							
October - December				YTD			
	2022	2023	2024		2022	2023	2024
Speeding	0	0	0	Speeding	0	0	0
Speeding % Change	--	--	--	Speeding % Change	--	--	--
Distracted	0	0	0	Distracted	0	0	0
Distracted % Change	--	--	--	Distracted % Change	--	--	--
Alcohol/Drugs	0	0	0	Alcohol/Drugs	0	0	0
Alcohol/Drugs % Change	--	--	--	Alcohol/Drugs % Change	--	--	--
Wildlife	0	0	0	Wildlife	0	0	0
Wildlife % Change	--	--	--	Wildlife % Change	--	--	--
NoSeatbelt	0	0	0	NoSeatbeltYTD	0	0	0
NoSeatbelt YoY%	--	--	--	NoSeatbeltYTD YoY%	--	--	--

October - December									
Speeding	0	0	0	0	0	0	0	0	0
Distracted	0	0	0	0	0	0	0	0	0
Alcohol/Drugs	0	0	0	0	0	0	0	0	0
Wildlife	0	0	0	0	0	0	0	0	0
NoSeatbelt	0	0	0	0	0	0	0	0	0

Data source (Collision Reporting System) date:
27-Jan-2025

Detachment: 2L - SIOUX LOOKOUT
Location code(s): 2L20 - PICKLE LAKE

Area(s): 2010 - Pickle Lake
Data source date:
27-Jan-2025

Report Generated on:
31-Jan-2025 3:48:03 PM

OPP Detachment Board Report
Report Information Page

Report Data Source Information:

Data Sources Utilized

- Niche RMS – CTSB Data Feed
- Collision Reporting System (eCRS)
- POIB File Manager
- Daily Activity Reporting System

Niche RMS

RMS data presented in this report is dynamic in nature and any numbers may change over time as the OPP continue to investigate and solve crime.

The following report tabs acquire their data from the OPP Niche RMS – CTSB Data Feed

- Complaints (Public Complaints Section Only)
- Charges
- Warnings
- Violent Crime
- Property Crime
- Drug Crime
- Clearance Rate
- Unfounded
- Other Crime
- Youth Charges
- MHA – Mental Health Act
- Overdose
- Victim Services

Collision Reporting System (eCRS)

Traffic related data for Collisions and Fatalities are collected from the OPP eCRS application.

The following report tabs acquire their data from the OPP eCRS (Collision Reporting System)

- Collisions
- Fatalities

DAR (Daily Activity Reporting)

Patrol hours are collected from the OPP DAR application.

The following report tabs acquire their data from the OPP DAR (Daily Activity Reporting)

- Complaints (Patrol Hours Section Only)



Calls For Service (CFS) Billing Summary Report

Pickle Lake October to December - 2024

Billing Categories <i>(Billing categories below do not match traditional crime groupings)</i>	2024				2023			
	October to December	Year to Date	Time Standard	Year To Date Weighted Hours	October to December	Year to Date	Time Standard	Year To Date Weighted Hours
Violent Criminal Code	18	70	15.4	1,078.0	16	79	15.4	1,216.6
Property Crime Violations	5	31	6.3	195.3	8	33	6.3	207.9
Other Criminal Code Violations (Excluding traffic)	12	39	7.3	284.7	7	34	7.3	248.2
Drug Possession	0	1	6.9	6.9	0	1	6.9	6.9
Drugs	1	2	80.6	161.2	0	1	80.6	80.6
Statutes & Acts	10	55	3.5	192.5	12	50	3.5	175.0
Operational	82	285	3.8	1,083.0	69	228	3.8	866.4
Operational2	3	17	1.5	25.5	4	18	1.5	27.0
Traffic	1	11	3.8	41.8	3	7	3.8	26.6
Total	132	511		3,068.9	119	451		2,855.2

Note to Detachment Commanders:

- The content of each report is to be shared by the Detachment Commander only with the municipality for which it was generated. The municipality may treat this as a public document and distribute it as they wish.
- All data is sourced from the Niche RMS application. Included are 'reported' occurrences (actuals and unfounded occurrences) for 'billable' occurrences ONLY. Data is refreshed on a weekly basis.
- The Traffic category includes motor vehicle collision (MVC) occurrences entered into Niche (UCR code 8521). MVCs are NOT sourced from the eCRS application for this report.
- Only the primary violation is counted within an occurrence.
- Time standards displayed are for the 2024 billing period.

Note to Municipalities:

- Data contained within this report is dynamic in nature and numbers will change over time as the Ontario Provincial Police continues to investigate and solve crime.
- This report is NOT to be used for crime trend analysis as not all occurrences are included.
- Data groupings within this report do not match traditional crime groupings seen in other public reports such as the OPP Police Services Board reports or Statistics Canada reporting.



Calls For Service (CFS) Billing Summary Report

Pickle Lake October to December - 2024

Billing Categories <i>(Billing categories below do not match traditional crime groupings)</i>		2024				2023			
		October to December	Year to Date	Time Standard	Year To Date Weighted Hours	October to December	Year to Date	Time Standard	Year To Date Weighted Hours
Violent Criminal Code	Sexual Assault	2	6	15.4	92.4	0	7	15.4	107.8
	Sexual Interference	1	3	15.4	46.2	0	0		0.0
	Voyeurism	0	0		0.0	0	1	15.4	15.4
	Non-Consensual Distribution of Intimate Images	0	0		0.0	0	1	15.4	15.4
	Assault With Weapon or Causing Bodily Harm-Level 2	3	8	15.4	123.2	4	12	15.4	184.8
	Assault-Level 1	9	32	15.4	492.8	9	48	15.4	739.2
	Using firearm (or imitation) in commission of offence	0	1	15.4	15.4	0	0		0.0
	Assault Peace Officer	0	5	15.4	77.0	2	4	15.4	61.6
	Other Assaults / Admin Noxious thing	1	1	15.4	15.4	0	0		0.0
	Robbery, With Threat of Violence	0	1	15.4	15.4	0	0		0.0
	Criminal Harassment	0	1	15.4	15.4	0	1	15.4	15.4
	Indecent/Harassing Communications	1	1	15.4	15.4	0	0		0.0
	Utter Threats to Person	1	11	15.4	169.4	1	3	15.4	46.2
	Utter Threats to Person -Police Officer	0	0		0.0	0	1	15.4	15.4
	Other Criminal Code * against public order	0	0		0.0	0	1	15.4	15.4
	Total	18	70	15.4	1,078.0	16	79	15.4	1,216.6
Property Crime Violations	Arson - Others	0	0		0.0	0	1	6.3	6.3
	Break & Enter	0	6	6.3	37.8	0	3	6.3	18.9
	Theft Over - Construction Site	0	1	6.3	6.3	0	0		0.0
	Theft of Motor Vehicle	0	1	6.3	6.3	0	2	6.3	12.6
	Theft of - Construction Vehicles	1	1	6.3	6.3	0	0		0.0
	Theft under - Persons	0	1	6.3	6.3	0	0		0.0
	Theft under - Trailers	0	0		0.0	0	2	6.3	12.6
	Theft under - Other Theft	3	3	6.3	18.9	0	2	6.3	12.6
	Theft Under \$5,000 [SHOPLIFTING]	1	3	6.3	18.9	0	1	6.3	6.3



Calls For Service (CFS) Billing Summary Report

Pickle Lake October to December - 2024

Billing Categories <i>(Billing categories below do not match traditional crime groupings)</i>		2024				2023			
		October to December	Year to Date	Time Standard	Year To Date Weighted Hours	October to December	Year to Date	Time Standard	Year To Date Weighted Hours
Property Crime Violations	Fraud - False Pretence <= \$5,000	0	1	6.3	6.3	0	0		0.0
	Fraud - Forgery & Uttering	0	0		0.0	1	1	6.3	6.3
	Fraud -Money/property/security > \$5,000	0	1	6.3	6.3	0	0		0.0
	Fraud -Money/property/security <= \$5,000	0	3	6.3	18.9	2	4	6.3	25.2
	Personation with Intent (fraud)	0	1	6.3	6.3	0	0		0.0
	Fraud - False Pretence > \$5,000	0	0		0.0	1	1	6.3	6.3
	Mischief - master code	0	7	6.3	44.1	2	10	6.3	63.0
	Mischief [Graffiti - Non Gang Related]	0	0		0.0	0	1	6.3	6.3
	Interfere with lawful use, enjoyment of property	0	1	6.3	6.3	1	4	6.3	25.2
	Property Damage	0	1	6.3	6.3	1	1	6.3	6.3
	Total	5	31	6.3	195.3	8	33	6.3	207.9
Other Criminal Code Violations (Excluding traffic)	Offensive Weapons-Possession of Weapons	0	0		0.0	0	1	7.3	7.3
	Bail Violations - Fail To Comply	8	25	7.3	182.5	5	25	7.3	182.5
	Bail Violations - Recognizance	0	1	7.3	7.3	0	0		0.0
	Disturb the Peace	3	10	7.3	73.0	2	6	7.3	43.8
	Obstruct Public Peace Officer	0	2	7.3	14.6	0	0		0.0
	Breach of Probation	1	1	7.3	7.3	0	0		0.0
	Obstruct Justice/Fabricate Evidence	0	0		0.0	0	2	7.3	14.6
	Total	12	39	7.3	284.7	7	34	7.3	248.2
Drug Possession	Possession Cocaine	0	1	6.9	6.9	0	0		0.0
	Drug related occurrence	0	0		0.0	0	1	6.9	6.9
	Total	0	1	6.9	6.9	0	1	6.9	6.9
Drugs	Trafficking Cocaine	1	2	80.6	161.2	0	1	80.6	80.6
	Total	1	2	80.6	161.2	0	1	80.6	80.6
Statutes & Acts	Youth Criminal Justice Act (YCJA)	0	0		0.0	1	2	3.5	7.0
	Landlord/Tenant	1	2	3.5	7.0	0	0		0.0



Calls For Service (CFS) Billing Summary Report

Pickle Lake October to December - 2024

Billing Categories <i>(Billing categories below do not match traditional crime groupings)</i>		2024				2023			
		October to December	Year to Date	Time Standard	Year To Date Weighted Hours	October to December	Year to Date	Time Standard	Year To Date Weighted Hours
Statutes & Acts	Mental Health Act	0	3	3.5	10.5	2	6	3.5	21.0
	Mental Health Act - Attempt Suicide	2	6	3.5	21.0	2	6	3.5	21.0
	Mental Health Act - Threat of Suicide	5	20	3.5	70.0	2	11	3.5	38.5
	Mental Health Act - Voluntary Transport	1	6	3.5	21.0	0	3	3.5	10.5
	Mental Health Act - Placed on Form	0	0		0.0	0	2	3.5	7.0
	Mental Health Act - Apprehension	0	0		0.0	1	2	3.5	7.0
	Trespass To Property Act	1	18	3.5	63.0	4	18	3.5	63.0
	Total	10	55	3.5	192.5	12	50	3.5	175.0
Operational	Animal - Bear Complaint	0	5	3.8	19.0	0	31	3.8	117.8
	Animal Bite	0	0		0.0	1	1	3.8	3.8
	Animal Stray	0	2	3.8	7.6	0	1	3.8	3.8
	Animal Injured	0	0		0.0	0	2	3.8	7.6
	Animal - Other	1	1	3.8	3.8	0	0		0.0
	Animal - Dog Owners Liability Act	0	0		0.0	0	2	3.8	7.6
	Domestic Disturbance	7	29	3.8	110.2	12	28	3.8	106.4
	Suspicious Person	1	9	3.8	34.2	1	6	3.8	22.8
	Fire - Building	1	1	3.8	3.8	1	2	3.8	7.6
	Fire - Other	0	2	3.8	7.6	0	2	3.8	7.6
	Insecure Condition - Master code	0	1	3.8	3.8	1	1	3.8	3.8
	Insecure Condition - Building	0	3	3.8	11.4	0	1	3.8	3.8
	Missing Person under 12	0	0		0.0	0	1	3.8	3.8
	Missing Person 12 & older	0	1	3.8	3.8	1	4	3.8	15.2
	Missing Person Located Under 12	0	0		0.0	0	2	3.8	7.6
	Missing Person Located 12 & older	0	1	3.8	3.8	0	5	3.8	19.0
	Noise Complaint - Master code	3	5	3.8	19.0	0	1	3.8	3.8
	Noise Complaint - Vehicle	0	1	3.8	3.8	0	0		0.0
	Noise Complaint - Residence	0	2	3.8	7.6	2	2	3.8	7.6



Calls For Service (CFS) Billing Summary Report

Pickle Lake October to December - 2024

Billing Categories <i>(Billing categories below do not match traditional crime groupings)</i>		2024				2023			
		October to December	Year to Date	Time Standard	Year To Date Weighted Hours	October to December	Year to Date	Time Standard	Year To Date Weighted Hours
Operational	Noise Complaint - Animal	1	1	3.8	3.8	0	0		0.0
	Noise Complaint - Others	0	2	3.8	7.6	0	1	3.8	3.8
	Found Property - Master code	0	1	3.8	3.8	0	1	3.8	3.8
	Found-Personal Accessories	1	2	3.8	7.6	0	0		0.0
	Found-Household Property	0	0		0.0	0	1	3.8	3.8
	Found - Gun	1	1	3.8	3.8	0	0		0.0
	Lost Property - Master code	0	1	3.8	3.8	1	2	3.8	7.6
	Lost-Personal Accessories	0	1	3.8	3.8	0	0		0.0
	Sudden Death - Natural Causes	0	0		0.0	0	1	3.8	3.8
	Sudden Death - Others	0	0		0.0	0	1	3.8	3.8
	Suspicious Vehicle	2	4	3.8	15.2	2	3	3.8	11.4
	Trouble with Youth	6	16	3.8	60.8	0	8	3.8	30.4
	Unwanted Persons	21	84	3.8	319.2	19	48	3.8	182.4
	Neighbour Dispute	1	2	3.8	7.6	1	3	3.8	11.4
	Assist Public	28	86	3.8	326.8	22	52	3.8	197.6
	Distressed/Overdue Motorist	1	4	3.8	15.2	1	5	3.8	19.0
	Family Dispute	7	17	3.8	64.6	4	10	3.8	38.0
	Total	82	285	3.8	1,083.0	69	228	3.8	866.4
Operational2	False Alarm -Others	1	2	1.5	3.0	1	5	1.5	7.5
	False Alarm - Cancelled	0	0		0.0	0	1	1.5	1.5
	Keep the Peace	2	14	1.5	21.0	3	11	1.5	16.5
	911 call / 911 hang up	0	1	1.5	1.5	0	0		0.0
	911 call - Dropped Cell	0	0		0.0	0	1	1.5	1.5
	Total	3	17	1.5	25.5	4	18	1.5	27.0
Traffic	MVC - Prop. Dam. Non Reportable	1	8	3.8	30.4	2	4	3.8	15.2
	MVC - Prop. Dam. Reportable (MOTOR VEHICLE COLLISION)	0	3	3.8	11.4	1	3	3.8	11.4
	Total	1	11	3.8	41.8	3	7	3.8	26.6
Total	132	511		3,068.9	119	451		2,855.2	



Calls For Service (CFS) Billing Summary Report

Pickle Lake
October to December - 2024

Note to Detachment Commanders:

- The content of each report is to be shared by the Detachment Commander only with the municipality for which it was generated. The municipality may treat this as a public document and distribute it as they wish.
- All data is sourced from the Niche RMS application. Included are 'reported' occurrences (actuals and unfounded occurrences) for 'billable' occurrences ONLY. Data is refreshed on a weekly basis.
- The Traffic category includes motor vehicle collision (MVC) occurrences entered into Niche (UCR code 8521). MVCs are NOT sourced from the eCRS application for this report.
- Only the primary violation is counted within an occurrence.
- Time standards displayed are for the 2024 billing period.

Note to Municipalities:

- Data contained within this report is dynamic in nature and numbers will change over time as the Ontario Provincial Police continues to investigate and solve crime.
- This report is NOT to be used for crime trend analysis as not all occurrences are included.
- Data groupings within this report do not match traditional crime groupings seen in other public reports such as the OPP Police Services Board reports or Statistics Canada reporting.

SIoux LOOKOUT OPP DETACHMENT BOARD
2024 FINANCIAL REPORT
For February 27, 2025 Detachment Board Meeting

NOTE: The various Revenue totals show billing totals:

#1 -- without Remuneration (legislation states that Remuneration has to be shown separately);

#2 -- with Provincial Appointee Remuneration (legislation states that Remuneration must be paid to the Provincial Appointee); and

#3 -- with Remuneration for the Community Appointees

ACCOUNT	2024 BUDGET	2024 ACTUAL
REVENUE		
Quarterly Payments from Municipalities #1*	\$14,517	\$0*
Quarterly Payments from Municipalities #2*	\$16,517	\$0*
Quarterly Payments from Municipalities #3*	\$20,517	\$0*
Grant Revenue (if any)	\$0	\$0
Other Revenue (if any)	\$0	\$0
*Municipalities are still to be billed. There were no expenditures until September 2024.		
TOTAL REVENUE #1*	\$14,517	\$0*
TOTAL REVENUE #2*	\$16,517	\$0*
TOTAL REVENUE #3*	\$20,517	\$0*
EXPENSES		
Advertising	\$807	\$0
Community Engagement/Community Outreach	\$0	\$0
Community Safety & Well-Being Plan Implementation	\$0	\$0
Consulting Fees	\$0	\$0
Document Storage (electronic & physical)	\$0	\$0
Donations	\$0	\$0
Information Technology	\$0	\$0
Insurance (2024 amount represents 1/3 of cost (Sep – Dec 2024; 2/3 will be allocated to 2025)	\$2,000	\$1,239.48
Legal (cost to obtain legal opinion on “local board” issue)	\$2,500	\$11,865.22
Meeting Location Costs	\$0	\$0
Membership Fees (2024 OAPSB Membership Fee paid by Municipality of Sioux Lookout; 2025 Fee will be charged to Board)	\$1,800	\$0

Office Equipment	\$0	\$0
Office Supplies	\$0	\$0
Postage	\$0	\$0
Public Relations	\$0	\$0
Social Media	\$0	\$0
Special Projects/ Initiatives	\$0	\$0
Support Staff	\$0	\$0
Transition Costs	\$2,500	\$0
Travel/Training/Professional Development (for two Members' attendance at OAPSB Zone 1 Meeting, Dec 10-11, 2024, in Thunder Bay; includes Expenses and Per Diems)	\$4,844.35	\$3,154.02
Website	\$60	\$0
TOTAL EXPENSES #1	\$14,517	\$16,258.72
TOTAL REVENUE #1	\$14,517	\$0*
TOTAL EXPENSES #1	\$14,517	\$16,258.72
NET SURPLUS/DEFICIT	\$0	-\$16,258.72*
Remuneration – Provincial Appointee (must be shown separately in Estimates/Budget) (No Provincial Appointee in 2024.)	\$2,000	\$0
TOTAL REVENUE #2	\$16,517	\$0*
TOTAL EXPENSES #2	\$16,517	\$16,258.72
NET SURPLUS/DEFICIT	\$0	-\$16,258.72*
Remuneration – Community Representatives (optional, but approved by Councils July 17, 2024 (Sioux Lookout) and July 23, 2024 (Pickle Lake))	\$4,000	\$4,000
TOTAL REVENUE #3	\$20,517	\$0*
TOTAL EXPENSES #3	\$20,517	\$20,258.72
NET SURPLUS/DEFICIT	\$0	-\$20,258.72*

*Municipalities are still to be billed. There were no expenditures until September 2024. Councils have agreed to 50-50 apportionment of costs; therefore, each Municipality will be billed \$10,129.36

Signed:



Carly Collins, Treasurer
Sioux Lookout OPP Detachment Board
February 20, 2025

SIoux LOOKOUT OPP DETACHMENT BOARD REGULAR SESSION REPORT

TO:	Sioux Lookout OPP Detachment Board
FROM:	Brian P. MacKinnon, Board Administrator
DATE:	2/27/2025
SUBJECT:	Consideration of Attendance at Ontario Association of Police Service Boards (OAPSB) Spring Conference and Annual General Meeting (AGM), June 3-5, 2025, London, ON and Notice of the AGM

TITLE: Attendance at Ontario Association of Police Service Boards (OAPSB) 2025 Spring Conference and Annual General Meeting (AGM), June 3-5, 2025, London, ON, and Notice of the AGM.

RECOMMENDATION:

THAT the Sioux Lookout OPP Detachment Board authorizes _____ to attend the Ontario Association of Police Service Boards 2025 Spring Conference and AGM, June 3-5, 2025, in London, Ontario, with necessary expenses allowed, in accordance with the Board's Rules and Procedures.

PURPOSE: The purpose of this report is for the Sioux Lookout OPP Detachment Board to consider sending Board Member(s) and/or Staff to the OAPSB 2025 Spring Conference and AGM, June 3-5, 2025, in London, Ontario, and to approve the expenditure, and to provide Notice of the OAPSB AGM.

BACKGROUND:

The Sioux Lookout OPP Detachment Board is a member of the Ontario Association of Police Service Boards (OAPSB). Throughout the implementation of the Community Safety and Policing Act, OAPSB has provided invaluable training, resources, advice, information and one-on-one consultation to staff.

Although OAPSB held a conference in 2024 (as they do every year), the Detachment Board was in its infancy, and was not in a position to participate. However, there is enough time this year to plan for participation.

DISCUSSION:

The Board may wish to consider sending a Board Member or a Staff person to the Conference.

Although Staff is not familiar with OAPSB's Conferences, based on our experience with the Association, it is expected that useful information will be shared at the Conference, and attendees will have the opportunity to network with members of other Detachment Boards in the Province to obtain other perspectives. Staff anticipates considerable

information-sharing and discussion regarding the CSPA, approximately 14 months after its implementation. “Leading practices” and “lessons learned” would be valuable information for the Board. In addition, two Members were able to attend the OAPSB Zone 1 meeting in Thunder Bay on December 10th and 11th. (Please see Item 7(f) on the February 27th, 2025, Detachment Board Agenda).

An Agenda for the Conference is included with this Report. OAPSB reports that the program includes hands-on workshops designed to further Members’ training and understanding of various topics. Each participant will be able to attend up to four workshops.

Based on the Board’s Rules and Procedures regarding Travel Expenses and subject to how many Board Members and/or Staff attend, anticipated expenses are outlined and various scenarios are presented in the attached document entitled, “OAPSB Conference Costing and Options.”

Also attached is the Notice of the 2025 OAPSB Annual General Meeting.

FINANCIAL IMPLICATIONS:

Estimated total cost to send one Board Member/Staff would approximately \$4,358.00 - \$6,483.50 per person, depending on which Option is chosen. It also depends on who the Board authorizes to attend, i.e. whether they’re a Board Member or Staff (no Per Diem for Staff), transportation specifics, travel date, etc.

The Board’s Travel/Training/Professional Development Budget for 2025 is \$7,000 which will cover the costs of attendance by a Member or Staff at the Conference, but will leave only approx. \$1,000 for Members or Staff to attend an OAPSB Zone 1 meeting if held. However, this cost could be accommodated if there is underspending in other budget lines.

ATTACHMENTS (3):

- 1) 2025 OAPSB Conference Agenda/Program;
- 2) OAPSB Conference Costing and Options
- 3) Notice of the OAPSB 2025 Annual General Meeting.

SIGNATURES:

Written & Approved By:
Name: Brian P. MacKinnon
Title: Board Administrator

OAPSB SPRING CONFERENCE -- PROGRAM
Tuesday June 3

Time	Activity
10:00AM – 12:00PM	Optional Board Training
1:00PM	OAPSB Welcome to the 2025 Spring Conference
1:30PM – 2:00PM	OAPSB Annual General Meeting <i>Restricted to Member Boards & Their Staff</i>
2:00PM – 2:30PM	Networking Break
2:30PM – 3:15PM	OAPSB Opening Keynote (TBC)
3:15PM – 4:00PM	OAPSB Executive Director, State of the Union
4:00PM	Zone Meetings (as required)
4:30PM	OAPSB Board of Directors Meeting <i>By Invite Only</i>
6:00PM	Welcome Reception & Dinner

Wednesday June 4

Time	Activity
7:30AM – 8:30AM	Hot Buffet Breakfast
8:15AM – 9:00AM	Opening Ceremonies and Welcome Remarks from the Ministry of the Solicitor General – Video
9:00AM – 10:00AM	Meeting the Needs and Demands of a Changing Community by Improving Service Delivery Through the Development of a Culturally Responsive Approach
10:00AM – 10:30AM	Networking Break
10:30AM – 11:30AM	The Inspector General and the Inspectorate of Policing: What Police Boards Need to Know
11:30AM – 12:00PM	Speaker / Sponsor Presentations
12:00PM – 1:00PM	Lunch and Networking Break
1:00PM – 2:30PM	Speaker / Sponsor Presentations

Time	Activity
2:30PM – 3:00PM	Networking Break
3:00PM – 4:00PM	Breakout Sessions
4:00PM – 5:00PM	Breakout Sessions
5:00PM – 6:30PM	Free Time
6:30PM – 10:00PM	Spring Conference Reception & Dinner

Thursday June 5

Time	Activity
7:30AM – 8:30AM	Hot Buffet Breakfast
8:00AM – 9:00AM	Big 12 Meeting (including Breakfast)
9:00AM – 10:00AM	Welcome Day 2, Association Panel – How We Work Together
10:00AM – 11:00AM	Breakout Sessions
11:00AM – 11:30AM	Networking Break
11:30AM – 12:30PM	Breakout Sessions
12:30PM – 1:30PM	Lunch and Networking Break
1:30PM – 2:30PM	Panel/Speaker
2:30PM – 3:30PM	Advancing Human Rights in Policing: Governance and Operational Strategies for Community-Centered Transformation
3:30PM	Conference Closing Remarks

Item	Notes	Option 1 (Departing June 2; Returning June 6*; per person)	Option 2 (Departing June 3; Returning June 6*; per person)	Difference b/w Option 1 and 2 (per person)
Registration Fee	Per Person	\$775.00	\$775.00	\$0.00
Transportation				
Flights (est.):	Sioux Lookout to London, ON	\$2,200.00	\$2,200.00	\$0.00
	Pickle Lake to London, ON	\$3,200.00	\$3,200.00	\$0.00
	Thunder Bay to London, ON	\$1,100.00	\$1,100.00	\$0.00
Mileage	Pickle Lake to Sioux Lookout	\$371.00	\$371.00	\$0.00
	Pickle Lake to Thunder Bay	\$753.00	\$753.00	\$0.00
	Sioux Lookout to Thunder Bay	\$532.00	\$532.00	\$0.00
Cab Fare	London Airport to Hotel (up to two people; return)	\$110.00	\$110.00	\$0.00
Hotel	Best Western Lamplight Inn & Conf. Ctr. (\$270/night)	\$1,080	\$810	\$270.00
Meals	Some meals provided by conference; this is maximum	\$481.00	\$361.00	\$120.00
Incidentals	Total for period	\$87.50	\$70.00	\$17.50
Per Diem	Total for period	\$750.00	\$600.00	\$150.00

Other notes:

Flight costs are estimated and may fluctuate depending date of booking, etc. **Mileage** is calculated per R&Ps established rates; **Meals** are calculated per R&Ps established rates and the estimate is based on all meals being purchased - some meals will be provided as part of the conference - this is the maximum amount; **Incidentals** are calculated per R&Ps and established rates; **Per Diem** is calculated per R&Ps and established rates.

*The Conference ends at 4:00pm, Thursday, June 5; however, there are no flights after that time out of London, ON to Sioux Lookout. Therefore, the return flight will have to take place on Friday, June 3.

Various Scenarios have been developed on the following pages to show estimated costs per person.

Item	Notes	Option 1 (Departing June 2; Returning June 6*; per person)	Option 2 (Departing June 3; Returning June 6*; per person)	Difference b/w Option 1 and 2 (per person)
Scenario 1	Sioux Lookout Attendee (flying from Thunder Bay)	Opt 1: Depart Jun 2	Opt 2: Depart Jun 3	Difference
Registration Fee		\$775.00	\$775.00	\$0.00
Transportation				
Flights (est.):	Sioux Lookout to London, ON	\$2,200.00	\$2,200.00	\$0.00
	Pickle Lake to London, ON	\$3,200.00	\$3,200.00	\$0.00
	Thunder Bay to London, ON	\$1,100.00	\$1,100.00	\$0.00
Mileage	Pickle Lake to Sioux Lookout	\$371.00	\$371.00	\$0.00
	Pickle Lake to Thunder Bay	\$753.00	\$753.00	\$0.00
	Sioux Lookout to Thunder Bay	\$532.00	\$532.00	\$0.00
Cab Fare	London Airport to Hotel (up to two people; return)	\$110.00	\$110.00	\$0.00
Hotel	Best Western Lamplight Inn & Conf. Ctr. (\$270/night)	\$1,080.00	\$810.00	\$270.00
Meals	Some meals provided by conference; this is maximum	\$481.00	\$361.00	\$120.00
Incidentals	Total for period	\$87.50	\$70.00	\$17.50
Per Diem	Total for period	\$750.00	\$600.00	\$150.00
Totals (per person)	Sioux Lookout Attendee (flying from Sioux Lookout)	\$4,915.50	\$4,358.00	\$557.50

Item	Notes	Option 1 (Departing June 2; Returning June 6*; per person)	Option 2 (Departing June 3; Returning June 6*; per person)	Difference b/w Option 1 and & 2 (per person)
Scenario 2	Sioux Lookout Attendee (flying from Sioux Lookout)	Opt 1: Depart Jun 2	Opt 2: Depart Jun 3	Difference
Registration Fee		\$775.00	\$775.00	\$0.00
Transportation				
Flights (est.):	Sioux Lookout to London, ON	\$2,200.00	\$2,200.00	\$0.00
	Pickle Lake to London, ON	\$3,200.00	\$3,200.00	\$0.00
	Thunder Bay to London, ON	\$1,100.00	\$1,100.00	\$0.00
Mileage	Pickle Lake to Sioux Lookout	\$371.00	\$371.00	\$0.00
	Pickle Lake to Thunder Bay	\$753.00	\$753.00	\$0.00
	Sioux Lookout to Thunder Bay	\$532.00	\$532.00	\$0.00
Cab Fare	London Airport to Hotel (up to two people; return)	\$110.00	\$110.00	\$0.00
Hotel	Best Western Lamplight Inn & Conf. Ctr. (\$270/night)	\$1,080.00	\$810.00	\$270.00
Meals	Some meals provided by conference; this is maximum	\$481.00	\$361.00	\$120.00
Incidentals	Total for period	\$87.50	\$70.00	\$17.50
Per Diem	Total for period	\$750.00	\$600.00	\$150.00
Totals (per person)	Sioux Lookout Attendee (flying from Thunder Bay)	\$5,483.50	\$4,926.00	\$557.50

Item	Notes	Option 1 (Departing June 2; Returning June 6*; per person)	Option 2 (Departing June 3; Returning June 6*; per person)	Difference b/w Option 1 and & 2 (per person)
Scenario 3	Pickle Lake Attendee (flying from Pickle Lake)	Opt 1: Depart Jun 2	Opt 2: Depart Jun 3	Difference
Registration Fee		\$775.00	\$775.00	\$0.00
Transportation				
Flights (est.):	Sioux Lookout to London, ON	\$2,200.00	\$2,200.00	\$0.00
	Pickle Lake to London, ON	\$3,200.00	\$3,200.00	\$0.00
	Thunder Bay to London, ON	\$1,100.00	\$1,100.00	\$0.00
Mileage	Pickle Lake to Sioux Lookout	\$371.00	\$371.00	\$0.00
	Pickle Lake to Thunder Bay	\$753.00	\$753.00	\$0.00
	Sioux Lookout to Thunder Bay	\$532.00	\$532.00	\$0.00
Cab Fare	London Airport to Hotel (up to two people; return)	\$110.00	\$110.00	\$0.00
Hotel	Best Western Lamplight Inn & Conf. Ctr. (\$270/night)	\$1,080.00	\$810.00	\$270.00
Meals	Some meals provided by conference; this is maximum	\$481.00	\$361.00	\$120.00
Incidentals	Total for period	\$87.50	\$70.00	\$17.50
Per Diem	Total for period	\$750.00	\$600.00	\$150.00
Totals (per person)	Pickle Lake Attendee (flying from Pickle Lake)	\$6,483.50	\$5,926.00	\$557.50

Item	Notes	Option 1 (Departing June 2; Returning June 6*; per person)	Option 2 (Departing June 3; Returning June 6*; per person)	Difference b/w Option 1 and 2 (per person)
Scenario 4	Pickle Lake Attendee (flying from Sioux Lookout)	Opt 1: Depart Jun 2	Opt 2: Depart Jun 3	Difference
Registration Fee		\$775.00	\$775.00	\$0.00
Transportation				
Flights (est.):	Sioux Lookout to London, ON	\$2,200.00	\$2,200.00	\$0.00
	Pickle Lake to London, ON	\$3,200.00	\$3,200.00	\$0.00
	Thunder Bay to London, ON	\$1,100.00	\$1,100.00	\$0.00
Mileage	Pickle Lake to Sioux Lookout	\$371.00	\$371.00	\$0.00
	Pickle Lake to Thunder Bay	\$753.00	\$753.00	\$0.00
	Sioux Lookout to Thunder Bay	\$532.00	\$532.00	\$0.00
Cab Fare	London Airport to Hotel (up to two people; return)	\$110.00	\$110.00	\$0.00
Hotel	Best Western Lamplight Inn & Conf. Ctr. (\$270/night)	\$1,080.00	\$810.00	\$270.00
Meals	Some meals provided by conference; this is maximum	\$481.00	\$361.00	\$120.00
Incidentals	Total for period	\$87.50	\$70.00	\$17.50
Per Diem	Total for period	\$750.00	\$600.00	\$150.00
Totals (per person)	Pickle Lake Attendee (flying from Sioux Lookout)	\$5,854.50	\$5,297.00	\$557.50

Item	Notes	Option 1 (Departing June 2; Returning June 6*; per person)	Option 2 (Departing June 3; Returning June 6*; per person)	Difference b/w Option 1 and & 2 (per person)
Scenario 5	Pickle Lake Attendee (flying from Thunder Bay)	Opt 1: Depart Jun 2	Opt 2: Depart Jun 3	Difference
Registration Fee		\$775.00	\$775.00	\$0.00
Transportation				
Flights (est.):	Sioux Lookout to London, ON	\$2,200.00	\$2,200.00	\$0.00
	Pickle Lake to London, ON	\$3,200.00	\$3,200.00	\$0.00
	Thunder Bay to London, ON	\$1,100.00	\$1,100.00	\$0.00
Mileage	Pickle Lake to Sioux Lookout	\$371.00	\$371.00	\$0.00
	Pickle Lake to Thunder Bay	\$753.00	\$753.00	\$0.00
	Sioux Lookout to Thunder Bay	\$532.00	\$532.00	\$0.00
Ca Fare	London Airport to Hotel (up to two people; return)	\$110.00	\$110.00	\$0.00
Hotel	Best Western Lamplight Inn & Conf. Ctr. (\$270/night)	\$1,080.00	\$810.00	\$270.00
Meals	Some meals provided by conference; this is maximum	\$481.00	\$361.00	\$120.00
Incidentals	Total for period	\$87.50	\$70.00	\$17.50
Per Diem	Total for period	\$750.00	\$600.00	\$150.00
Totals (per person)	Pickle Lake Attendee (flying from Thunder Bay)	\$5,136.50	\$4,579.00	\$557.50



Ontario
Association of
Police Service
Boards



NOTICE OF THE 2025 OAPSB ANNUAL GENERAL MEETING

Pursuant to Section 11.04 of the General By-law of the Ontario Association of Police Service Boards, this is formal notice of the 2025 OAPSB Annual General Meeting of the Association's Membership. Please share this notice with all members of your board.

The 2024 Annual General Meeting will be held on Tuesday, June 3, 2025 commencing at 1:30pm, or shortly thereafter, for the purpose of:

1. Confirming the Minutes of the 2023 Annual Meeting that was held on Monday, June 3, 2024 at The Blue Mountain Resort and Conference Centre
2. Receiving the Financial Statements and Auditor's Report for the 2024 Fiscal Year
3. Appointment of an Auditor for the 2025 Fiscal Year
4. Consideration of proposed Resolutions
5. Ratification of the Board of Directors for the term 2024-2025 as submitted by the Zones

Please note this AGM is restricted to voting delegates (PSB members) and their staff. Non-members are not entitled to attend the meeting.

During this AGM, voting delegates (PSB members) will have the ability to vote and interact with our Board of Directors during our designated Q&A periods. Questions must be submitted in writing at the beginning of the meeting. Board staff may listen to the meeting, but may not vote.

SIoux LOOKOUT OPP DETACHMENT BOARD REGULAR SESSION REPORT

TO:	Sioux Lookout OPP Detachment Board
FROM:	Brian P. MacKinnon, Board Administrator
DATE:	2/27/2025
SUBJECT:	Consideration of Resolutions to be Submitted to the Ontario Association of Police Service Boards (OAPSB) Spring Conference and AGM, June 3-5, 2025, London, ON

TITLE: Consideration of Resolutions to be Submitted to the Ontario Association of Police Service Boards (OAPSB) 2025 Spring Conference and AGM, June 3-5, 2025, London, ON.

RECOMMENDATION:

THAT the Sioux Lookout OPP Detachment Board directs Staff to submit Resolutions as determined by the Board at its February 27, 2025 Meeting, for consideration at the Ontario Association of Police Service Boards 2025 Spring Conference and AGM, June 3-5, 2025, in London, Ontario.

PURPOSE:

The purpose of this report is to provide the Board with an opportunity to determine if they wish to submit Resolutions for consideration at the OAPSB 2025 Spring Conference and AGM, June 3-5, 2025, in London, Ontario.

BACKGROUND:

The Sioux Lookout OPP Detachment Board is a member of the Ontario Association of Police Service Boards (OAPSB). The OAPSB is holding its Annual General Meeting and Spring Conference June 3-5, 2025, in London, Ontario.

The Association has put out a "Call for Resolutions" to be submitted to the AGM for consideration.

DISCUSSION:

As new members of OAPSB, the Sioux Lookout OPP Detachment Board is new to this process. Generally, members of an association may submit Resolutions or "requests" to the parent organization's AGM for consideration and disposition. These Resolutions are often relating to issues that are important to the members or their area of jurisdiction. They are submitted to the AGM (or a Resolutions Committee for vetting prior to the AGM and a recommendation). Then the voting members at the AGM vote on whether or not to support the individual Resolutions. If supported, then the Resolutions usually go to a "higher" organization, such as the Province, etc. Generally, the Resolutions should relate

to issues that are common across the membership, not just local issues, in order to be supported.

The topic of the Resolution should be something with the jurisdiction of the Detachment Board.

Staff is not aware of any issues that would require a Resolution to be submitted, so this item is being presented to the Board for its consideration.

The deadline for submission of Resolutions to OAPSB is no later than May 1, 2025

FINANCIAL IMPLICATIONS:

There are no Financial Implications for submitting Resolutions to the AGM.

ATTACHMENTS: None

SIGNATURES:

Written and Approved By:
Name: Brian P. MacKinnon
Title: Board Administrator

SIoux LOOKOUT OPP DETACHMENT BOARD REGULAR SESSION REPORT

TO:	Sioux Lookout OPP Detachment Board
FROM:	Brian P. MacKinnon, Board Administrator
DATE:	2/27/2025
SUBJECT:	Consideration of Holding “Hybrid” Sioux Lookout OPP Detachment Board Meetings Starting May 22, 2025

TITLE: Consideration of Holding “Hybrid” Sioux Lookout OPP Detachment Board Meetings Starting May 22, 2025

RECOMMENDATION:

THAT the Sioux Lookout OPP Detachment Board starts to hold hybrid meetings, starting with the May 22, 2025, Board Meeting, with Members and Staff from Sioux Lookout and the Detachment Commander attending in-person together in the Council Chambers of the Sioux Lookout Municipal Office, and Members and Staff from Pickle Lake attending virtually or together in-person at a location of their choice; and further that the Rule and Procedure relating to how meetings are held be amended accordingly.

OR

THAT the Sioux Lookout OPP Detachment Board continues to hold its meetings fully virtually.

PURPOSE:

The purpose of this report is to provide the Board with an opportunity to discuss and determine if it wishes to change how meetings are held, i.e. virtually or “hybrid”.

BACKGROUND:

The Sioux Lookout OPP Detachment Board has approved a “Rule and Procedure” (RAP) setting out how meetings are held. A copy of the relevant RAP is attached for your reference.

Because of the distance between Sioux Lookout and Pickle Lake, the Board had approved that meetings would be held virtually. However, a DB Member has suggested that “hybrid” meetings be held, meaning that some members would attend in-person at a given location and some members would participate virtually (individually or as a small group).

To provide more details, the Detachment Board Member has suggested that Sioux Lookout DB Members and Staff and the Detachment Commander attend DB meetings together, in-person, in the Sioux Lookout Council Chambers, and that Pickle Lake DB

Members and Staff attend DB meetings virtually, either individually, or they can also attend together, in-person, at a location of their choice.

DISCUSSION:

The applicable Section of the RAP does allow for hybrid meetings, and is stated below for convenience:

5.0 Other Options for Meeting Format -- In-person and Hybrid Meetings

5.1 *Notwithstanding Section 1.0 above, the Board may hold an in-person or hybrid meeting at any time, subject to a motion of the Board approved by a two-thirds majority vote and proper notice.*

5.1.1 *Hybrid Meeting -- A hybrid meeting involves a mixture of in-person and remote attendees. Remote attendees join the meeting via a virtual meeting platform, such as Microsoft Teams or Zoom. In-person attendees sit together in a dedicated meeting room.*

5.2 *In-person and/or hybrid meetings are subject to the provisions of these Rules and Procedures including proper notice of the meeting, distribution and posting of the Agenda, attendance (regrets, absences), the Rules of Debate, decorum, etc., with necessary changes.*

The main reason for hybrid meetings would be to facilitate more effective meaningful discussion amongst the Members and between the Members and the Detachment Commander and/or Staff. It is sometimes challenging to facilitate meaningful discussions virtually.

In addition to these benefits to “hybrid” meetings, however, there are some drawbacks as well:

- It is more challenging to chair virtual meetings, and adding the “hybrid” mix to the format may increase that challenge. The Chair must ensure that everyone is properly engaged and heard and that, when Members vote, it can be seen.
- Those Members not meeting in person might feel less engaged with the discussion.

This report sets out two options:

- 1) leave the meetings as they are, i.e. fully virtual; or
- 2) change to hybrid meetings.

If Option 2 is selected, the RAP will have to be slightly amended, and hybrid meetings would commence with the May 22, 2025 Meeting.

FINANCIAL IMPLICATIONS:

Option 1 -- At this time, there are no Financial Implications for continuing with virtual meetings. The cost for the technology and support services is being contributed by the Municipality of Sioux Lookout.

Option 2 – At this time, there would be no Financial Implications for holding hybrid meetings if the Municipality of Sioux Lookout continues to cover the cost of the technology and support services.

ATTACHMENTS (1):

- Excerpt (3 pages) from Sioux Lookout OPP Detachment Board’s Rules and Procedures – Rule and Procedure titled: *Meetings -- Virtual, Live-Streamed/Video-Recorded Meetings; Posting of Web-link for Access to Meeting; Posting of Notice, Agendas, Web-link; Other Options for Meeting Format; Virtual Closed Meetings/Sessions*

SIGNATURES:

Written and Approved By:
Name: Brian P. MacKinnon
Title: Board Administrator

RULES AND PROCEDURES MANUAL

Sioux Lookout OPP Detachment Board

PROCEDURE NAME	Virtual, Live-Streamed/Video-Recorded Meetings; Posting of Web-link for Access to Meeting; Posting of Notice, Agendas, Web-link; Other Options for Meeting Format; Virtual Closed Meetings/Sessions		
SECTION	Meetings	DATE LAST REVISED	Nov 28, 2024
DATE CREATED	April 1, 2024	NEXT REVIEW DATE	May 2026
APPLICABLE CSPA SECTION	N/A	NO. OF PAGES	3
APPLICABLE REGULATION NO.	N/A	ALSO SEE	Communications – External – Webpage; Meetings – Notice; Agendas, etc.

1.0 Virtual Meetings

- 1.1 Due to the distance between Pickle Lake and Sioux Lookout (approximately 270km), it is not practical, time-efficient or cost-effective to hold “in-person” meetings on a regular basis. Therefore, the Board shall conduct Regular or Special Meetings, Open or Closed, virtually.
- 1.1.1 Virtual Meeting -- A virtual meeting allows for people in different physical locations to use their mobile or internet connected devices to meet in the same “virtual room”. Attendees join the meeting via a virtual meeting platform, such as Microsoft Teams or Zoom, as determined by the Board Administrator.
- 1.2 Virtual meetings are subject to the provisions of these Rules and Procedures including proper notice of the meeting, distribution and posting of the agenda, attendance (regrets, absences), the Rules of Debate, decorum, etc.
- 1.3 If technology is available and if authorized by the Board, by motion, the Municipality of Sioux Lookout and the Township of Pickle Lake may alternate “hosting” virtual meetings; otherwise, the Municipality of Sioux Lookout will host all meetings.
- 1.4 Members may participate by means of video-enabled conference telephone, electronic devices, or other communications devices as available.
- 1.5 A quorum (3) of the Board must participate in a virtual meeting in order for a meeting to proceed.
- 1.6 Members shall be required to be present for the duration of the meeting, with their cameras turned on and situated in a venue that is conducive to meeting expectations (e.g. privacy, confidentiality, etc.). Should a Member be required to leave the meeting for any reason*, permission shall be sought from the Chair*, and

the Member shall be excused (see 1.6.1 below), at which time the Member shall turn their audio and video off. The Member shall announce her/his return to the meeting by turning on his/her audio and video and advising the Chair that s/he has returned to the meeting*. The departure and return times shall be noted in the Minutes.

1.6.1 If quorum is lost as a result of the Member being excused, the meeting shall be deemed to be adjourned.*

*1.6.2 In the case of a declared Conflict of Interest wherein a Member is required to leave a meeting, permission of the Chair is not required. When the Member leaves a meeting because of a declared Conflict of Interest, s/he shall **completely disconnect from the meeting**. Once the Board concludes the discussion/decision on the subject matter specified in the Declaration, the Member shall be contacted (by the Administrator or the Recording Secretary) either by email or phone and advised that s/he may reconnect/sign into to the meeting. A Member leaving a meeting due to a declared Conflict of Interest does not result in a loss of quorum.

1.7 Should the connection for electronic participation be lost or interrupted, the meeting shall continue and the affected Member's time of departure from the meeting will be noted in the Minutes.

1.7.1 If quorum is lost as a result of disconnected or interrupted connection, the Board shall wait five minutes while the Member tries to rectify the situation. If the Member is unable to reconnect, the meeting shall be deemed to be adjourned.

1.8 For the purposes of voting, Members present at a virtual meeting shall ensure that their intentions are clear and understood, i.e. verbalizing their vote and raising their hand, pursuant to the direction from the Chair.

2.0 Posting Notice, Agendas, Web-links, etc.

For virtual meetings, the web link, phone number or other electronic connection information to access the meetings will be published on the Board's webpage and on the meeting Agenda. Should circumstances exist that the Board's webpage is not available, notice shall be provided in a manner that will provide access to the largest number of members of the public possible in the circumstances.

3.0 Live-Streamed and Video-Recorded Meetings

3.1 Detachment Board meetings that are open to the public will be live-streamed on an appropriate internet-based platform that is generally available to the public. Should internet services not exist or be unavailable, meetings may be held by telephone conference or other available electronic means. The open portion of the meeting will be recorded and the link to the recording posted on the Board's webpage as soon as practicable.

3.2 For live-streamed and/or video-recorded meetings, the following shall apply:

3.2.1 At the start of the meeting, the Chair shall advise all in attendance that:

- a. the meeting is being live-streamed and video-recorded;
- b. the opinions individuals representing a Delegation/Presentation are their own, and the Board is not responsible for Delegates'/Presenters' comments or any materials delegates choose to provide;
- c. the link to the livestream is posted on the Agenda so that the public can view the live proceedings, which is also the link to the video recording.

3.2.2 Whenever possible, the Board will advise all Delegates/Presenters in advance of the meeting that the meeting and their presentation will be live-streamed and video-recorded, and the recording posted for public viewing.

3.3 A recorded video of a Board meeting is not an official record of that meeting. The official record of the Board meeting shall consist solely of the Minutes approved by the Board.

4.0 Closed Meetings/Sessions

4.1 Closed Meetings/Sessions will also be held virtually.

4.2 Closed Meetings will not be live-streamed.

4.3 For a Closed Session falling within an Open Meeting, the electronic platform "break-out room" function will be used. Specific instructions will be provided to attendees when required.

5.0 Other Options for Meeting Format -- In-person and Hybrid Meetings

5.1 Notwithstanding Section 1.0 above, the Board may hold an in-person or hybrid meeting at any time, subject to a motion of the Board approved by a two-thirds majority vote and proper notice.

5.1.1 Hybrid Meeting -- A hybrid meeting involves a mixture of in-person and remote attendees. Remote attendees join the meeting via a virtual meeting platform, such as Microsoft Teams or Zoom. In-person attendees sit together in a dedicated meeting room.

5.2 In-person and/or hybrid meetings are subject to the provisions of these Rules and Procedures including proper notice of the meeting, distribution and posting of the Agenda, attendance (regrets, absences), the Rules of Debate, decorum, etc., with necessary changes.

Doug Lawrance Report on OAPSB Zone Meeting in Thunder Bay December 10, 11 '24

Day 1

OAPSB – Zone Meeting – December 10, 2024

1. The meeting was attended by approximately 15 people including representatives from Fort Frances, Atikokan, Terrace Bay, Schreiber, Marathon, Thunder Bay, Machin, Pickle Lake, and Sioux Lookout.
2. A Treasurer's report for the Zone was provided.
3. Chair of the Zone, John McTaggart, reported on his activities as Chair. These are summarized in the Meeting Minutes.
4. Rick Dumas provided a report on his activities as Director OPP Zone 1 North. (see Minutes)
5. Lisa Darling, Executive Director OAPSB, provided a presentation on the work being done at the OAPSB. (see Minutes)
6. An open discussion was held about various topics, including: Board training, insurance for Boards, Provincial appointees, policing costs to communities.

Day 2

OASPB Zone 1 Meeting

1. The meeting was attended by those attending the December 10th meeting plus OPP Detachment Commanders, other OPP, and Provincial representatives.
2. Chief Superintendent Bryan McKillop discussed and noted:
 - Membership, Leadership, Governance
 - Officers don't know about governance
 - We need to hit reset button between membership & governance
 - Introduce boards to membership
 - Need better an contemporary, open communication regarding the positive policing work being done
 - Feeling safe vs Being safe
 - We need supportive institutions prior to police intervention, and post-police intervention – people are falling through the cracks
 - We need to have conversations with agencies to help them see things through policing lens
 - Bail reform – 'Project Return' was noted, and, the high number of CFS Hours across our region dealing with Breaches was noted
 - The Chief Superintendent noted the following as threats in the region:

- Politics – Border, LCBO
- Civil disorder – politics, environment, viral and immediate spread of information & sensational content
- Organized Crime – street gangs, vulnerable & marginalised people, infusion of diversity. – a borderless issue

The Chief Superintendent noted investments being made in – Intelligence, Analytics, CSCU, E.R.T. and finished by saying that our strength lies in working together as members, leadership & governance .

Chief Darcy Fleury – Thunder Bay

- Noted their focus on TRC training related to our area

Inspector Mike Kreisz

- Noted that he is currently seconded to Treaty 3, and that Treaty 3 Police has 105 members and could grow to 130

Lac Seul Police Service

- Phil Laporte (Inspector) noted :
 - LSPS is 1 of 9 independent FN PS in Ontario
 - Funding is 52%/48% Fed/Prov.
 - 20 members
 - 2 person detective unit & 1 person canine unit
 - 2 new sergeant positions
 - Struggles – still considered a non-essential service, recruitment, housing

Anishinabe Police Service – Inspector Derek Johnson

- 52% Feds/48% Prov. Funding
- 98 members
- Issues – underfunding; organized crime; vulnerable population
- We like the idea of a Canada where all cultures are encouraged to develop in harmony with one another

Dep Chief & OAC Pres. Roger Wilkie & OAPSB E.D. Lisa Darling

- Governance, leadership, membership:
 - Take care of the inside of your house, or you can never take care of your community
 - Never had a decision get worse because of more information

- Culture eats strategy for breakfast
- Have funding for marketing recruitment in Ontario
- Find ways to align to get better traction
- L.D. – new Detachment Boards are focused on entire area policing
- Board members can be engaged & have relationship with members, inspector
- Culture is about belonging
- Bring members to Board meetings
- Communicate with community re positive stories
- Incoming members will choose location based on reputation
- Bring members into board meetings to highlight programs and what is being done
- Survey members – but must act on results
- Importance of in-person meetings for a positive culture
- How do you measure culture of your service (question to board members)
- Annual reporting by leadership on culture
- A healthy culture protects your workplace & want to stay at work
- Bake-in cultural reporting to boards as well as data reports
- Should we, as a board, be creating a Strat Plan?
- All 3 (membership, leadership, governance) leaning in some direction
- Surround members with what they need for success
- When selecting Inspector – think of culture and people leadership vs ‘project management’
- Do you know if the Inspector would come to you with a problem with culture? Is Inspector more interested in self promotion & promotion in organization
- The 3 (membership, leadership, governance) are not/should not be in silos

Katherine Ross

- Discussed ‘cost recovery’ and provided a handout

Superintendent Steve Rideout

- Noted that the Government is government committed to undertaking 2 reviews – discount model and billing model

Deputy Commissioner Chris Hawkins

- Discussed Staffing considerations and various efforts that have improved the situation: ERT full time; Special Constables; changes in Officers going remote
- Digital notebooks for members
- Helicopter coming into Northwest – based in SLKT
- OPP procuring a jet – esp. for tactical team
- NW Region will be receiving some new detachment buildings
- Border Security enhancements – Provincial initiative

Morgan Terry – Office of the Inspector General

- CSPA established by OIG to provide oversight to monitor and conduct inspections, handle public complaints and to publicly report
- Since April 1, 2024 - 468 complaints
 - Delivery of adequate policing (response time, never attending cfs, sub-par investigation) 34%
 - Board member conduct 6%
 - Board procedure/policy 5%
 - Officer conduct 35%
 - Prior to CSPA 8%
- Inspections Overview
 - Focused on local performance vs legislated
 - Assessing adequate & effective policing
 - Promoting improvements in governance & service delivery to ensure locally responsive policing that is reasonable (based on community needs)
 - Police dispatch & response time
 - Strategic policy direction by Board
 - Ensure measures for accountability, transparency & community engagement are in place

OACP – President Rep. Chief Roger Wilkie

- The job of OACP is to be the voice of Police leadership
- 43 Municipal police forces, OPP, and FN PS's
- Represents about 40% of "Police Leaders" in Canada
- Noted:
 - Have been navigating turn-over in SOL GEN office
 - Absolute need for justice modernization

- Re-envision court system
- Leverage technology
- How to instill confidence in policing system (1st ½ hour Law & Order, 2nd ½ hour Justice System)
- Bail - streamline court management; better staffing
- Disclosure protocol
- Grant modernization

OAPSB – John McTaggart (Zone 1)

- OAPSB is the voice of police governance in Ontario
- CSPA challenges
 - Mandatory training
 - Board renumeration
 - Policy development
 - Insurance challenges
 - Naming convention for Boards
 - Provincial Appointees
 - Community committees
 - Local Action Plan - Methods to reduce CFS
- OAPSB recognized the need for change several years ago, and:
 - Hired employees, restructured fees
 - Fee will go to \$0.21/PC

D/CST Jessica Quijóns & Guest Lisa Faria

Provided information on encounters between deaf people & police

Cathy Woodbeak – Chair of Thunder Bay Multicultural Centre

Discussed welcome to newcomers.

Kevin Holland MPP

Provided remarks.