



Ontario Provincial Police

Pickle Lake Detachment

Fourth Quarter Report

September– December 2024

Detachment Commander: A/Inspector Michael KREISZ

Operations Manager: A/Staff Sergeant Russ SAUDINO

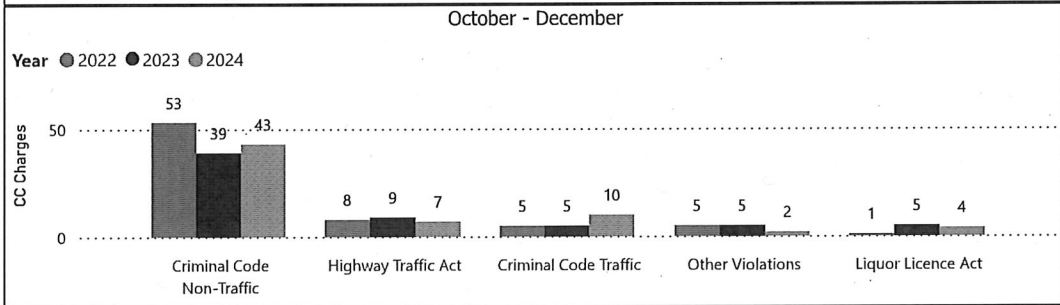
"Working together through engagement Education and Enforcement to identify

Proactive and Innovative strategies to keep our community safe"

**OPP Detachment Board Report
Records Management System
October - December 2024**

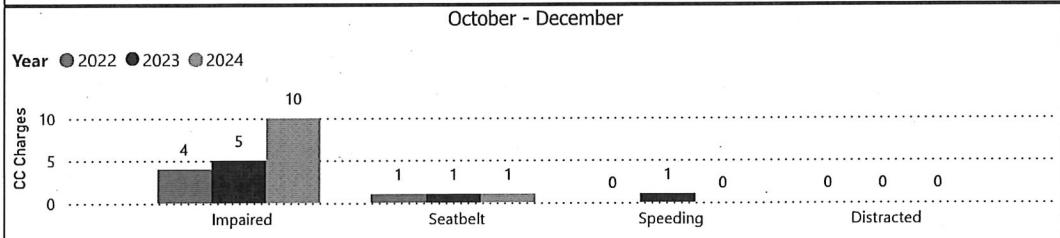
Criminal Code and Provincial Statute Charges Laid						
October - December						
Year	2022		2023		2024	
ChargeCategory1	Offence Count	% Change	Offence Count	% Change	Offence Count	% Change
Criminal Code Non-Traffic	53	--	39	-26.4%	43	10.3%
Criminal Code Traffic	5	--	5	0.0%	10	100.0%
Highway Traffic Act	8	--	9	12.5%	7	-22.2%
Liquor Licence Act	1	--	5	400.0%	4	-20.0%
Other Violations	5	--	5	0.0%	2	-60.0%
Total	72	--	63	-12.5%	66	4.8%

YTD						
Year	2022		2023		2024	
ChargeCategory1	Offence Count	% Change	Offence Count	% Change	Offence Count	% Change
Criminal Code Non-Traffic	173	--	162	-6.4%	183	13.0%
Criminal Code Traffic	23	--	11	-52.2%	15	36.4%
Highway Traffic Act	49	--	66	34.7%	53	-19.7%
Liquor Licence Act	3	--	14	366.7%	15	7.1%
Other Violations	15	--	19	26.7%	16	-15.8%
Total	263	--	272	3.4%	282	3.7%



Traffic Related Charges						
October - December						
Year	2022		2023		2024	
ChargeCategory2	Offence Count	% Change	Offence Count	% Change	Offence Count	% Change
Speeding	0	--	1	--	0	-100.0%
Seatbelt	1	--	1	0.0%	1	0.0%
Impaired	4	--	5	25.0%	10	100.0%
Distracted	0	--	0	--	0	--

YTD						
Year	2022		2023		2024	
ChargeCategory2	Offence Count	% Change	Offence Count	% Change	Offence Count	% Change
Speeding	2	--	3	50.0%	4	33.3%
Seatbelt	3	--	2	-33.3%	1	-50.0%
Impaired	18	--	10	-44.4%	15	50.0%
Distracted	0	--	2	--	0	-100.0%



Detachment: 2L - SIOUX LOOKOUT
Location code(s): 2L20 - PICKLE LAKE

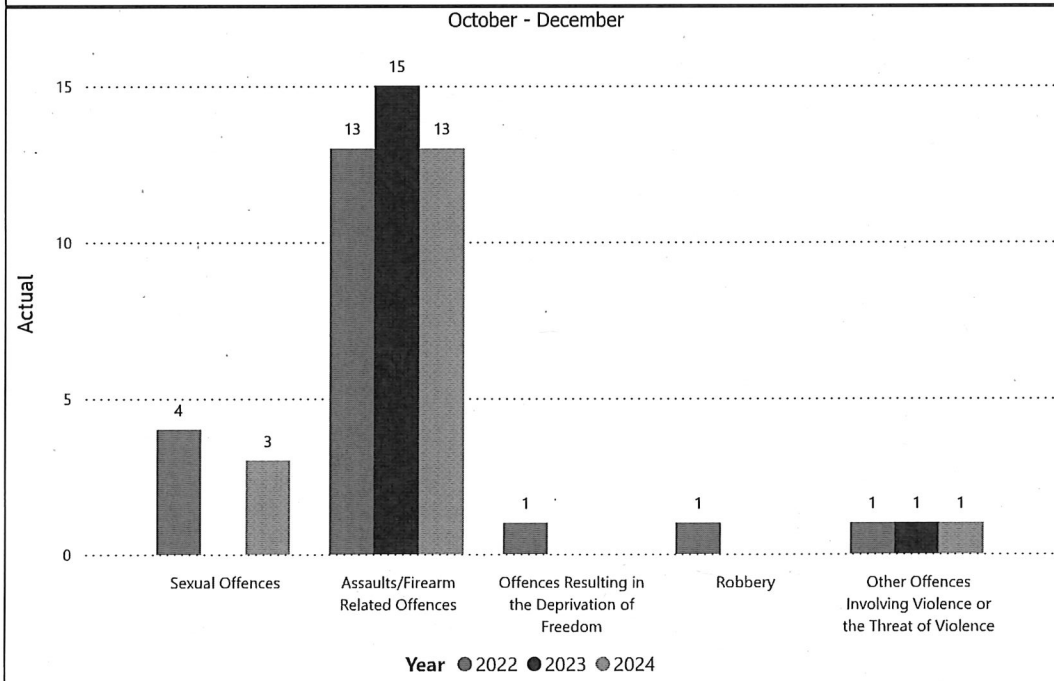
Area(s): 2010 - Pickle Lake
Data source date:
27-Jan-25

Report Generated on:
31-Jan-2025 3:48:03 PM

**OPP Detachment Board Report
Records Management System
October - December 2024**

Violent Crime						
October-December						
Year	2022		2023		2024	
	Actual	% Change	Actual	% Change	Actual	% Change
ViolationGrp						
Homicides	0	--	0	--	0	--
Other Offences Causing Death	0	--	0	--	0	--
Attempted Murder	0	--	0	--	0	--
Sexual Offences	4	--	0	-100.0%	3	--
Assaults/Firearm Related Offences	13	--	15	15.4%	13	-13.3%
Offences Resulting in the Deprivation of Freedom	1	--	0	-100.0%	0	--
Robbery	1	--	0	-100.0%	0	--
Other Offences Involving Violence or the Threat of Violence	1	--	1	0.0%	1	0.0%
Offences in Relation to Sexual Services	0	--	0	--	0	--
Total	20	--	16	-20.0%	17	6.3%

YTD						
Year	2022		2023		2024	
	Actual	% Change	Actual	% Change	Actual	% Change
ViolationGrp						
Homicides	0	--	0	--	0	--
Other Offences Causing Death	0	--	0	--	0	--
Attempted Murder	0	--	0	--	0	--
Sexual Offences	12	--	8	-33.3%	9	12.5%
Assaults/Firearm Related Offences	68	--	63	-7.4%	47	-25.4%
Offences Resulting in the Deprivation of Freedom	1	--	0	-100.0%	0	--
Robbery	1	--	0	-100.0%	1	--
Other Offences Involving Violence or the Threat of Violence	4	--	6	50.0%	12	100.0%
Offences in Relation to Sexual Services	0	--	0	--	0	--
Total	86	--	77	-10.5%	69	-10.4%



Detachment: 2L - SIOUX LOOKOUT
Location code(s): 2L20 - PICKLE LAKE

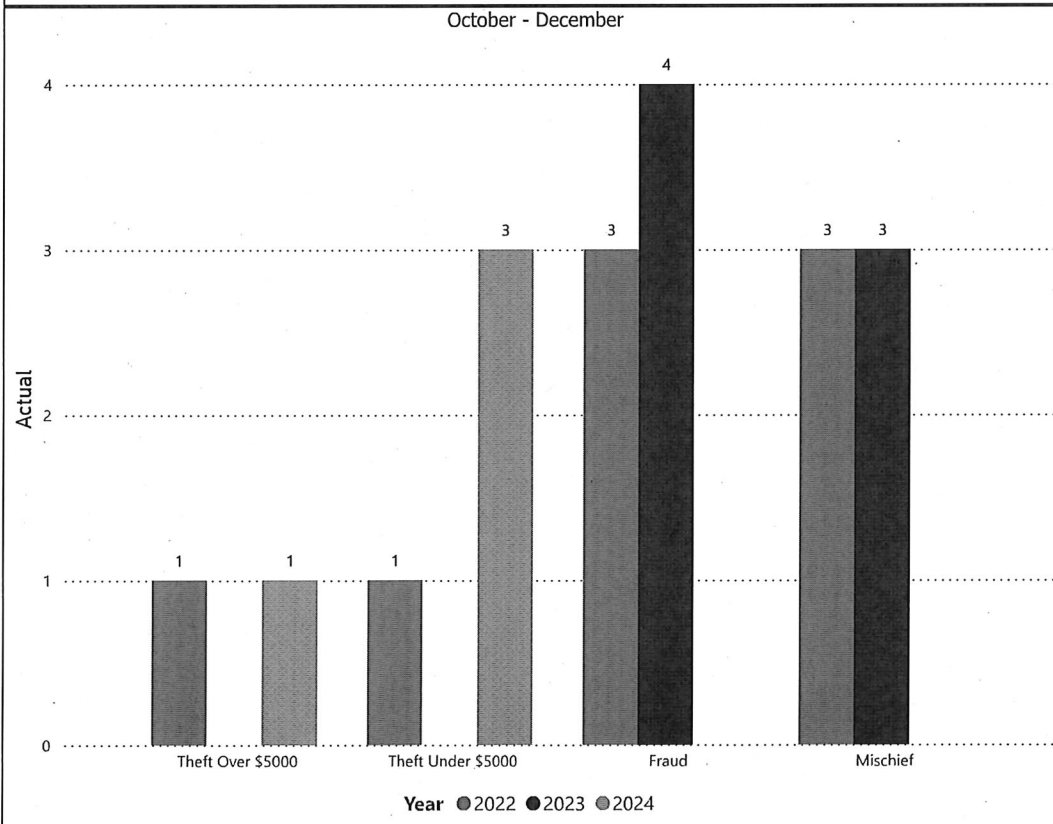
Area(s): 2010 - Pickle Lake
Data source date:
27-Jan-2025

Report Generated on:
31-Jan-2025 3:48:03 PM

**OPP Detachment Board Report
Records Management System
October - December 2024**

Property Crime						
October - December						
Year	2022		2023		2024	
ViolationGrp	Actual	% Change	Actual	% Change	Actual	% Change
Arson	0	--	0	--	0	--
Break and Enter	0	--	0	--	0	--
Theft Over \$5000	1	--	0	-100.0%	1	--
Theft Under \$5000	1	--	0	-100.0%	3	--
Possession/Trafficking Stolen Goods	0	--	0	--	0	--
Fraud	3	--	4	33.3%	0	-100.0%
Mischief	3	--	3	0.0%	0	-100.0%
Total	8	--	7	-12.5%	4	-42.9%

YTD						
Year	2022		2023		2024	
ViolationGrp	Actual	% Change	Actual	% Change	Actual	% Change
Arson	1	--	1	0.0%	0	-100.0%
Break and Enter	4	--	3	-25.0%	5	66.7%
Theft Over \$5000	4	--	2	-50.0%	3	50.0%
Theft Under \$5000	4	--	5	25.0%	6	20.0%
Possession/Trafficking Stolen Goods	0	--	0	--	0	--
Fraud	6	--	6	0.0%	6	0.0%
Mischief	17	--	15	-11.8%	8	-46.7%
Total	36	--	32	-11.1%	28	-12.5%



Detachment: 2L - SIOUX LOOKOUT
Location code(s): 2L20 - PICKLE LAKE

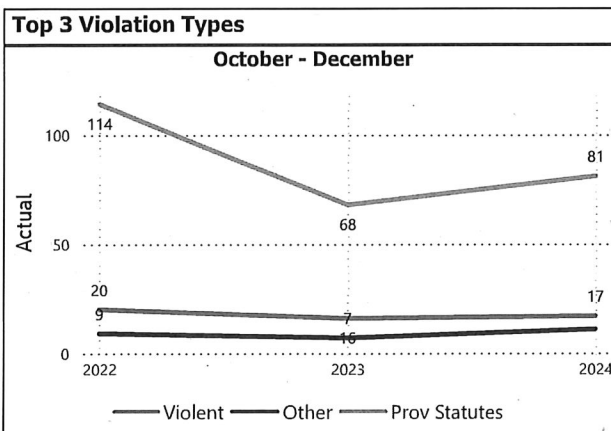
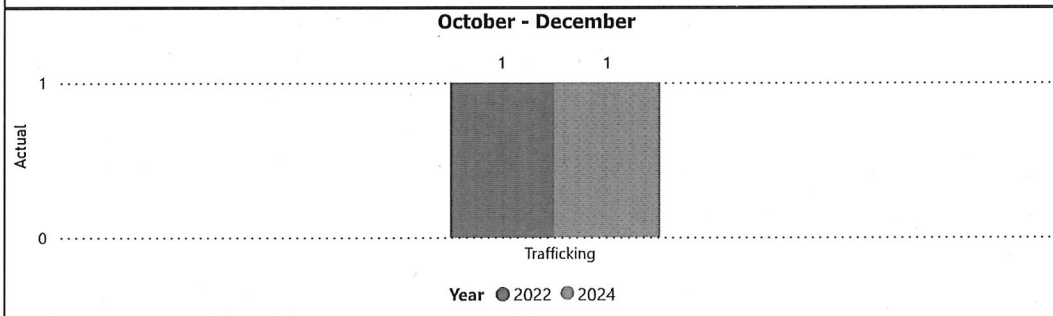
Area(s): 2010 - Pickle Lake
Data source date:
27-Jan-2025

Report Generated on:
31-Jan-2025 3:48:03 PM

**OPP Detachment Board Report
Records Management System
October - December 2024**

Drug Crime						
October - December						
Year	2022		2023		2024	
ViolationGrp	Actual	% Change	Actual	% Change	Actual	% Change
Possession	0	--	0	--	0	--
Trafficking	1	--	0	-100.0%	1	--
Importation & Production	0	--	0	--	0	--
Cannabis Possession	0	--	0	--	0	--
Cannabis Distribution	0	--	0	--	0	--
Cannabis Sale	0	--	0	--	0	--
Cannabis Importation & Exportation	0	--	0	--	0	--
Cannabis Production	0	--	0	--	0	--
Other Cannabis Violations	0	--	0	--	0	--
Total	1	--	0	-100.0%	1	--

YTD						
Year	2022		2023		2024	
ViolationGrp	Actual	% Change	Actual	% Change	Actual	% Change
Possession	2	--	0	-100.0%	1	--
Trafficking	1	--	1	0.0%	2	100.0%
Importation & Production	0	--	0	--	0	--
Cannabis Possession	0	--	0	--	0	--
Cannabis Distribution	0	--	0	--	0	--
Cannabis Sale	0	--	0	--	0	--
Cannabis Importation & Exportation	0	--	0	--	0	--
Cannabis Production	0	--	0	--	0	--
Other Cannabis Violations	0	--	0	--	0	--
Total	3	--	1	-66.7%	3	200.0%



Top 5 Violation Groups

October - December

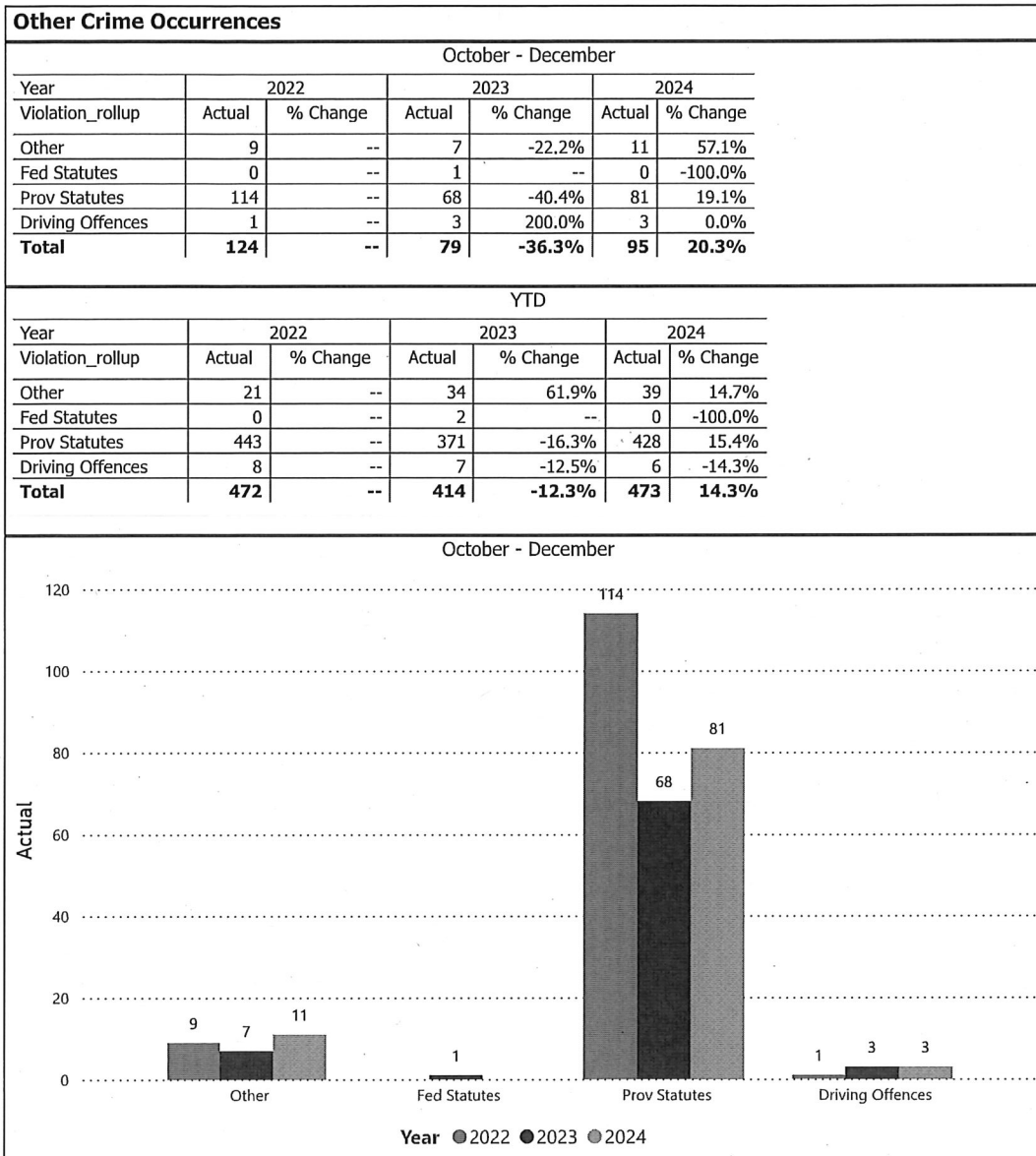
ViolationGrp	2022	2023	2024	Total
Provincial Statutes	114	68	81	263
Assaults/Firearm Related Offences	13	15	13	41
Failure to Comply	6	5	8	19
Disturb the Peace	3	2	3	8
Sexual Offences	4	0	3	7
Fraud	3	4	0	7

Detachment: 2L - SIOUX LOOKOUT
Location code(s): 2L20 - PICKLE LAKE

Area(s): 2010 - Pickle Lake
Data source date:
27-Jan-2025

Report Generated on:
31-Jan-2025 3:48:03 PM

**OPP Detachment Board Report
Records Management System
October - December 2024**



Detachment: 2L - SIOUX LOOKOUT
Location code(s): 2L20 - PICKLE LAKE

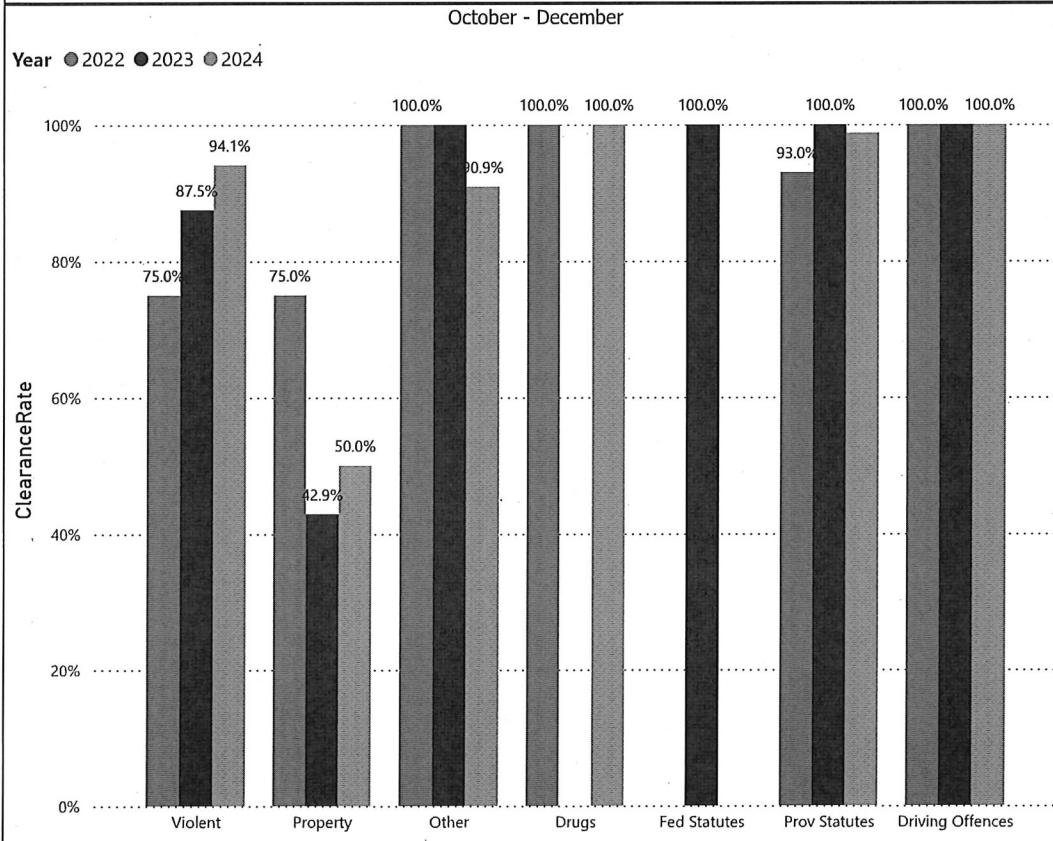
Area(s): 2010 - Pickle Lake
Data source date:
27-Jan-2025

Report Generated on:
31-Jan-2025 3:48:03 PM

**OPP Detachment Board Report
Records Management System
October - December 2024**

Clearance Rate						
October - December						
Year	2022		2023		2024	
	%	% Change	%	% Change	%	% Change
Violent	75.0%	--	87.5%	16.7%	94.1%	7.6%
Property	75.0%	--	42.9%	-42.9%	50.0%	16.7%
Other	100.0%	--	100.0%	0.0%	90.9%	-9.1%
Drugs	100.0%	--		-100.0%	100.0%	--
Fed Statutes			100.0%	--		-100.0%
Prov Statutes	93.0%	--	100.0%	7.5%	98.8%	-1.2%
Driving Offences	100.0%	--	100.0%	0.0%	100.0%	0.0%

YTD						
Year	2022		2023		2024	
	%	% Change	%	% Change	%	% Change
Violation_rollup						
Violent	81.4%	--	85.7%	5.3%	95.7%	11.6%
Property	44.4%	--	59.4%	33.6%	50.0%	-15.8%
Other	85.7%	--	97.1%	13.2%	89.7%	-7.5%
Drugs	100.0%	--	100.0%	0.0%	100.0%	0.0%
Fed Statutes			100.0%	--		-100.0%
Prov Statutes	97.3%	--	98.9%	1.7%	99.1%	0.1%
Driving Offences	100.0%	--	100.0%	0.0%	100.0%	0.0%

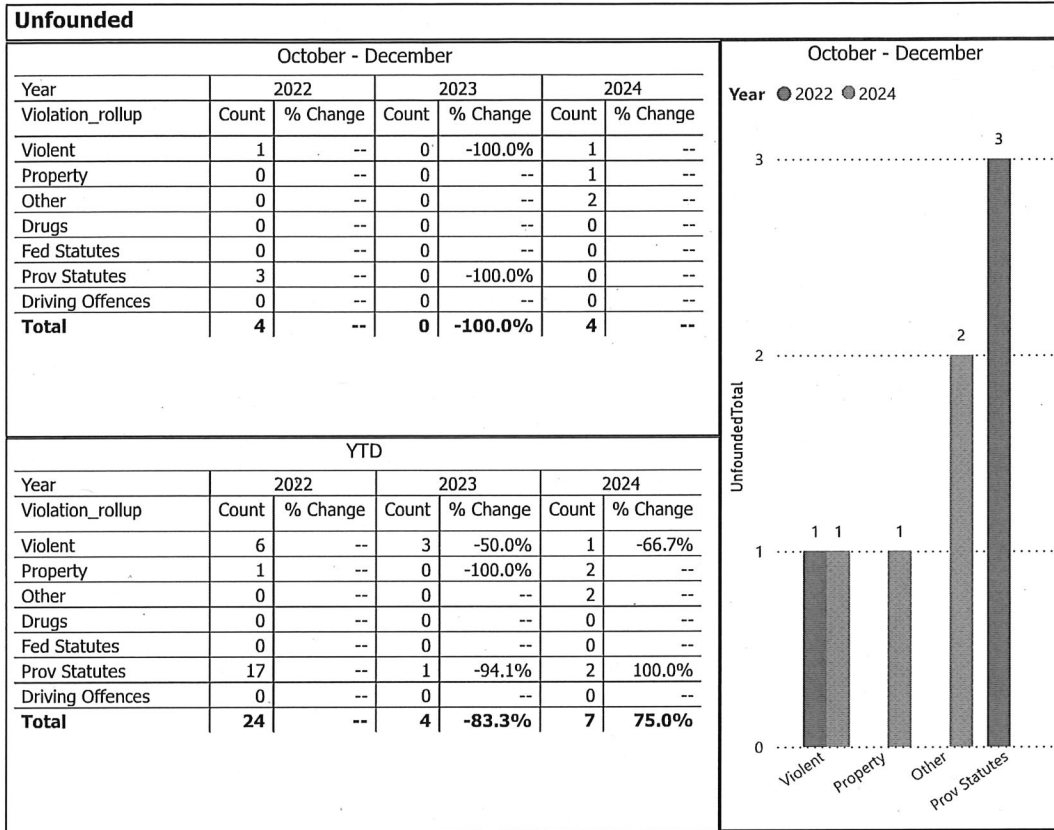


Detachment: 2L - SIOUX LOOKOUT
Location code(s): 2L20 - PICKLE LAKE

Area(s): 2010 - Pickle Lake
Data source date:
27-Jan-2025

Report Generated on:
31-Jan-2025 3:48:03 PM

**OPP Detachment Board Report
Records Management System
October - December 2024**



Detachment: 2L - SIOUX LOOKOUT
Location code(s): 2L20 - PICKLE LAKE

Area(s): 2010 - Pickle Lake
Data source date:
27-Jan-2025

Report Generated on:
31-Jan-2025 3:48:03 PM

**OPP Detachment Board Report
Records Management System
October - December 2024**

Youth Charges by Disposition Type			
October - December			
Disposition_Type	2022	2023	2024
Bail	0	0	0
Conviction	0	0	0
Diversion	2	0	2
NonConviction	2	0	0
NotAccepted	0	0	0
POATicket	0	0	0
Total	4	0	2

YTD			
Disposition_Type	2022	2023	2024
Bail	0	0	0
Conviction	0	0	0
Diversion	5	6	3
NonConviction	5	6	0
NotAccepted	0	0	0
POATicket	0	0	1
Total	10	12	4

Legend: ● Diversion ● NonConviction

Year	Diversion	NonConviction
2022	2	2
2023	0	0
2024	2	0

Youth Charges by Disposition and Occurrence Type							
October - December							
Year	2024						Total
OccType	Bail	Conviction	Diversion	NonConviction	NotAccepted	POATicket	
Assault	0	0	1	0	0	0	1
Other provincial statutes		0	1	0	0	0	1
Total	0	0	2	0	0	0	2

YTD							
Year	2024						Total
OccType	Bail	Conviction	Diversion	NonConviction	NotAccepted	POATicket	
Assault	0	0	1	0	0	0	1
Mischief		0	1	0	0	0	1
Motor vehicle collision		0	0	0	0	1	1
Other provincial statutes		0	1	0	0	0	1
Total	0	0	3	0	0	1	4

The tables and chart on this page present summarized youth charges by disposition and occurrence type that have been recorded in the OPP Niche RMS application. Of note... the Niche data sourced for this report page only lists youth charges that have had a disposition type entered against them. Therefore, please be aware that the counts of youth charges entries on this report page are under stating the potential sum of youth charges that are in OPP Niche RMS.

Detachment: 2L - SIOUX LOOKOUT
Location code(s): 2L20 - PICKLE LAKE

Area(s): 2010 - Pickle Lake
Data source date:
27-Jan-2025

Report Generated on:
31-Jan-2025 3:52:34 PM

**OPP Detachment Board Report
Records Management System
October - December 2024**

Mental Health Act Occurrences		
October - December		
Year	Occurrences	Unfounded
2022	5	0
2023	12	0
2024	12	0

YTD		
Year	Occurrences	Unfounded
2022	36	0
2023	60	0
2024	69	0

Mental Health Act Occurrences by Occurrence Type		
October - December		
Year	2024	
	Occurrences	Unfounded
OccurrenceType		
Attempt or threat of suicide	9	0
Bail violations	1	0
Mental health act	1	0
Trouble with youth	1	0
Total	12	0

Detachment: 2L - SIOUX LOOKOUT
Location code(s): 2L20 - PICKLE LAKE

Area(s): 2010 - Pickle Lake
Data source date:
27-Jan-2025

Report Generated on:
31-Jan-2025 3:48:03 PM

**OPP Detachment Board Report
Records Management System
October - December 2024**

Overdose Occurrences				YTD			
October - December				YTD			
Fatal	2022	2023	2024	Fatal	2022	2023	2024
<input type="checkbox"/> Fatal	0	0	0	<input type="checkbox"/> Fatal	1	0	0
non-opioid overdose	0	0	0	non-opioid overdose	1	0	0
opioid overdose	0	0	0	opioid overdose	0	0	0
<input type="checkbox"/> non-Fatal	0	0	0	<input type="checkbox"/> non-Fatal	0	0	1
non-opioid overdose	0	0	0	non-opioid overdose	0	0	1
opioid overdose	0	0	0	opioid overdose	0	0	0
Total	0	0	0	Total	1	0	1

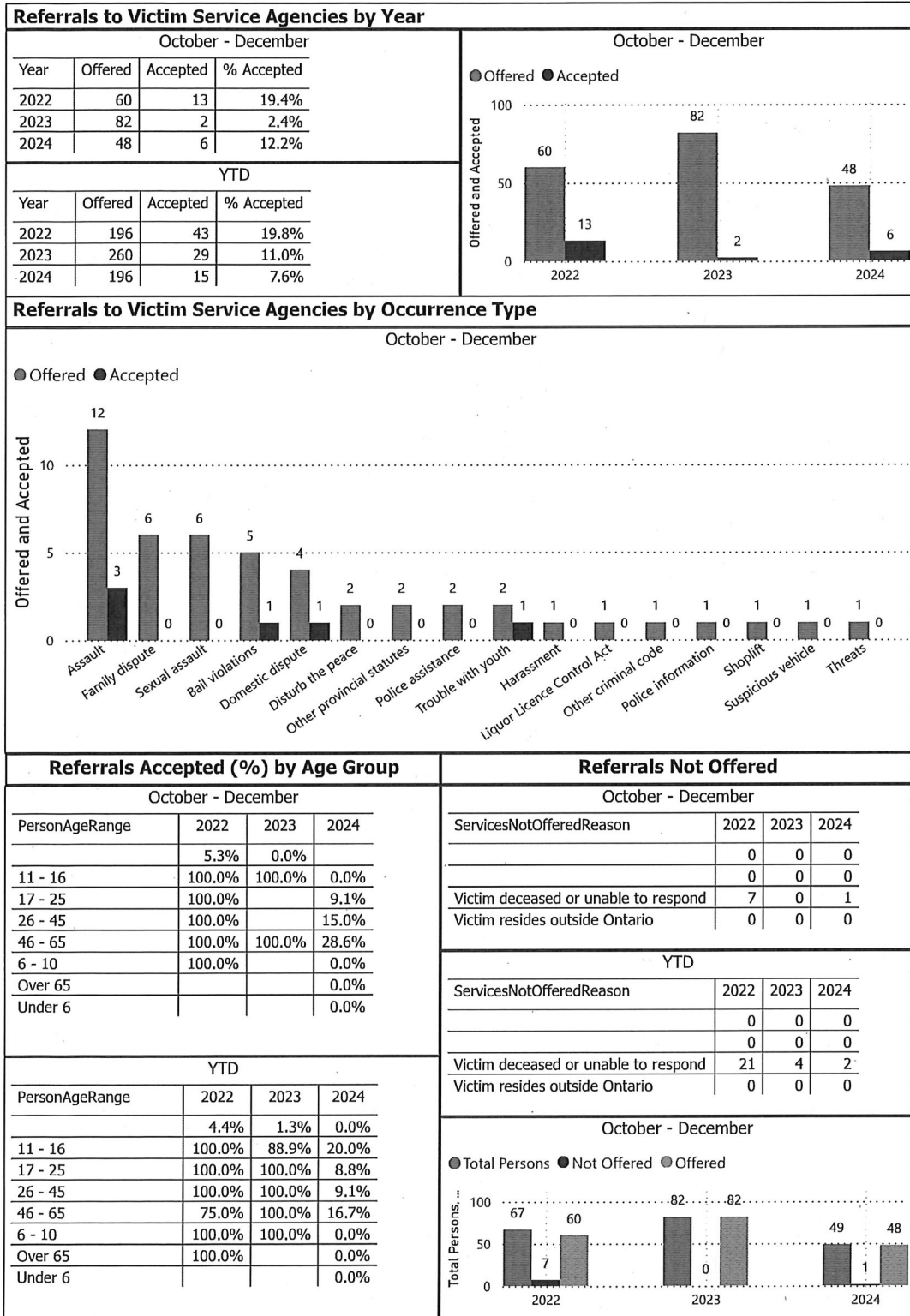
Fatal Overdose Occurrences	Non-Fatal Overdose Occurrences
October - December	October - December
<p>● non-opioid overdose ● opioid overdose</p> <p>Y-axis: ODocurrences (0.0 to 1.0) X-axis: 2022, 2023, 2024</p>	<p>● non-opioid overdose ● opioid overdose</p> <p>Y-axis: ODocurrences (0.0 to 1.0) X-axis: 2022, 2023, 2024</p>

Detachment: 2L - SIOUX LOOKOUT
Location code(s): 2L20 - PICKLE LAKE

Area(s): 2010 - Pickle Lake
Data source date:
(Blank)

Report Generated on:
31-Jan-2025 3:48:03 PM

OPP Detachment Board Report Records Management System October - December 2024

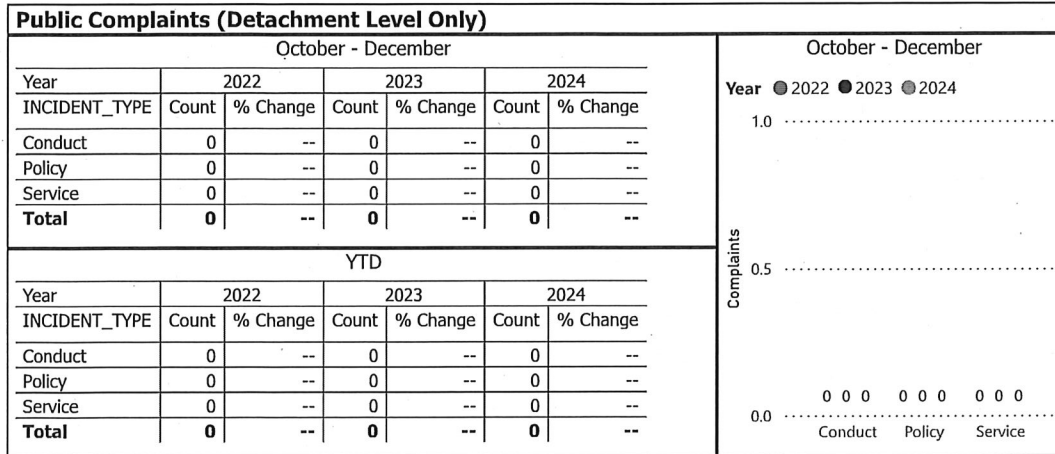


Detachment: 2L - SIOUX LOOKOUT
Location code(s): 2L20 - PICKLE LAKE

Area(s): 2010 - Pickle Lake
Data source date:
27-Jan-2025

Report Generated on:
31-Jan-2025 3:48:03 PM

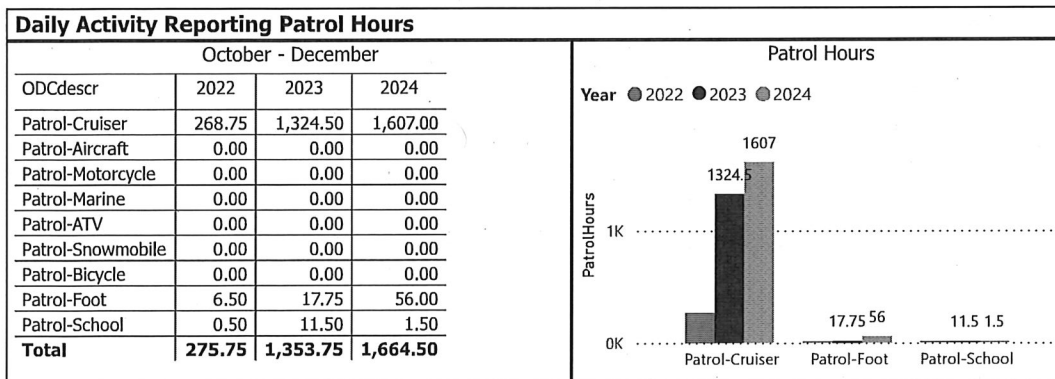
**OPP Detachment Board Report
Records Management System
October - December 2024**



Data source: RMS Data Feed
Ontario Provincial Police, Professional Standards Bureau Commander Reports - File Manager System

Data source date:
(Blank)

Daily Activity Reporting



Data source (Daily Activity Reporting System) date:
27-Jan-2025

Detachment: 2L - SIOUX LOOKOUT
Location code(s): 2L20 - PICKLE LAKE

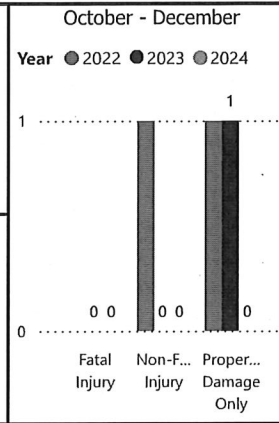
Data source date:
(Blank)

Report Generated on:
31-Jan-2025 3:48:03 PM

**OPP Detachment Board Report
Collision Reporting System
October - December 2023**

Motor Vehicle Collisions by Type						
October - December						
Year	2022		2023		2024	
CollisionType	Incidents	% Change	Incidents	% Change	Incidents	% Change
Fatal Injury	0	--	0	--	0	--
Non-Fatal Injury	1	--	0	-100.0%	0	--
Property Damage Only	1	--	1	0.0%	0	-100.0%
Total	2	--	1	-50.0%	0	-100.0%

YTD						
Year	2022		2023		2024	
CollisionType	Incidents	% Change	Incidents	% Change	Incidents	% Change
Fatal Injury	0	--	0	--	0	--
Non-Fatal Injury	2	--	0	-100.0%	0	--
Property Damage Only	14	--	3	-78.6%	4	33.3%
Total	16	--	3	-81.3%	4	33.3%



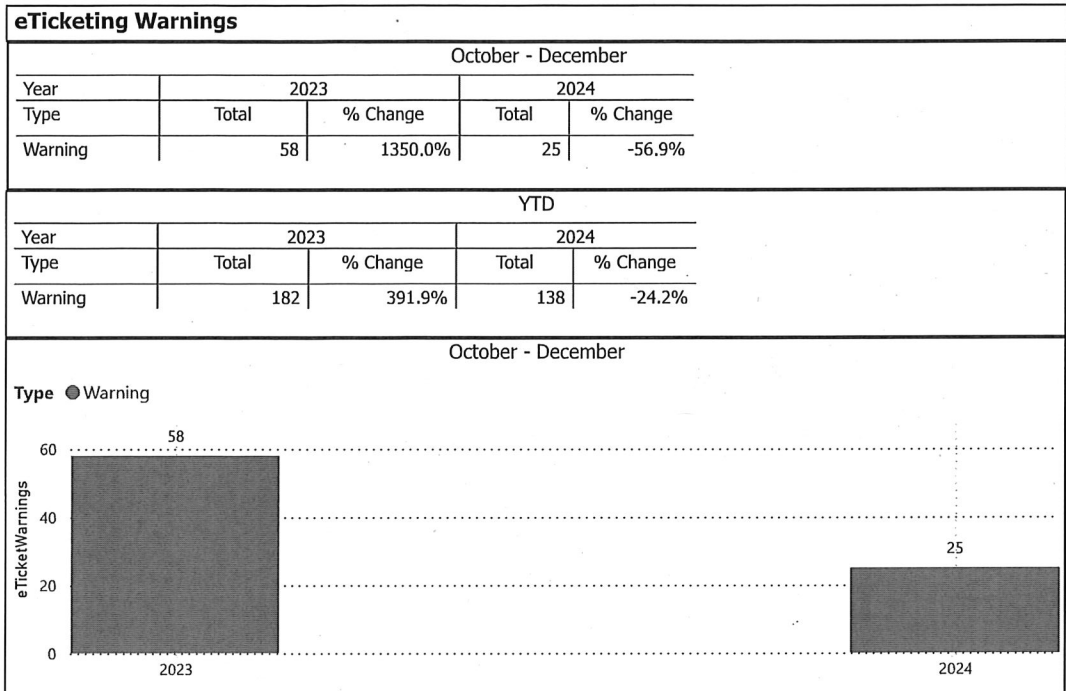
Data source (Collision Reporting System) date:
27-Jan-2025

Detachment: 2L - SIOUX LOOKOUT
Location code(s): 2L20 - PICKLE LAKE

Area(s): 2010 - Pickle Lake
Data source date:
27-Jan-2025

Report Generated on:
31-Jan-2025 3:48:03 PM

**OPP Detachment Board Report
Records Management System
October - December 2024**



Note: The eTicketing system was not fully implemented until the end of 2022, therefore data is only available beginning in 2023. % Change in 2023 may appear higher in this report due to the incomplete 2022 data.

Detachment: 2L - SIOUX LOOKOUT
Location code(s): 2L20 - PICKLE LAKE

Area(s): 2010 - Pickle Lake
Data source date:
27-Jan-25

Report Generated on:
31-Jan-2025 3:49:13 PM

**OPP Detachment Board Report
Collision Reporting System
October - December 2023**

Fatalities in Detachment Area - Incidents									
October - December									
Type	Motor Vehicle			Motorized Snow Vehicle			Off-Road Vehicle		
Year	Alcohol/Drugs	Incidents	% Change	Alcohol/Drugs	Incidents	% Change	Alcohol/Drugs	Incidents	% Change
2022	0	0	--	0	0	--	0	0	--
2023	0	0	--	0	0	--	0	0	--
2024	0	0	--	0	0	--	0	0	--

YTD									
Type	Motor Vehicle			Motorized Snow Vehicle			Off-Road Vehicle		
Year	Alcohol/Drugs	Incidents	% Change	Alcohol/Drugs	Incidents	% Change	Alcohol/Drugs	Incidents	% Change
2022	0	0	--	0	0	--	0	0	--
2023	0	0	--	0	0	--	0	0	--
2024	0	0	--	0	0	--	0	0	--

Fatalities in Detachment Area - Persons Killed						
October - December						
Type	Motor Vehicle		Motorized Snow Vehicle		Off-Road Vehicle	
Year	Persons Killed	% Change	Persons Killed	% Change	Persons Killed	% Change
2022	0	--	0	--	0	--
2023	0	--	0	--	0	--
2024	0	--	0	--	0	--

YTD						
Type	Motor Vehicle		Motorized Snow Vehicle		Off-Road Vehicle	
Year	Persons Killed	% Change	Persons Killed	% Change	Persons Killed	% Change
2022	0	--	0	--	0	--
2023	0	--	0	--	0	--
2024	0	--	0	--	0	--

Primary Causal Factors in Fatal Motor Vehicle Collisions							
October - December				YTD			
	2022	2023	2024		2022	2023	2024
Speeding	0	0	0	Speeding	0	0	0
Speeding % Change	--	--	--	Speeding % Change	--	--	--
Distracted	0	0	0	Distracted	0	0	0
Distracted % Change	--	--	--	Distracted % Change	--	--	--
Alcohol/Drugs	0	0	0	Alcohol/Drugs	0	0	0
Alcohol/Drugs % Change	--	--	--	Alcohol/Drugs % Change	--	--	--
Wildlife	0	0	0	Wildlife	0	0	0
Wildlife % Change	--	--	--	Wildlife % Change	--	--	--
NoSeatbelt	0	0	0	NoSeatbeltYTD	0	0	0
NoSeatbelt YoY%	--	--	--	NoSeatbeltYTD YoY%	--	--	--

Data source (Collision Reporting System) date:
27-Jan-2025

Detachment: 2L - SIOUX LOOKOUT
Location code(s): 2L20 - PICKLE LAKE

Area(s): 2010 - Pickle Lake
Data source date:
27-Jan-2025

Report Generated on:
31-Jan-2025 3:48:03 PM

OPP Detachment Board Report
Report Information Page

Report Data Source Information:**Data Sources Utilized**

- Niche RMS – CTSB Data Feed
- Collision Reporting System (eCRS)
- POIB File Manager
- Daily Activity Reporting System

Niche RMS

RMS data presented in this report is dynamic in nature and any numbers may change over time as the OPP continue to investigate and solve crime.

The following report tabs acquire their data from the OPP Niche RMS – CTSB Data Feed

- Complaints (Public Complaints Section Only)
- Charges
- Warnings
- Violent Crime
- Property Crime
- Drug Crime
- Clearance Rate
- Unfounded
- Other Crime
- Youth Charges
- MHA – Mental Health Act
- Overdose
- Victim Services

Collision Reporting System (eCRS)

Traffic related data for Collisions and Fatalities are collected from the OPP eCRS application.

The following report tabs acquire their data from the OPP eCRS (Collision Reporting System)

- Collisions
- Fatalities

DAR (Daily Activity Reporting)

Patrol hours are collected from the OPP DAR application.

The following report tabs acquire their data from the OPP DAR (Daily Activity Reporting)

- Complaints (Patrol Hours Section Only)



Calls For Service (CFS) Billing Summary Report

Pickle Lake October to December - 2024

Billing Categories <i>(Billing categories below do not match traditional crime groupings)</i>	2024				2023			
	October to December	Year to Date	Time Standard	Year To Date Weighted Hours	October to December	Year to Date	Time Standard	Year To Date Weighted Hours
Violent Criminal Code	18	70	15.4	1,078.0	16	79	15.4	1,216.6
Property Crime Violations	5	31	6.3	195.3	8	33	6.3	207.9
Other Criminal Code Violations (Excluding traffic)	12	39	7.3	284.7	7	34	7.3	248.2
Drug Possession	0	1	6.9	6.9	0	1	6.9	6.9
Drugs	1	2	80.6	161.2	0	1	80.6	80.6
Statutes & Acts	10	55	3.5	192.5	12	50	3.5	175.0
Operational	82	285	3.8	1,083.0	69	228	3.8	866.4
Operational2	3	17	1.5	25.5	4	18	1.5	27.0
Traffic	1	11	3.8	41.8	3	7	3.8	26.6
Total	132	511		3,068.9	119	451		2,855.2

Note to Detachment Commanders:

- The content of each report is to be shared by the Detachment Commander only with the municipality for which it was generated. The municipality may treat this as a public document and distribute it as they wish.
- All data is sourced from the Niche RMS application. Included are 'reported' occurrences (actuals and unfounded occurrences) for 'billable' occurrences ONLY. Data is refreshed on a weekly basis.
- The Traffic category includes motor vehicle collision (MVC) occurrences entered into Niche (UCR code 8521). MVCs are NOT sourced from the eCRS application for this report.
- Only the primary violation is counted within an occurrence.
- Time standards displayed are for the 2024 billing period.

Note to Municipalities:

- Data contained within this report is dynamic in nature and numbers will change over time as the Ontario Provincial Police continues to investigate and solve crime.
- This report is NOT to be used for crime trend analysis as not all occurrences are included.
- Data groupings within this report do not match traditional crime groupings seen in other public reports such as the OPP Police Services Board reports or Statistics Canada reporting.



Calls For Service (CFS) Billing Summary Report

Pickle Lake October to December - 2024

Billing Categories <i>(Billing categories below do not match traditional crime groupings)</i>		2024				2023			
		October to December	Year to Date	Time Standard	Year To Date Weighted Hours	October to December	Year to Date	Time Standard	Year To Date Weighted Hours
Violent Criminal Code	Sexual Assault	2	6	15.4	92.4	0	7	15.4	107.8
	Sexual Interference	1	3	15.4	46.2	0	0		0.0
	Voyeurism	0	0		0.0	0	1	15.4	15.4
	Non-Consensual Distribution of Intimate Images	0	0		0.0	0	1	15.4	15.4
	Assault With Weapon or Causing Bodily Harm-Level 2	3	8	15.4	123.2	4	12	15.4	184.8
	Assault-Level 1	9	32	15.4	492.8	9	48	15.4	739.2
	Using firearm (or imitation) in commission of offence	0	1	15.4	15.4	0	0		0.0
	Assault Peace Officer	0	5	15.4	77.0	2	4	15.4	61.6
	Other Assaults / Admin Noxious thing	1	1	15.4	15.4	0	0		0.0
	Robbery, With Threat of Violence	0	1	15.4	15.4	0	0		0.0
	Criminal Harassment	0	1	15.4	15.4	0	1	15.4	15.4
	Indecent/Harassing Communications	1	1	15.4	15.4	0	0		0.0
	Utter Threats to Person	1	11	15.4	169.4	1	3	15.4	46.2
	Utter Threats to Person -Police Officer	0	0		0.0	0	1	15.4	15.4
	Other Criminal Code * against public order	0	0		0.0	0	1	15.4	15.4
	Total	18	70	15.4	1,078.0	16	79	15.4	1,216.6
Property Crime Violations	Arson - Others	0	0		0.0	0	1	6.3	6.3
	Break & Enter	0	6	6.3	37.8	0	3	6.3	18.9
	Theft Over - Construction Site	0	1	6.3	6.3	0	0		0.0
	Theft of Motor Vehicle	0	1	6.3	6.3	0	2	6.3	12.6
	Theft of - Construction Vehicles	1	1	6.3	6.3	0	0		0.0
	Theft under - Persons	0	1	6.3	6.3	0	0		0.0
	Theft under - Trailers	0	0		0.0	0	2	6.3	12.6
	Theft under - Other Theft	3	3	6.3	18.9	0	2	6.3	12.6
	Theft Under \$5,000 [SHOPLIFTING]	1	3	6.3	18.9	0	1	6.3	6.3



Calls For Service (CFS) Billing Summary Report

Pickle Lake October to December - 2024

Billing Categories <i>(Billing categories below do not match traditional crime groupings)</i>		2024				2023			
		October to December	Year to Date	Time Standard	Year To Date Weighted Hours	October to December	Year to Date	Time Standard	Year To Date Weighted Hours
Property Crime Violations	Fraud - False Pretence <= \$5,000	0	1	6.3	6.3	0	0		0.0
	Fraud - Forgery & Uttering	0	0		0.0	1	1	6.3	6.3
	Fraud -Money/property/security > \$5,000	0	1	6.3	6.3	0	0		0.0
	Fraud -Money/property/security <= \$5,000	0	3	6.3	18.9	2	4	6.3	25.2
	Personation with Intent (fraud)	0	1	6.3	6.3	0	0		0.0
	Fraud - False Pretence > \$5,000	0	0		0.0	1	1	6.3	6.3
	Mischief - master code	0	7	6.3	44.1	2	10	6.3	63.0
	Mischief [Graffiti - Non Gang Related]	0	0		0.0	0	1	6.3	6.3
	Interfere with lawful use, enjoyment of property	0	1	6.3	6.3	1	4	6.3	25.2
	Property Damage	0	1	6.3	6.3	1	1	6.3	6.3
	Total	5	31	6.3	195.3	8	33	6.3	207.9
Other Criminal Code Violations (Excluding traffic)	Offensive Weapons-Possession of Weapons	0	0		0.0	0	1	7.3	7.3
	Bail Violations - Fail To Comply	8	25	7.3	182.5	5	25	7.3	182.5
	Bail Violations - Recognizance	0	1	7.3	7.3	0	0		0.0
	Disturb the Peace	3	10	7.3	73.0	2	6	7.3	43.8
	Obstruct Public Peace Officer	0	2	7.3	14.6	0	0		0.0
	Breach of Probation	1	1	7.3	7.3	0	0		0.0
	Obstruct Justice/Fabricate Evidence	0	0		0.0	0	2	7.3	14.6
	Total	12	39	7.3	284.7	7	34	7.3	248.2
Drug Possession	Possession Cocaine	0	1	6.9	6.9	0	0		0.0
	Drug related occurrence	0	0		0.0	0	1	6.9	6.9
	Total	0	1	6.9	6.9	0	1	6.9	6.9
Drugs	Trafficking Cocaine	1	2	80.6	161.2	0	1	80.6	80.6
	Total	1	2	80.6	161.2	0	1	80.6	80.6
Statutes & Acts	Youth Criminal Justice Act (YCJA)	0	0		0.0	1	2	3.5	7.0
	Landlord/Tenant	1	2	3.5	7.0	0	0		0.0



Calls For Service (CFS) Billing Summary Report

Pickle Lake October to December - 2024

Billing Categories <i>(Billing categories below do not match traditional crime groupings)</i>		2024				2023			
		October to December	Year to Date	Time Standard	Year To Date Weighted Hours	October to December	Year to Date	Time Standard	Year To Date Weighted Hours
Statutes & Acts	Mental Health Act	0	3	3.5	10.5	2	6	3.5	21.0
	Mental Health Act - Attempt Suicide	2	6	3.5	21.0	2	6	3.5	21.0
	Mental Health Act - Threat of Suicide	5	20	3.5	70.0	2	11	3.5	38.5
	Mental Health Act - Voluntary Transport	1	6	3.5	21.0	0	3	3.5	10.5
	Mental Health Act - Placed on Form	0	0		0.0	0	2	3.5	7.0
	Mental Health Act - Apprehension	0	0		0.0	1	2	3.5	7.0
	Trespass To Property Act	1	18	3.5	63.0	4	18	3.5	63.0
	Total	10	55	3.5	192.5	12	50	3.5	175.0
Operational	Animal - Bear Complaint	0	5	3.8	19.0	0	31	3.8	117.8
	Animal Bite	0	0		0.0	1	1	3.8	3.8
	Animal Stray	0	2	3.8	7.6	0	1	3.8	3.8
	Animal Injured	0	0		0.0	0	2	3.8	7.6
	Animal - Other	1	1	3.8	3.8	0	0		0.0
	Animal - Dog Owners Liability Act	0	0		0.0	0	2	3.8	7.6
	Domestic Disturbance	7	29	3.8	110.2	12	28	3.8	106.4
	Suspicious Person	1	9	3.8	34.2	1	6	3.8	22.8
	Fire - Building	1	1	3.8	3.8	1	2	3.8	7.6
	Fire - Other	0	2	3.8	7.6	0	2	3.8	7.6
	Insecure Condition - Master code	0	1	3.8	3.8	1	1	3.8	3.8
	Insecure Condition - Building	0	3	3.8	11.4	0	1	3.8	3.8
	Missing Person under 12	0	0		0.0	0	1	3.8	3.8
	Missing Person 12 & older	0	1	3.8	3.8	1	4	3.8	15.2
	Missing Person Located Under 12	0	0		0.0	0	2	3.8	7.6
	Missing Person Located 12 & older	0	1	3.8	3.8	0	5	3.8	19.0
	Noise Complaint - Master code	3	5	3.8	19.0	0	1	3.8	3.8
	Noise Complaint - Vehicle	0	1	3.8	3.8	0	0		0.0
	Noise Complaint - Residence	0	2	3.8	7.6	2	2	3.8	7.6



Calls For Service (CFS) Billing Summary Report

Pickle Lake October to December - 2024

Billing Categories <i>(Billing categories below do not match traditional crime groupings)</i>		2024				2023			
		October to December	Year to Date	Time Standard	Year To Date Weighted Hours	October to December	Year to Date	Time Standard	Year To Date Weighted Hours
Operational	Noise Complaint - Animal	1	1	3.8	3.8	0	0		0.0
	Noise Complaint - Others	0	2	3.8	7.6	0	1	3.8	3.8
	Found Property - Master code	0	1	3.8	3.8	0	1	3.8	3.8
	Found-Personal Accessories	1	2	3.8	7.6	0	0		0.0
	Found-Household Property	0	0		0.0	0	1	3.8	3.8
	Found - Gun	1	1	3.8	3.8	0	0		0.0
	Lost Property - Master code	0	1	3.8	3.8	1	2	3.8	7.6
	Lost-Personal Accessories	0	1	3.8	3.8	0	0		0.0
	Sudden Death - Natural Causes	0	0		0.0	0	1	3.8	3.8
	Sudden Death - Others	0	0		0.0	0	1	3.8	3.8
	Suspicious Vehicle	2	4	3.8	15.2	2	3	3.8	11.4
	Trouble with Youth	6	16	3.8	60.8	0	8	3.8	30.4
	Unwanted Persons	21	84	3.8	319.2	19	48	3.8	182.4
	Neighbour Dispute	1	2	3.8	7.6	1	3	3.8	11.4
	Assist Public	28	86	3.8	326.8	22	52	3.8	197.6
	Distressed/Overdue Motorist	1	4	3.8	15.2	1	5	3.8	19.0
	Family Dispute	7	17	3.8	64.6	4	10	3.8	38.0
	Total	82	285	3.8	1,083.0	69	228	3.8	866.4
Operational2	False Alarm -Others	1	2	1.5	3.0	1	5	1.5	7.5
	False Alarm - Cancelled	0	0		0.0	0	1	1.5	1.5
	Keep the Peace	2	14	1.5	21.0	3	11	1.5	16.5
	911 call / 911 hang up	0	1	1.5	1.5	0	0		0.0
	911 call - Dropped Cell	0	0		0.0	0	1	1.5	1.5
	Total	3	17	1.5	25.5	4	18	1.5	27.0
Traffic	MVC - Prop. Dam. Non Reportable	1	8	3.8	30.4	2	4	3.8	15.2
	MVC - Prop. Dam. Reportable (MOTOR VEHICLE COLLISION)	0	3	3.8	11.4	1	3	3.8	11.4
	Total	1	11	3.8	41.8	3	7	3.8	26.6
Total	132	511		3,068.9	119	451		2,855.2	



Calls For Service (CFS) Billing Summary Report

Pickle Lake
October to December - 2024

Note to Detachment Commanders:

- The content of each report is to be shared by the Detachment Commander only with the municipality for which it was generated. The municipality may treat this as a public document and distribute it as they wish.
- All data is sourced from the Niche RMS application. Included are 'reported' occurrences (actuals and unfounded occurrences) for 'billable' occurrences ONLY. Data is refreshed on a weekly basis.
- The Traffic category includes motor vehicle collision (MVC) occurrences entered into Niche (UCR code 8521). MVCs are NOT sourced from the eCRS application for this report.
- Only the primary violation is counted within an occurrence.
- Time standards displayed are for the 2024 billing period.

Note to Municipalities:

- Data contained within this report is dynamic in nature and numbers will change over time as the Ontario Provincial Police continues to investigate and solve crime.
- This report is NOT to be used for crime trend analysis as not all occurrences are included.
- Data groupings within this report do not match traditional crime groupings seen in other public reports such as the OPP Police Services Board reports or Statistics Canada reporting.