



Ontario Provincial Police

Sioux Lookout Detachment

Fourth Quarter Report

September– December 2024

Detachment Commander: A/Inspector Michael KREISZ

Operations Manager: A/Staff Sergeant Russ SAUDINO

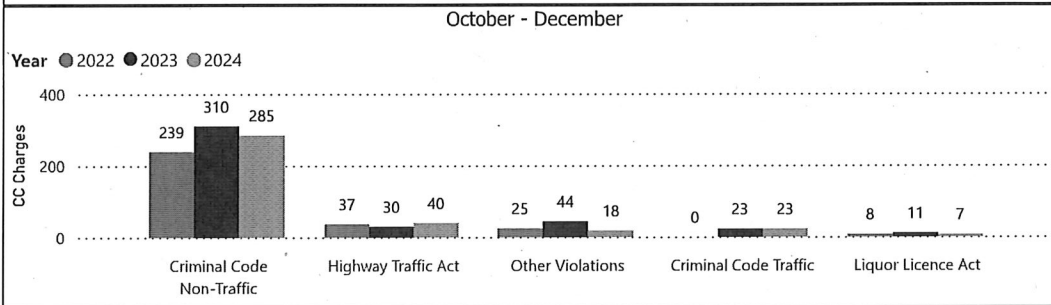
"Working together through engagement Education and Enforcement to identify

Proactive and Innovative strategies to keep our community safe"

**OPP Detachment Board Report
Records Management System
October - December 2024**

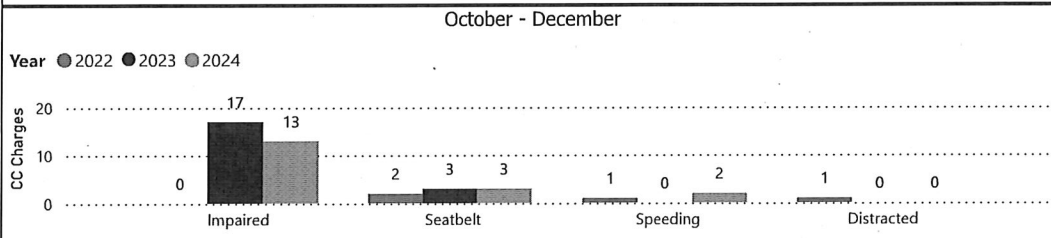
Criminal Code and Provincial Statute Charges Laid						
October - December						
Year	2022		2023		2024	
ChargeCategory1	Offence Count	% Change	Offence Count	% Change	Offence Count	% Change
Criminal Code Non-Traffic	239	--	310	29.7%	285	-8.1%
Criminal Code Traffic	0	--	23	--	23	0.0%
Highway Traffic Act	37	--	30	-18.9%	40	33.3%
Liquor Licence Act	8	--	11	37.5%	7	-36.4%
Other Violations	25	--	44	76.0%	18	-59.1%
Total	309	--	418	35.3%	373	-10.8%

YTD						
Year	2022		2023		2024	
ChargeCategory1	Offence Count	% Change	Offence Count	% Change	Offence Count	% Change
Criminal Code Non-Traffic	844	--	1,180	39.8%	1,330	12.7%
Criminal Code Traffic	59	--	75	27.1%	87	16.0%
Highway Traffic Act	185	--	171	-7.6%	182	6.4%
Liquor Licence Act	40	--	59	47.5%	45	-23.7%
Other Violations	118	--	140	18.6%	136	-2.9%
Total	1,246	--	1,625	30.4%	1,780	9.5%



Traffic Related Charges						
October - December						
Year	2022		2023		2024	
ChargeCategory2	Offence Count	% Change	Offence Count	% Change	Offence Count	% Change
Speeding	1	--	0	-100.0%	2	--
Seatbelt	2	--	3	50.0%	3	0.0%
Impaired	0	--	17	--	13	-23.5%
Distracted	1	--	0	-100.0%	0	--

YTD						
Year	2022		2023		2024	
ChargeCategory2	Offence Count	% Change	Offence Count	% Change	Offence Count	% Change
Speeding	5	--	5	0.0%	10	100.0%
Seatbelt	26	--	19	-26.9%	19	0.0%
Impaired	53	--	62	17.0%	66	6.5%
Distracted	10	--	1	-90.0%	2	100.0%

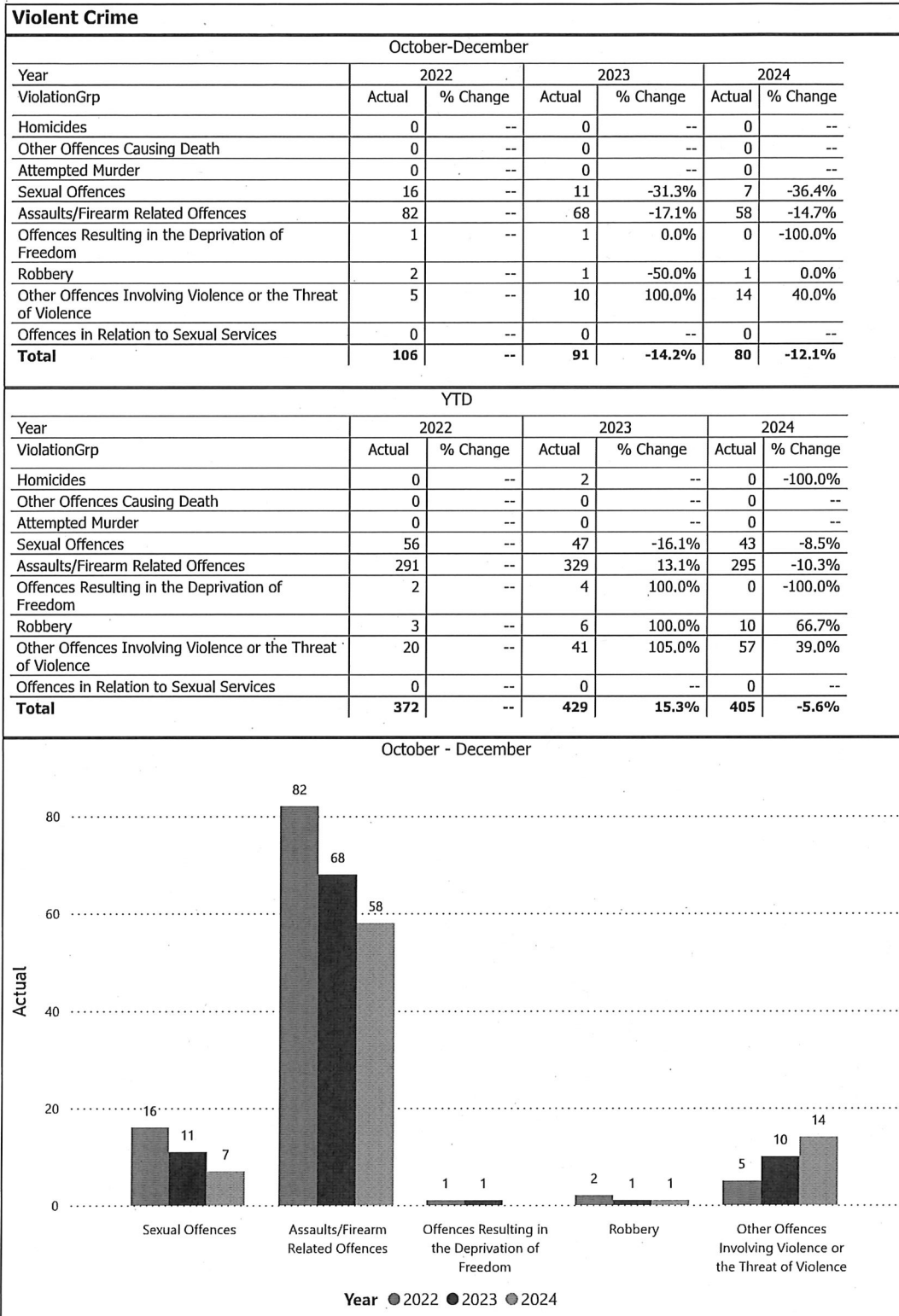


Detachment: 2L - SIOUX LOOKOUT
Location code(s): 2L00 - SIOUX LOOKOUT

Area(s): 2012 - Sioux Lookout (Jud/Jor/Der/Ver)
Data source date:
27-Jan-25

Report Generated on:
31-Jan-2025 1:14:45 PM

**OPP Detachment Board Report
Records Management System
October - December 2024**



Detachment: 2L - SIOUX LOOKOUT

Location code(s): 2L00 - SIOUX LOOKOUT

Area(s): 2012 - Sioux Lookout (Jud/Jor/Der/Ver)

Data source date:

27-Jan-2025

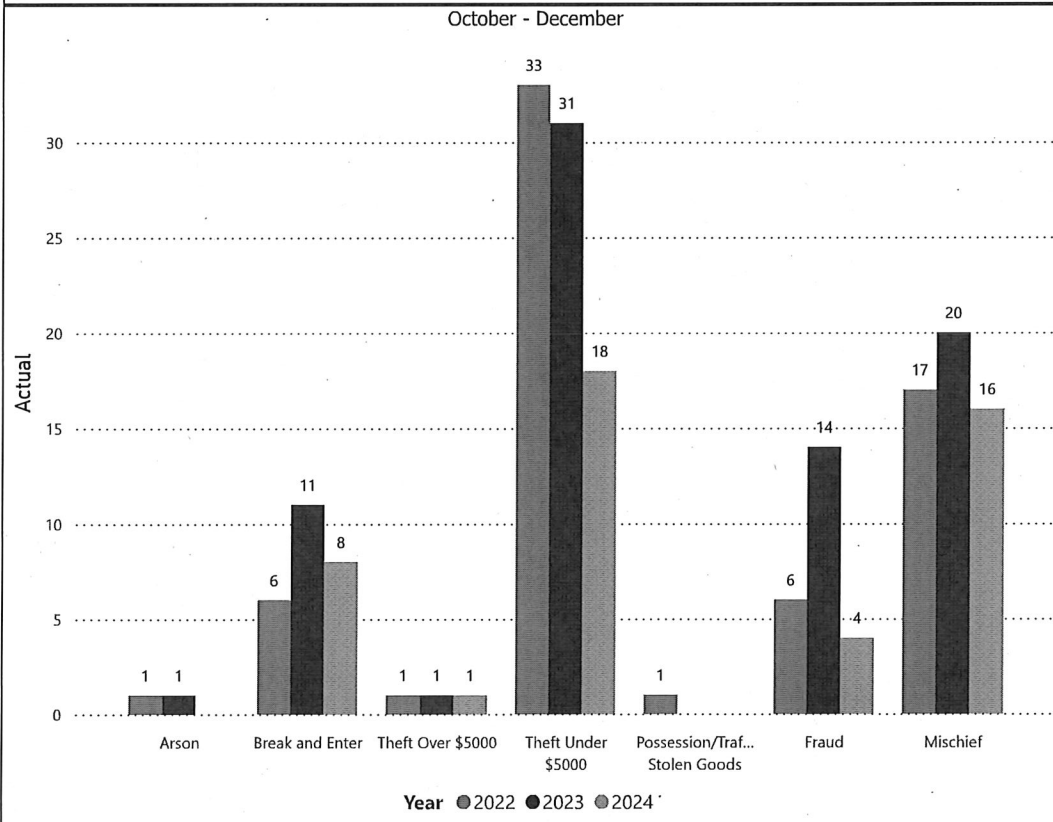
Report Generated on:

31-Jan-2025 1:14:45 PM

**OPP Detachment Board Report
Records Management System
October - December 2024**

Property Crime						
October - December						
Year	2022		2023		2024	
ViolationGrp	Actual	% Change	Actual	% Change	Actual	% Change
Arson	1	--	1	0.0%	0	-100.0%
Break and Enter	6	--	11	83.3%	8	-27.3%
Theft Over \$5000	1	--	1	0.0%	1	0.0%
Theft Under \$5000	33	--	31	-6.1%	18	-41.9%
Possession/Trafficking Stolen Goods	1	--	0	-100.0%	0	--
Fraud	6	--	14	133.3%	4	-71.4%
Mischief	17	--	20	17.6%	16	-20.0%
Total	65	--	78	20.0%	47	-39.7%

YTD						
Year	2022		2023		2024	
ViolationGrp	Actual	% Change	Actual	% Change	Actual	% Change
Arson	2	--	3	50.0%	2	-33.3%
Break and Enter	27	--	38	40.7%	41	7.9%
Theft Over \$5000	7	--	4	-42.9%	13	225.0%
Theft Under \$5000	95	--	124	30.5%	91	-26.6%
Possession/Trafficking Stolen Goods	2	--	5	150.0%	1	-80.0%
Fraud	22	--	35	59.1%	29	-17.1%
Mischief	68	--	108	58.8%	97	-10.2%
Total	223	--	317	42.2%	274	-13.6%



Detachment: 2L - SIOUX LOOKOUT
Location code(s): 2L00 - SIOUX LOOKOUT

Area(s): 2012 - Sioux Lookout (Jud/Jor/Der/Ver)
Data source date:
27-Jan-2025

Report Generated on:
31-Jan-2025 1:14:45 PM

**OPP Detachment Board Report
Records Management System
October - December 2024**

Drug Crime						
October - December						
Year	2022		2023		2024	
ViolationGrp	Actual	% Change	Actual	% Change	Actual	% Change
Possession	1	--	3	200.0%	1	-66.7%
Trafficking	4	--	7	75.0%	4	-42.9%
Importation & Production	0	--	0	--	0	--
Cannabis Possession	0	--	0	--	0	--
Cannabis Distribution	0	--	0	--	0	--
Cannabis Sale	0	--	0	--	0	--
Cannabis Importation & Exportation	0	--	0	--	0	--
Cannabis Production	0	--	0	--	0	--
Other Cannabis Violations	0	--	0	--	0	--
Total	5	--	10	100.0%	5	-50.0%

YTD						
Year	2022		2023		2024	
ViolationGrp	Actual	% Change	Actual	% Change	Actual	% Change
Possession	12	--	22	83.3%	22	0.0%
Trafficking	13	--	28	115.4%	32	14.3%
Importation & Production	0	--	0	--	0	--
Cannabis Possession	0	--	0	--	0	--
Cannabis Distribution	0	--	0	--	0	--
Cannabis Sale	0	--	0	--	0	--
Cannabis Importation & Exportation	0	--	0	--	0	--
Cannabis Production	0	--	0	--	0	--
Other Cannabis Violations	2	--	0	-100.0%	0	--
Total	27	--	50	85.2%	54	8.0%

October - December						
---------------------------	--	--	--	--	--	--

ViolationGrp	2022	2023	2024
Possession	1	3	1
Trafficking	4	7	4

Top 3 Violation Types	Top 5 Violation Groups
------------------------------	-------------------------------

October - December			
Actual	613	703	530
	106	91	110
	76	101	80
	2022	2023	2024
	— Violent — Other — Prov Statutes		

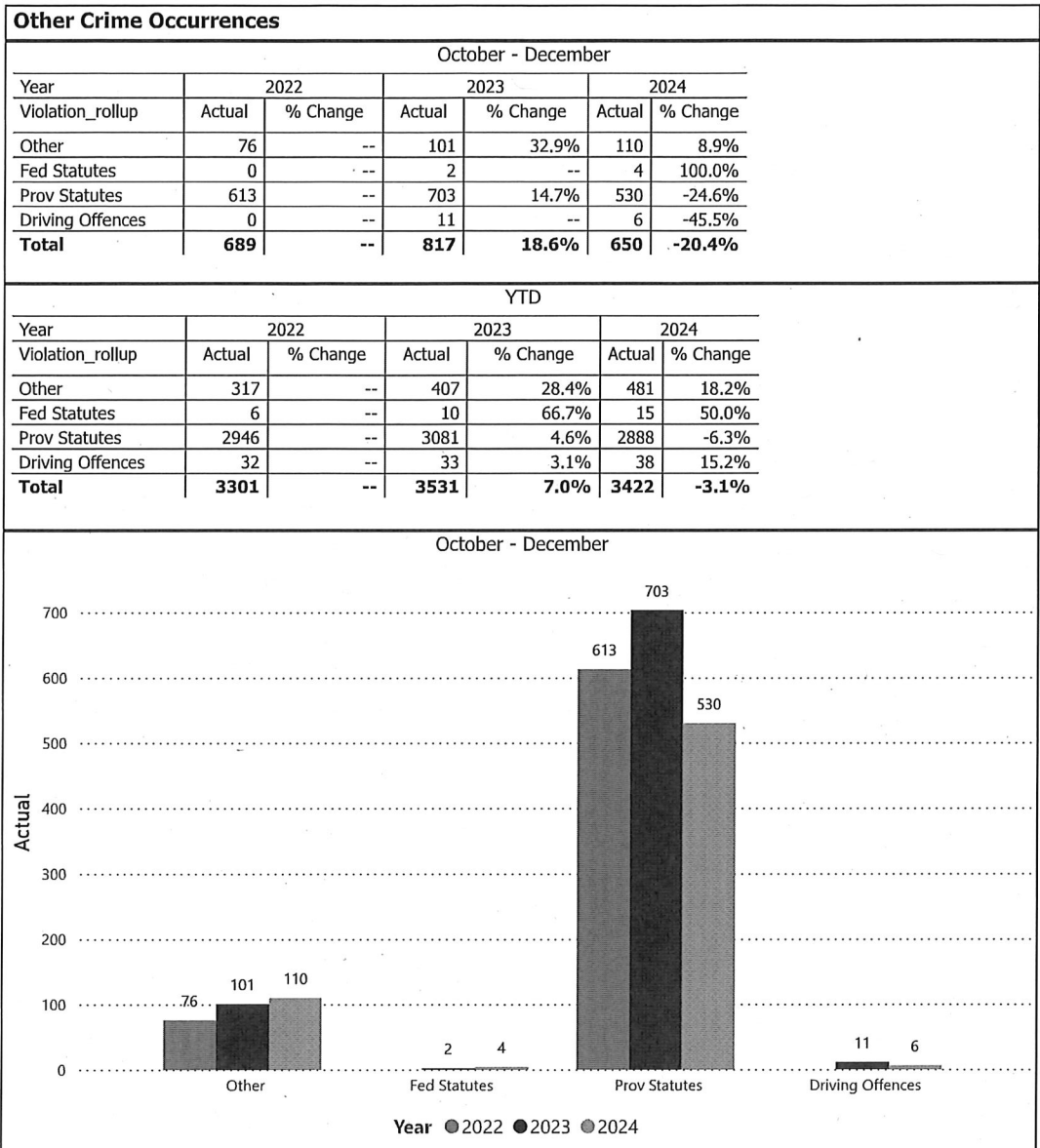
October - December				
ViolationGrp	2022	2023	2024	Total
Provincial Statutes	613	703	530	1846
Assaults/Firearm Related Offences	82	68	58	208
Failure to Comply	40	49	59	148
Disturb the Peace	27	34	38	99
Theft Under \$5000	33	31	18	82

Detachment: 2L - SIOUX LOOKOUT
Location code(s): 2L00 - SIOUX LOOKOUT

Area(s): 2012 - Sioux Lookout (Jud/Jor/Der/Ver)
Data source date:
27-Jan-2025

Report Generated on:
31-Jan-2025 1:14:45 PM

**OPP Detachment Board Report
Records Management System
October - December 2024**



Detachment: 2L - SIOUX LOOKOUT
Location code(s): 2L00 - SIOUX LOOKOUT

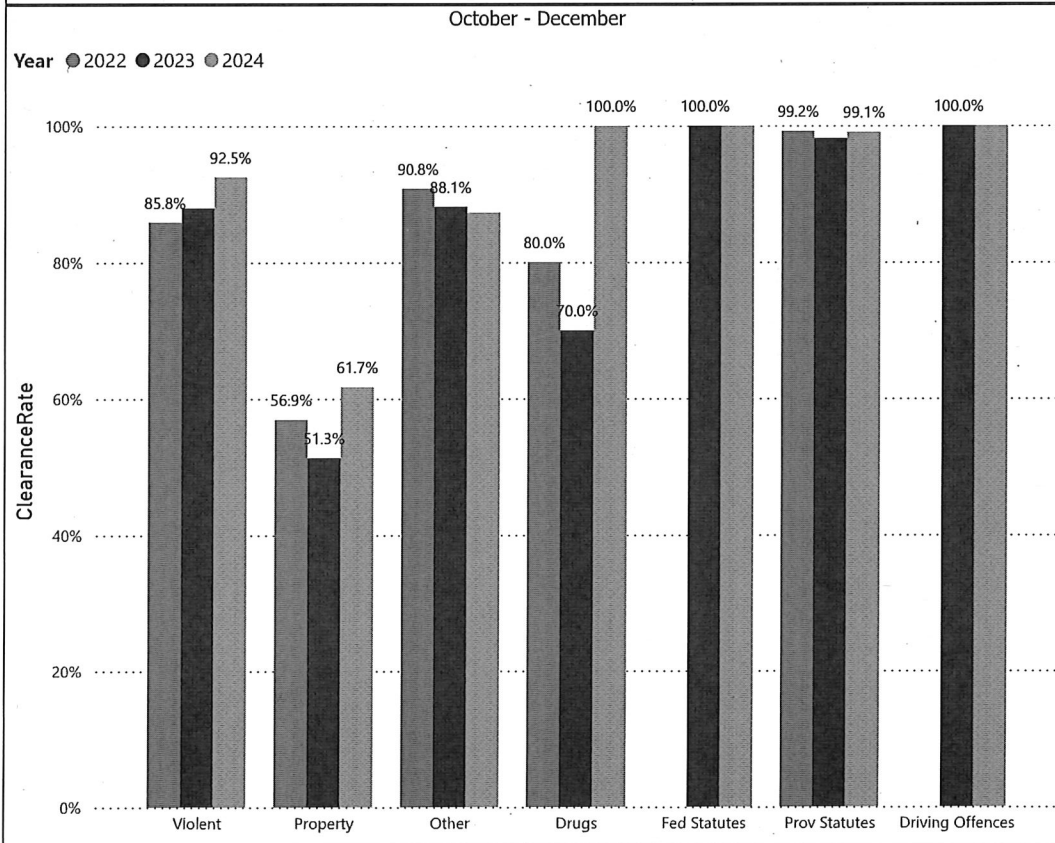
Area(s): 2012 - Sioux Lookout (Jud/Jor/Der/Ver)
Data source date:
27-Jan-2025

Report Generated on:
31-Jan-2025 1:14:45 PM

**OPP Detachment Board Report
Records Management System
October - December 2024**

Clearance Rate						
October - December						
Year	2022		2023		2024	
	%	% Change	%	% Change	%	% Change
Violent	85.8%	--	87.9%	2.4%	92.5%	5.2%
Property	56.9%	--	51.3%	-9.9%	61.7%	20.3%
Other	90.8%	--	88.1%	-2.9%	87.3%	-1.0%
Drugs	80.0%	--	70.0%	-12.5%	100.0%	42.9%
Fed Statutes			100.0%	--	100.0%	0.0%
Prov Statutes	99.2%	--	98.2%	-1.0%	99.1%	0.9%
Driving Offences			100.0%	--	100.0%	0.0%

YTD						
Year	2022		2023		2024	
	%	% Change	%	% Change	%	% Change
Violation_rollup						
Violent	80.1%	--	84.1%	5.0%	87.2%	3.6%
Property	56.1%	--	53.6%	-4.3%	51.1%	-4.7%
Other	92.7%	--	92.6%	-0.1%	87.3%	-5.7%
Drugs	92.6%	--	82.0%	-11.4%	88.9%	8.4%
Fed Statutes	100.0%	--	100.0%	0.0%	100.0%	0.0%
Prov Statutes	98.6%	--	98.8%	0.2%	99.0%	0.2%
Driving Offences	100.0%	--	100.0%	0.0%	100.0%	0.0%

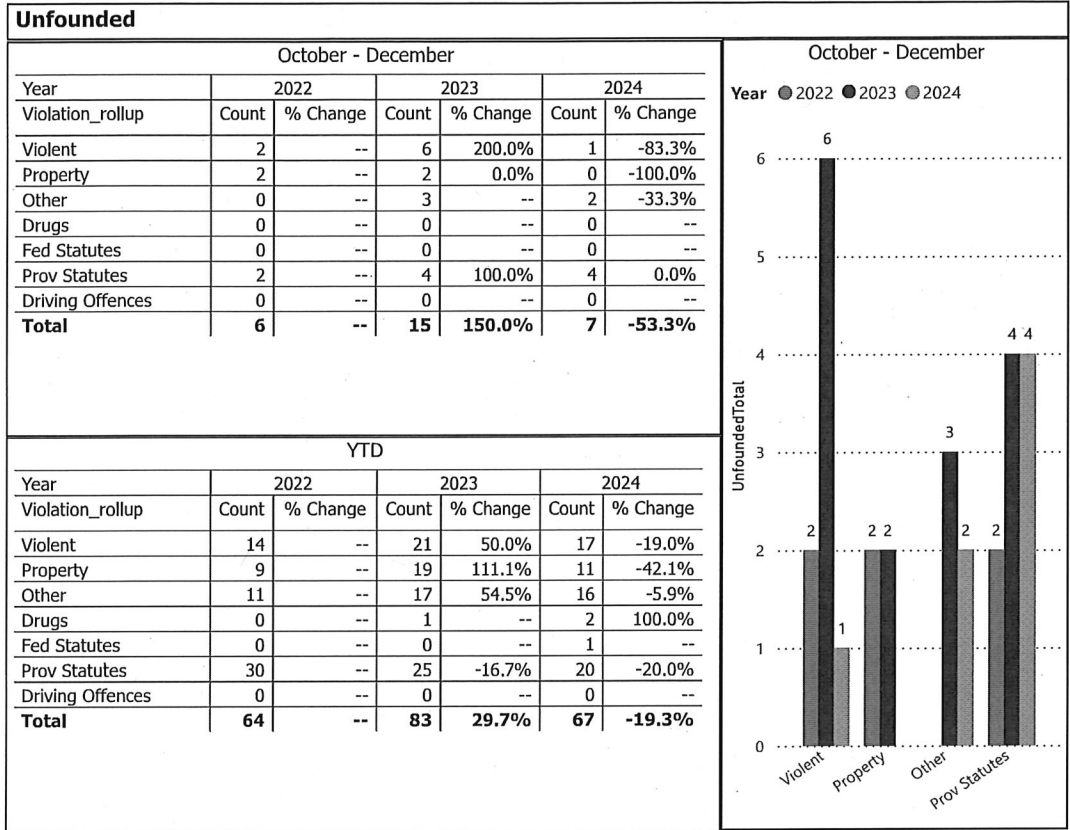


Detachment: 2L - SIOUX LOOKOUT
Location code(s): 2L00 - SIOUX LOOKOUT

Areas: 2012 - Sioux Lookout (Jud/Jor/Der/Ver)
Data source date:
27-Jan-2025

Report Generated on:
31-Jan-2025 1:14:45 PM

**OPP Detachment Board Report
Records Management System
October - December 2024**

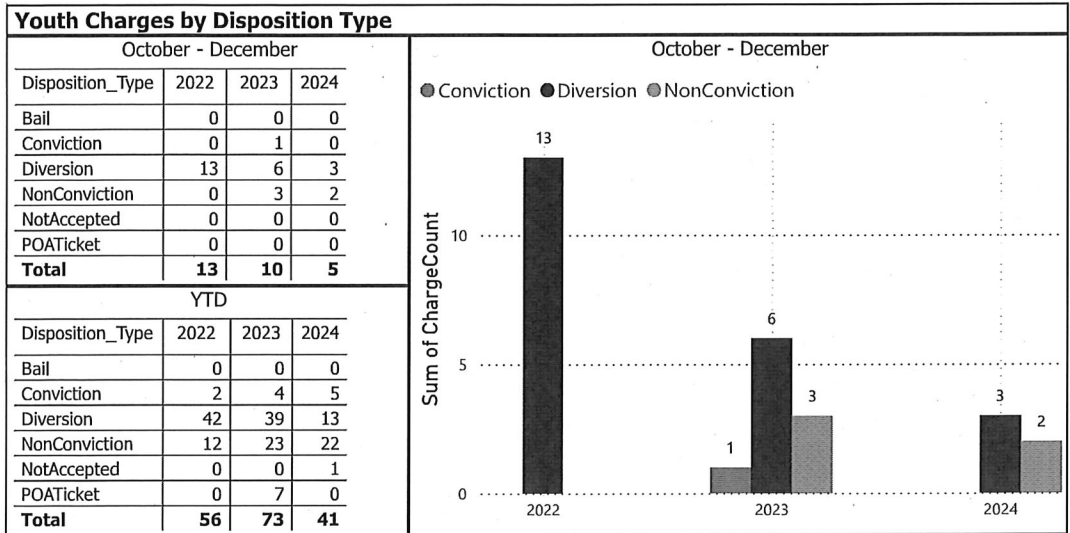


Detachment: 2L - SIOUX LOOKOUT
Location code(s): 2L00 - SIOUX LOOKOUT

Area(s): 2012 - Sioux Lookout (Jud/Jor/Der/Ver)
Data source date:
27-Jan-2025

Report Generated on:
31-Jan-2025 1:14:45 PM

**OPP Detachment Board Report
Records Management System
October - December 2024**



Youth Charges by Disposition and Occurrence Type

October - December							
Year	2024						Total
OccType	Bail	Conviction	Diversion	NonConviction	NotAccepted	POATicket	
Assault	0	0	2	0	0	0	2
Bail violations		0	0	1	0	0	1
Mischief		0	0	1	0		1
Trouble with youth		0	1	0		0	1
Total	0	0	3	2	0	0	5

YTD							
Year	2024						Total
OccType	Bail	Conviction	Diversion	NonConviction	NotAccepted	POATicket	
Assault	0	0	2	0	0	0	2
Bail violations		1	0	4	0	0	5
Breach of probation	0	0	0	1	0		1
Cyber Enabled Crime - Cyberbullying/Harassment/Stalking		0	0	2			2
Impaired/over 80		3		8	1		12
Liquor Licence Control Act		0	8	0	0	0	8
Mischief		0	0	2	0		2
Motor vehicle collision		0	0	2	0	0	2
Other criminal code		0	2	0	0		2
Robbery		1	0	0			1
Threats		0	0	2	1	0	2
Total	0	5	13	22	1	0	41

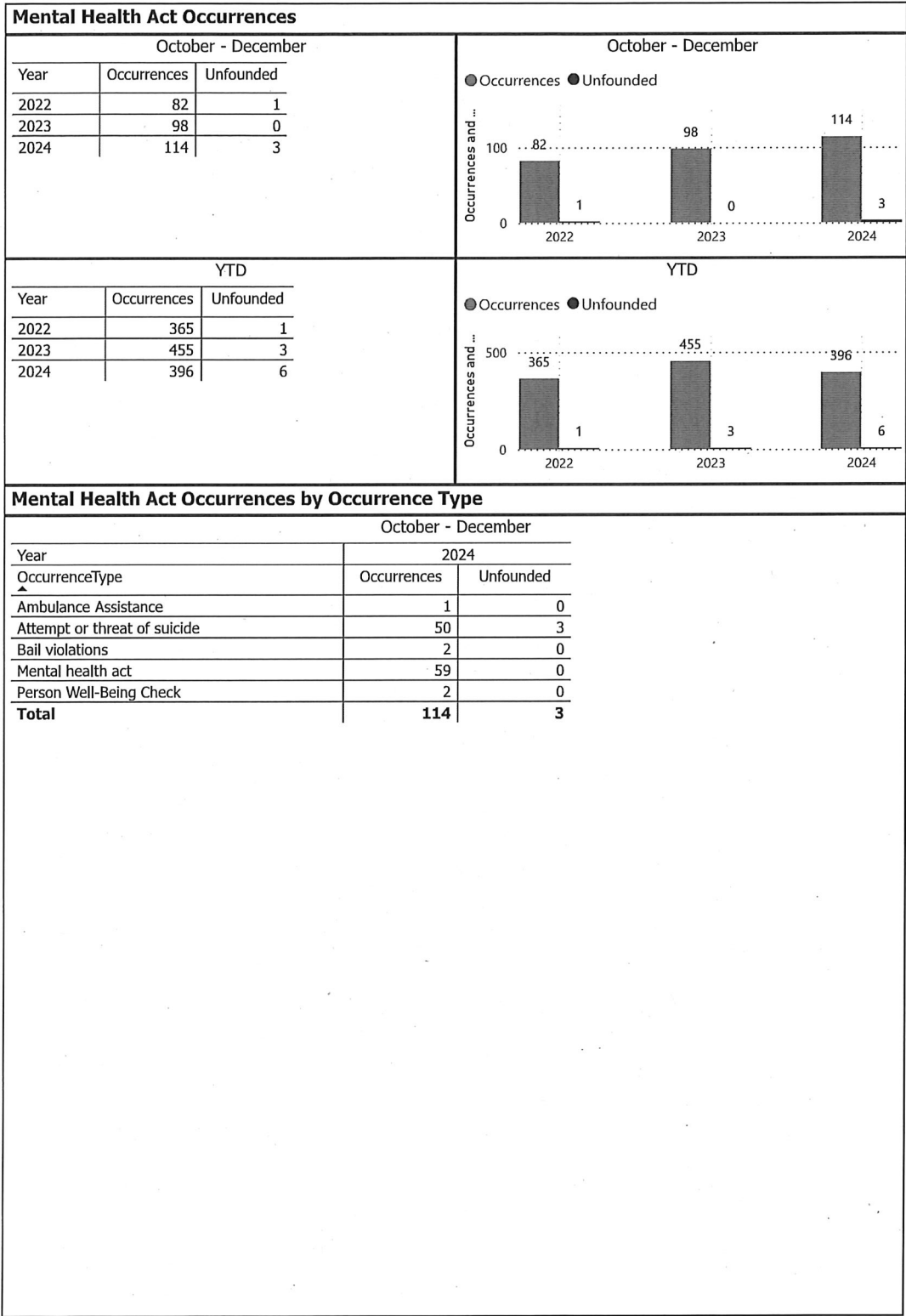
The tables and chart on this page present summarized youth charges by disposition and occurrence type that have been recorded in the OPP Niche RMS application. Of note... the Niche data sourced for this report page only lists youth charges that have had a disposition type entered against them. Therefore, please be aware that the counts of youth charges entries on this report page are understating the potential sum of youth charges that are in OPP Niche RMS.

Detachment: 2L - SIOUX LOOKOUT
Location code(s): 2L00 - SIOUX LOOKOUT

Area(s): 2012 - Sioux Lookout (Jud/Jor/Der/Ver)
Data source date:
27-Jan-2025

Report Generated on:
31-Jan-2025 1:24:17 PM

**OPP Detachment Board Report
Records Management System
October - December 2024**

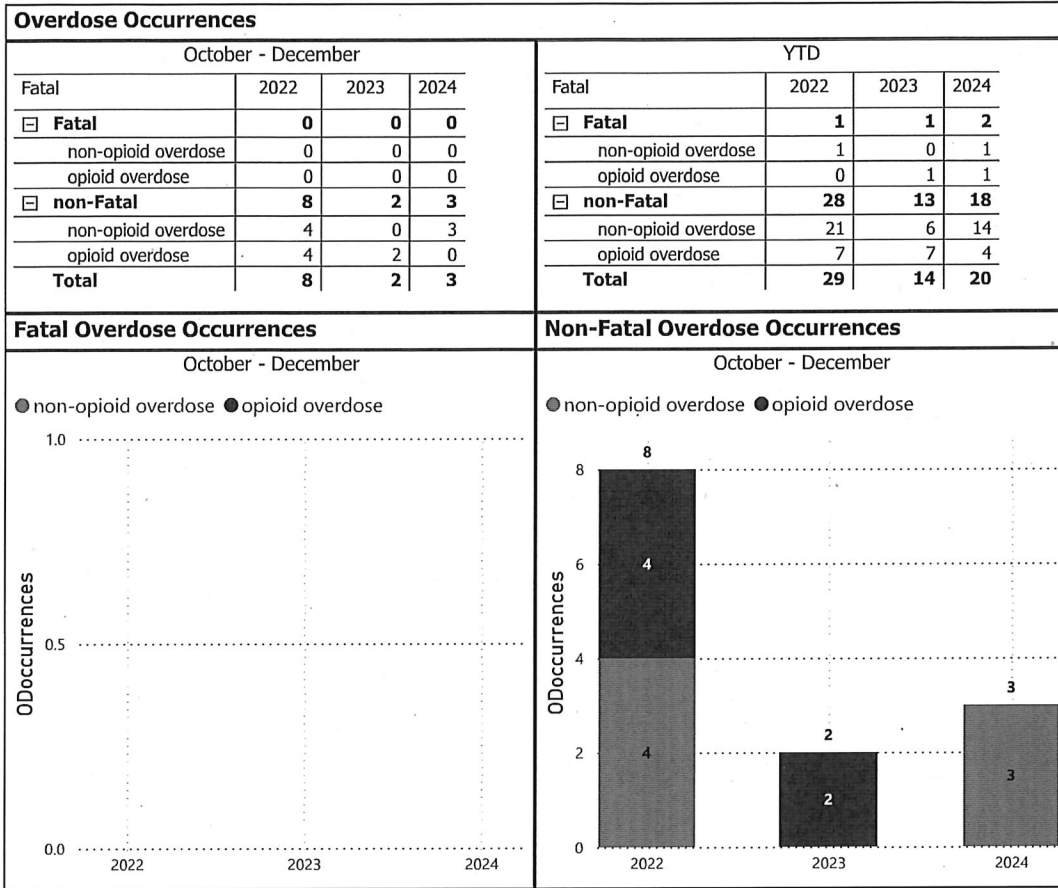


Detachment: 2L - SIOUX LOOKOUT
Location code(s): 2L00 - SIOUX LOOKOUT

Area(s): 2012 - Sioux Lookout (Jud/Jor/Der/Ver)
Data source date:
27-Jan-2025

Report Generated on:
31-Jan-2025 1:14:45 PM

**OPP Detachment Board Report
Records Management System
October - December 2024**

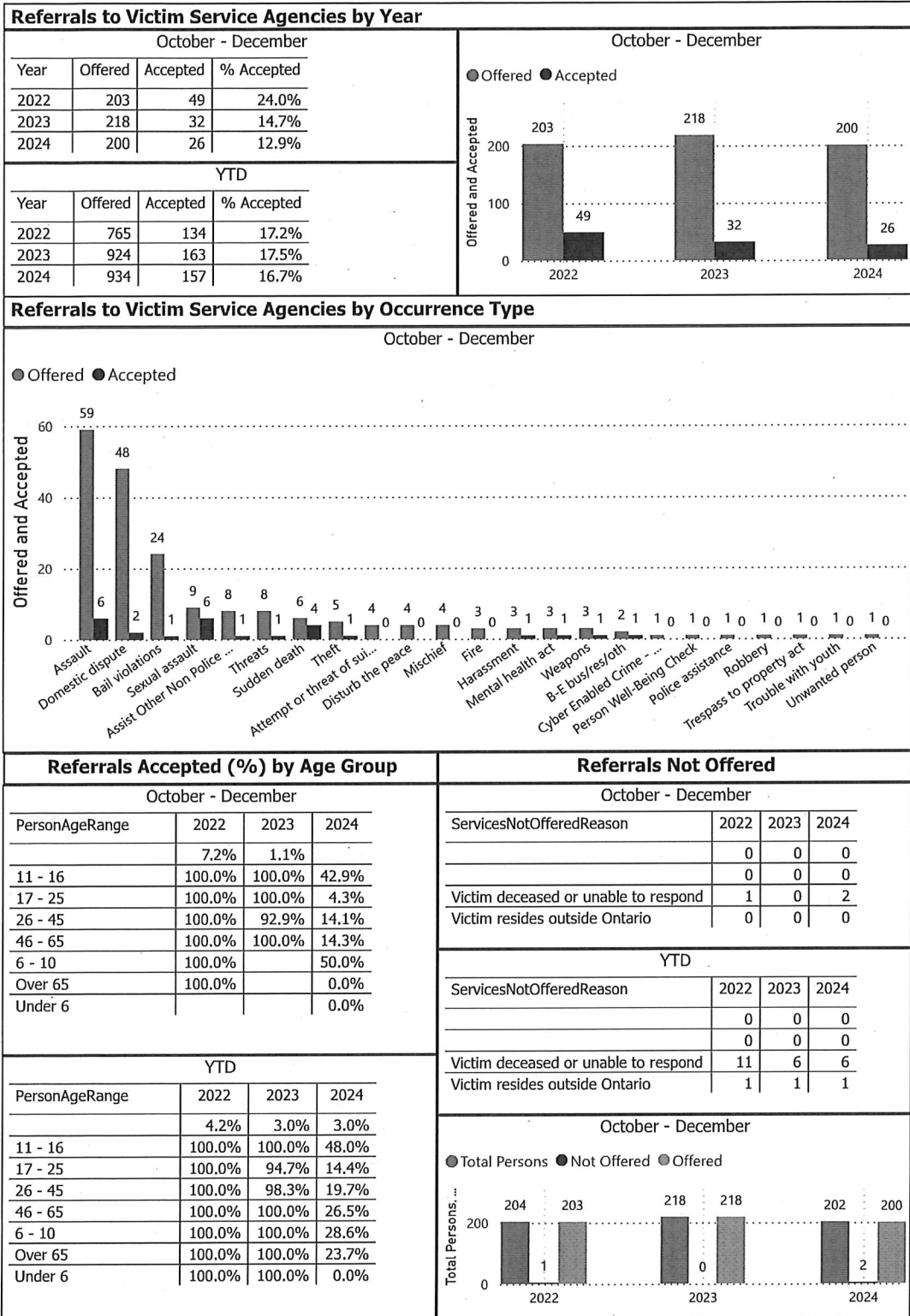


Detachment: 2L - SIOUX LOOKOUT
Location code(s): 2L00 - SIOUX LOOKOUT

Area(s): 2012 - Sioux Lookout (Jud/Jor/Der/Ver)
Data source date:
27-Jan-2025

Report Generated on:
31-Jan-2025 1:14:45 PM

OPP Detachment Board Report Records Management System October - December 2024

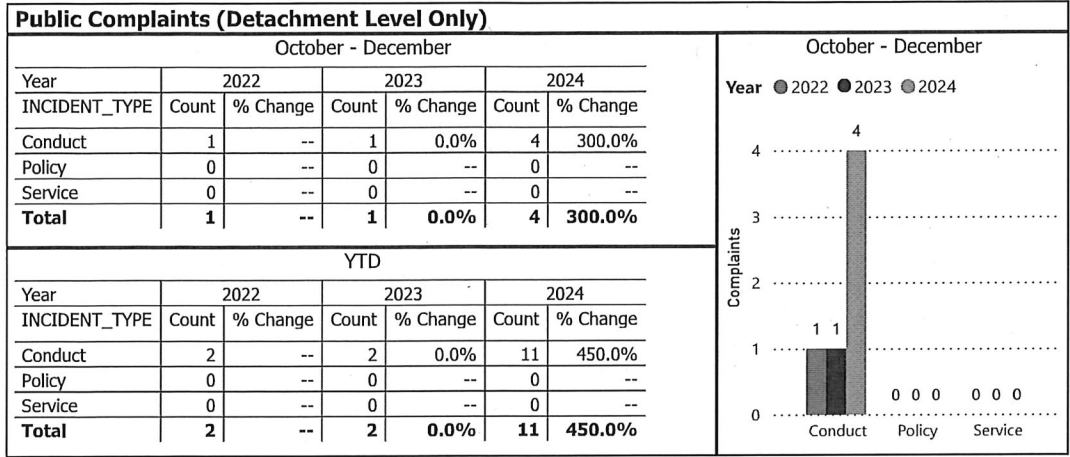


Detachment: 2L - SIOUX LOOKOUT
Location code(s): 2L00 - SIOUX LOOKOUT

Area(s): 2012 - Sioux Lookout (Jud/Jor/Der/Ver)
Data source date:
27-Jan-2025

Report Generated on:
31-Jan-2025 1:14:45 PM

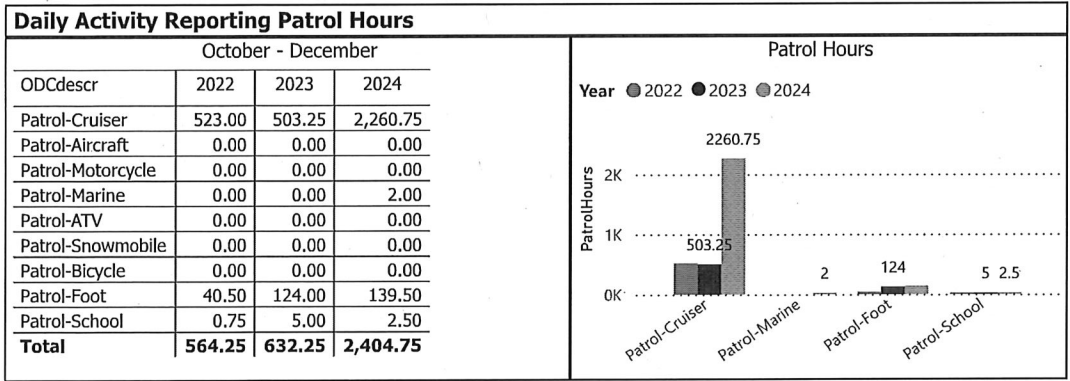
**OPP Detachment Board Report
Records Management System
October - December 2024**



Data source: RMS Data Feed
Ontario Provincial Police, Professional Standards Bureau Commander Reports - File Manager System

Data source date:
27-Jan-2025

Daily Activity Reporting



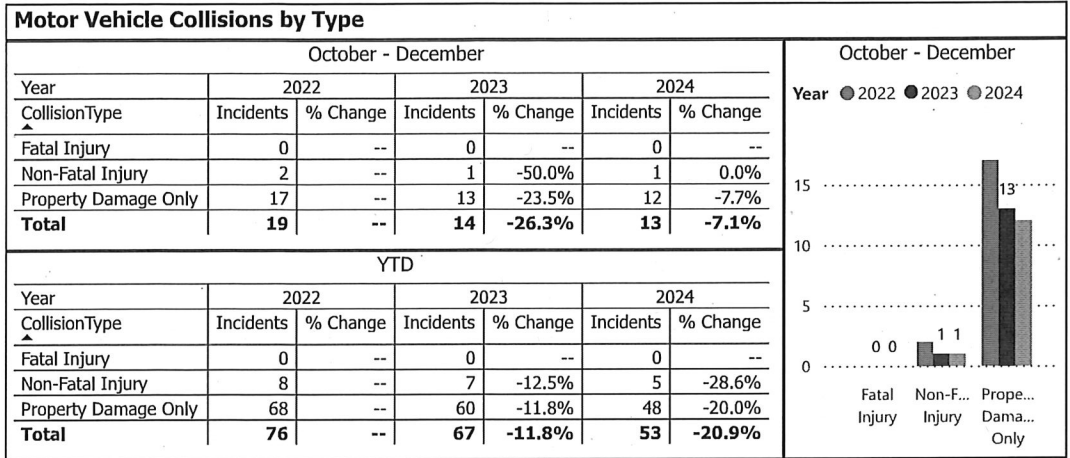
Data source (Daily Activity Reporting System) date:
27-Jan-2025

Detachment: 2L - SIOUX LOOKOUT
Location code(s): 2L00 - SIOUX LOOKOUT

Data source date:
27-Jan-2025

Report Generated on:
31-Jan-2025 1:14:45 PM

**OPP Detachment Board Report
Collision Reporting System
October - December 2024**



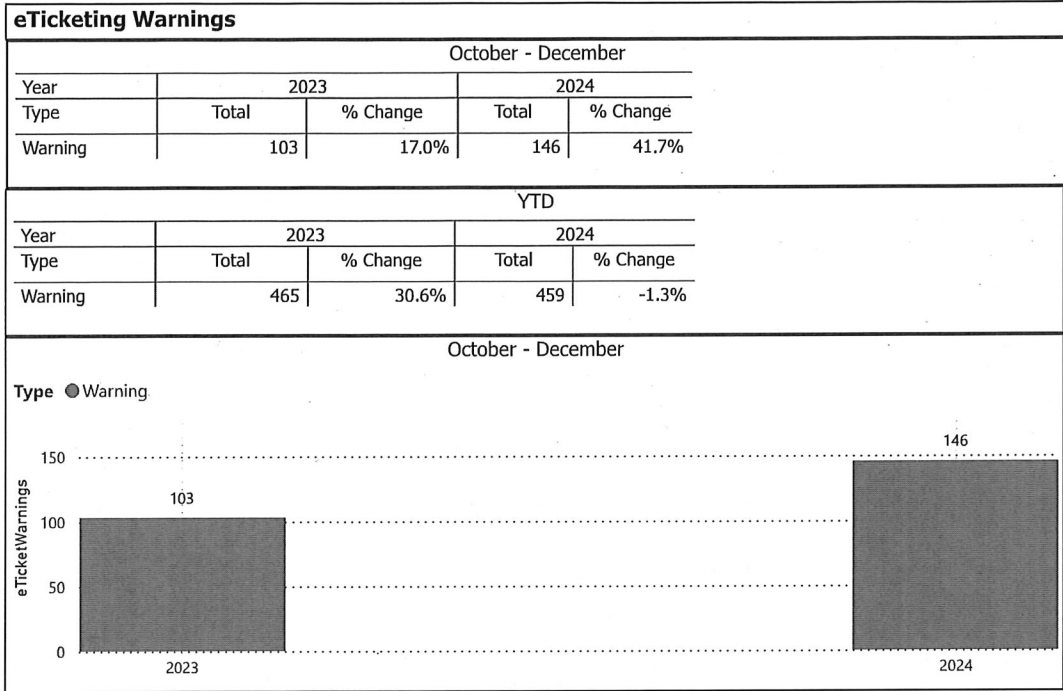
Data source (Collision Reporting System) date:
27-Jan-2025

Detachment: 2L - SIOUX LOOKOUT
Location code(s): 2L00 - SIOUX LOOKOUT

Area(s): 2012 - Sioux Lookout (Jud/Jor/Der/Ver)
Data source date:
27-Jan-2025

Report Generated on:
31-Jan-2025 1:14:45 PM

**OPP Detachment Board Report
Records Management System
October - December 2024**



Note: The eTicketing system was not fully implemented until the end of 2022, therefore data is only available beginning in 2023. % Change in 2023 may appear higher in this report due to the incomplete 2022 data.

Detachment: 2L - SIOUX LOOKOUT
Location code(s): 2L00 - SIOUX LOOKOUT

Area(s): 2012 - Sioux Lookout (Jud/Jor/Der/Ver)
Data source date:
27-Jan-25

Report Generated on:
31-Jan-2025 1:21:06 PM

**OPP Detachment Board Report
Collision Reporting System
October - December 2024**

Fatalities in Detachment Area - Incidents									
October - December									
Type	Motor Vehicle			Motorized Snow Vehicle			Off-Road Vehicle		
Year	Alcohol/Drugs	Incidents	% Change	Alcohol/Drugs	Incidents	% Change	Alcohol/Drugs	Incidents	% Change
2022	0	0	--	0	0	--	0	0	--
2023	0	0	--	0	0	--	0	0	--
2024	0	0	--	0	0	--	0	0	--

YTD									
Type	Motor Vehicle			Motorized Snow Vehicle			Off-Road Vehicle		
Year	Alcohol/Drugs	Incidents	% Change	Alcohol/Drugs	Incidents	% Change	Alcohol/Drugs	Incidents	% Change
2022	0	0	--	0	0	--	0	0	--
2023	0	0	--	0	0	--	0	0	--
2024	0	0	--	0	0	--	0	0	--

Fatalities in Detachment Area - Persons Killed						
October - December						
Type	Motor Vehicle		Motorized Snow Vehicle		Off-Road Vehicle	
Year	Persons Killed	% Change	Persons Killed	% Change	Persons Killed	% Change
2022	0	--	0	--	0	--
2023	0	--	0	--	0	--
2024	0	--	0	--	0	--

YTD						
Type	Motor Vehicle		Motorized Snow Vehicle		Off-Road Vehicle	
Year	Persons Killed	% Change	Persons Killed	% Change	Persons Killed	% Change
2022	0	--	0	--	0	--
2023	0	--	0	--	0	--
2024	0	--	0	--	0	--

Primary Causal Factors in Fatal Motor Vehicle Collisions						
	October - December			YTD		
	2022	2023	2024	2022	2023	2024
Speeding	0	0	0	0	0	0
Speeding % Change	--	--	--	--	--	--
Distracted	0	0	0	0	0	0
Distracted % Change	--	--	--	--	--	--
Alcohol/Drugs	0	0	0	0	0	0
Alcohol/Drugs % Change	--	--	--	--	--	--
Wildlife	0	0	0	0	0	0
Wildlife % Change	--	--	--	--	--	--
NoSeatbelt	0	0	0	0	0	0
NoSeatbelt YoY%	--	--	--	--	--	--

October - December									
Speeding	0	0	0	0	0	0	0	0	0
Distracted	0	0	0	0	0	0	0	0	0
Alcohol/Drugs	0	0	0	0	0	0	0	0	0
Wildlife	0	0	0	0	0	0	0	0	0
NoSeatbelt	0	0	0	0	0	0	0	0	0

Data source (Collision Reporting System) date:
27-Jan-2025

Detachment: 2L - SIOUX LOOKOUT
Location code(s): 2L00 - SIOUX LOOKOUT

Area(s): 2012 - Sioux Lookout (Jud/Jor/Der/Ver)
Data source date:
27-Jan-2025

Report Generated on:
31-Jan-2025 1:14:45 PM

OPP Detachment Board Report
Report Information Page

Report Data Source Information:

Data Sources Utilized

- Niche RMS – CTSB Data Feed
- Collision Reporting System (eCRS)
- POIB File Manager
- Daily Activity Reporting System

Niche RMS

RMS data presented in this report is dynamic in nature and any numbers may change over time as the OPP continue to investigate and solve crime.

The following report tabs acquire their data from the OPP Niche RMS – CTSB Data Feed

- Complaints (Public Complaints Section Only)
- Charges
- Warnings
- Violent Crime
- Property Crime
- Drug Crime
- Clearance Rate
- Unfounded
- Other Crime
- Youth Charges
- MHA – Mental Health Act
- Overdose
- Victim Services

Collision Reporting System (eCRS)

Traffic related data for Collisions and Fatalities are collected from the OPP eCRS application.

The following report tabs acquire their data from the OPP eCRS (Collision Reporting System)

- Collisions
- Fatalities

DAR (Daily Activity Reporting)

Patrol hours are collected from the OPP DAR-application.

The following report tabs acquire their data from the OPP DAR (Daily Activity Reporting)

- Complaints (Patrol Hours Section Only)



Calls For Service (CFS) Billing Summary Report

Sioux Lookout (Jud/Jor/Der/Ver) October to December - 2024

Billing Categories <i>(Billing categories below do not match traditional crime groupings)</i>	2024				2023			
	October to December	Year to Date	Time Standard	Year To Date Weighted Hours	October to December	Year to Date	Time Standard	Year To Date Weighted Hours
Violent Criminal Code	79	418	15.4	6,437.2	97	450	15.4	6,930.0
Property Crime Violations	48	292	6.3	1,839.6	81	349	6.3	2,198.7
Other Criminal Code Violations (Excluding traffic)	112	488	7.3	3,562.4	104	421	7.3	3,073.3
Drug Possession	3	28	6.9	193.2	6	34	6.9	234.6
Drugs	4	32	80.6	2,579.2	7	29	80.6	2,337.4
Statutes & Acts	146	551	3.5	1,928.5	152	607	3.5	2,124.5
Operational	621	2,946	3.8	11,194.8	630	2,463	3.8	9,359.4
Operational2	103	436	1.5	654.0	73	368	1.5	552.0
Traffic	22	91	3.8	345.8	25	106	3.8	402.8
Total	1,138	5,282		28,734.7	1,175	4,827		27,212.7

Note to Detachment Commanders:

- The content of each report is to be shared by the Detachment Commander only with the municipality for which it was generated. The municipality may treat this as a public document and distribute it as they wish.
- All data is sourced from the Niche RMS application. Included are 'reported' occurrences (actuals and unfounded occurrences) for 'billable' occurrences ONLY. Data is refreshed on a weekly basis.
- The Traffic category includes motor vehicle collision (MVC) occurrences entered into Niche (UCR code 8521). MVCs are NOT sourced from the eCRS application for this report.
- Only the primary violation is counted within an occurrence.
- Time standards displayed are for the 2024 billing period.

Note to Municipalities:

- Data contained within this report is dynamic in nature and numbers will change over time as the Ontario Provincial Police continues to investigate and solve crime.
- This report is NOT to be used for crime trend analysis as not all occurrences are included.
- Data groupings within this report do not match traditional crime groupings seen in other public reports such as the OPP Police Services Board reports or Statistics Canada reporting.



Calls For Service (CFS) Billing Summary Report

Sioux Lookout (Jud/Jor/Der/Ver) October to December - 2024

Billing Categories <i>(Billing categories below do not match traditional crime groupings)</i>		2024				2023			
		October to December	Year to Date	Time Standard	Year To Date Weighted Hours	October to December	Year to Date	Time Standard	Year To Date Weighted Hours
Violent Criminal Code	Murder 1st Degree	0	0		0.0	0	1	15.4	15.4
	Murder 2nd Degree	0	0		0.0	0	1	15.4	15.4
	Sexual offence occurring prior to January 4, 1983	0	0		0.0	0	1	15.4	15.4
	Aggravated Sexual Assault	0	0		0.0	0	1	15.4	15.4
	Sexual Assault With a Weapon	0	1	15.4	15.4	0	1	15.4	15.4
	Sexual Assault	4	39	15.4	600.6	13	44	15.4	677.6
	Sexual Interference	2	3	15.4	46.2	2	4	15.4	61.6
	Bestiality - Commit/Compel/Incite Person	0	1	15.4	15.4	0	0		0.0
	Non-Consensual Distribution of Intimate Images	0	0		0.0	0	2	15.4	30.8
	Aggravated Assault-Level 3	0	2	15.4	30.8	1	6	15.4	92.4
	Assault With Weapon or Causing Bodily Harm-Level 2	17	64	15.4	985.6	19	73	15.4	1,124.2
	Assault-Level 1	38	218	15.4	3,357.2	47	239	15.4	3,680.6
	Using firearm (or imitation) in commission of offence	0	0		0.0	0	1	15.4	15.4
	Pointing a Firearm	0	1	15.4	15.4	0	0		0.0
	Assault Peace Officer	2	16	15.4	246.4	1	12	15.4	184.8
	Assault Peace Officer w/weapon Bodily Harm	0	1	15.4	15.4	1	5	15.4	77.0
	Other Assaults / Admin Noxious thing	0	0		0.0	0	2	15.4	30.8
	Forcible confinement	0	0		0.0	1	4	15.4	61.6
	Robbery, With Threat of Violence	1	6	15.4	92.4	0	0		0.0
	Robbery - Pursesnatch With Violence	0	4	15.4	61.6	1	1	15.4	15.4
	Robbery - Other	0	0		0.0	0	5	15.4	77.0
	Extortion	0	1	15.4	15.4	0	3	15.4	46.2
	Criminal Harassment	4	11	15.4	169.4	2	6	15.4	92.4
Indecent/Harassing Communications	0	5	15.4	77.0	1	7	15.4	107.8	
Utter Threats -Master code	0	0		0.0	0	4	15.4	61.6	



Calls For Service (CFS) Billing Summary Report

Sioux Lookout (Jud/Jor/Der/Ver) October to December - 2024

Billing Categories <i>(Billing categories below do not match traditional crime groupings)</i>		2024				2023			
		October to December	Year to Date	Time Standard	Year To Date Weighted Hours	October to December	Year to Date	Time Standard	Year To Date Weighted Hours
Violent Criminal Code	Utter Threats to Person	10	42	15.4	646.8	8	27	15.4	415.8
	Utter Threats to Person -Police Officer	0	1	15.4	15.4	0	0		0.0
	Arson: Disregard for Human Life	1	2	15.4	30.8	0	0		0.0
	Total	79	418	15.4	6,437.2	97	450	15.4	6,930.0
Property Crime Violations	Arson - Auto	0	1	6.3	6.3	0	0		0.0
	Arson - Building	0	1	6.3	6.3	0	2	6.3	12.6
	Arson - Others	0	0		0.0	1	1	6.3	6.3
	Break & Enter	6	35	6.3	220.5	11	43	6.3	270.9
	Unlawful in a dwelling house	2	8	6.3	50.4	1	2	6.3	12.6
	Theft Over -master code	0	1	6.3	6.3	0	0		0.0
	Theft Over - Trailers	0	0		0.0	1	1	6.3	6.3
	Theft Over - Other Theft	0	1	6.3	6.3	0	2	6.3	12.6
	Theft of Motor Vehicle	0	9	6.3	56.7	0	2	6.3	12.6
	Theft of - Automobile	0	2	6.3	12.6	0	0		0.0
	Theft of - Trucks	1	1	6.3	6.3	0	0		0.0
	Theft Under -master code	4	8	6.3	50.4	6	17	6.3	107.1
	Theft under - Farm Agricultural Produce	0	1	6.3	6.3	0	0		0.0
	Theft under - Bicycles	0	10	6.3	63.0	3	5	6.3	31.5
	Theft under - Building	0	1	6.3	6.3	1	1	6.3	6.3
	Theft under - Persons	2	6	6.3	37.8	1	10	6.3	63.0
	Theft under - Other Theft	7	35	6.3	220.5	11	48	6.3	302.4
	Theft under - Boat (Vessel)	0	2	6.3	12.6	0	0		0.0
	Theft under - Boat Motor	0	1	6.3	6.3	0	0		0.0
	Theft Under - Gasoline Drive-off	0	1	6.3	6.3	0	1	6.3	6.3
	Theft FROM Motor Vehicle Under \$5,000	1	9	6.3	56.7	2	8	6.3	50.4
	Theft Under \$5,000 [SHOPLIFTING]	4	24	6.3	151.2	6	39	6.3	245.7
Possession of Stolen Goods over \$5,000	0	0		0.0	0	1	6.3	6.3	



Calls For Service (CFS) Billing Summary Report

Sioux Lookout (Jud/Jor/Der/Ver) October to December - 2024

Billing Categories <i>(Billing categories below do not match traditional crime groupings)</i>		2024				2023			
		October to December	Year to Date	Time Standard	Year To Date Weighted Hours	October to December	Year to Date	Time Standard	Year To Date Weighted Hours
Property Crime Violations	Possession of Stolen Goods under \$5,000	0	1	6.3	6.3	0	5	6.3	31.5
	Fraud -Master code	0	1	6.3	6.3	0	1	6.3	6.3
	Fraud - Steal/Forge/Poss./ Use Credit Card	0	6	6.3	37.8	2	4	6.3	25.2
	Fraud - False Pretence <= \$5,000	0	2	6.3	12.6	1	1	6.3	6.3
	Fraud - Fraud through mails	0	1	6.3	6.3	0	0		0.0
	Fraud -Money/ property/security > \$5,000	0	1	6.3	6.3	2	5	6.3	31.5
	Fraud -Money/ property/security <= \$5,000	3	11	6.3	69.3	6	16	6.3	100.8
	Fraud - Transportation	0	1	6.3	6.3	1	2	6.3	12.6
	Fraud - Other	0	1	6.3	6.3	1	5	6.3	31.5
	Personation with Intent (fraud)	0	1	6.3	6.3	0	1	6.3	6.3
	False Pretence -other	0	0		0.0	1	1	6.3	6.3
	Breach of Trust (fraud-corruption)	0	1	6.3	6.3	0	0		0.0
	Fraud - False Pretence > \$5,000	1	2	6.3	12.6	0	0		0.0
	Mischief - master code	13	79	6.3	497.7	17	85	6.3	535.5
	Mischief [Graffiti - Non Gang Related]	0	3	6.3	18.9	0	4	6.3	25.2
	Interfere with lawful use, enjoyment of property	3	16	6.3	100.8	4	19	6.3	119.7
	Property Damage	1	8	6.3	50.4	2	17	6.3	107.1
Total	48	292	6.3	1,839.6	81	349	6.3	2,198.7	
Other Criminal Code Violations (Excluding traffic)	Possess Firearm while prohibited	0	0		0.0	0	2	7.3	14.6
	Other Criminal Code * Sec.78 - Sec.96	0	1	7.3	7.3	0	0		0.0
	Offensive Weapons-Possession of Weapons	4	12	7.3	87.6	2	11	7.3	80.3
	Offensive Weapons-Carry concealed	1	4	7.3	29.2	2	8	7.3	58.4
	Offensive Weapons-Prohibited	0	0		0.0	0	1	7.3	7.3



Calls For Service (CFS) Billing Summary Report

Sioux Lookout (Jud/Jor/Der/Ver) October to December - 2024

Billing Categories <i>(Billing categories below do not match traditional crime groupings)</i>		2024				2023			
		October to December	Year to Date	Time Standard	Year To Date Weighted Hours	October to December	Year to Date	Time Standard	Year To Date Weighted Hours
Other Criminal Code Violations (Excluding traffic)	Offensive Weapons-Other Offensive Weapons	0	0		0.0	0	3	7.3	21.9
	Offensive Weapons-False Statements	0	0		0.0	0	1	7.3	7.3
	Breach of Firearms regulation -unsafe storage	0	0		0.0	0	1	7.3	7.3
	Bail Violations - Master code	0	0		0.0	0	1	7.3	7.3
	Bail Violations - Fail To Comply	47	203	7.3	1,481.9	43	170	7.3	1,241.0
	Bail Violations - Others	0	0		0.0	0	2	7.3	14.6
	Bail Violations - Recognizance	0	1	7.3	7.3	0	1	7.3	7.3
	Disturb the Peace	38	169	7.3	1,233.7	35	141	7.3	1,029.3
	Indecent acts -Master code	0	2	7.3	14.6	0	3	7.3	21.9
	Indecent acts -Other	0	13	7.3	94.9	2	5	7.3	36.5
	Nudity -public/private property	0	1	7.3	7.3	1	1	7.3	7.3
	Obstruct Public Peace Officer	1	9	7.3	65.7	1	12	7.3	87.6
	Trespass at Night	4	12	7.3	87.6	3	6	7.3	43.8
	Breach of Probation	14	46	7.3	335.8	7	29	7.3	211.7
	Breach of Probation - In relation to children	0	1	7.3	7.3	0	0		0.0
	Utter Threats to Property / Animals	0	1	7.3	7.3	1	3	7.3	21.9
	Offensive Weapons-Careless use of firearms	0	4	7.3	29.2	0	0		0.0
	Disobey court order/Misconduct executing process	0	0		0.0	2	4	7.3	29.2
	Obstruct Justice/Fabricate Evidence	0	0		0.0	0	1	7.3	7.3
	Public mischief - mislead peace officer	2	5	7.3	36.5	4	10	7.3	73.0
Personate Peace Officer	0	0		0.0	0	1	7.3	7.3	
Contraband Tobacco	1	1	7.3	7.3	0	0		0.0	
Possession of Burglary Tools	0	1	7.3	7.3	0	0		0.0	
False Fire Alarm (CC Charge)	0	1	7.3	7.3	0	0		0.0	



Calls For Service (CFS) Billing Summary Report

Sioux Lookout (Jud/Jor/Der/Ver) October to December - 2024

Billing Categories <i>(Billing categories below do not match traditional crime groupings)</i>		2024				2023			
		October to December	Year to Date	Time Standard	Year To Date Weighted Hours	October to December	Year to Date	Time Standard	Year To Date Weighted Hours
Other Criminal Code Violations (Excluding traffic)	Causing unnecessary suffering to Animals	0	1	7.3	7.3	0	1	7.3	7.3
	Other Criminal Code * Sec.462 - Sec.753	0	0		0.0	1	3	7.3	21.9
	Total	112	488	7.3	3,562.4	104	421	7.3	3,073.3
Drug Possession	Possession Cocaine	0	13	6.9	89.7	1	9	6.9	62.1
	Possession Other Controlled Drugs and Substance Act	0	8	6.9	55.2	2	8	6.9	55.2
	Possession - Methamphetamine (Crystal Meth)	1	3	6.9	20.7	0	2	6.9	13.8
	Possession û Opioid (other than heroin)	0	0		0.0	0	2	6.9	13.8
	Drug related occurrence	2	4	6.9	27.6	3	13	6.9	89.7
	Total	3	28	6.9	193.2	6	34	6.9	234.6
Drugs	Trafficking Cocaine	2	19	80.6	1,531.4	5	15	80.6	1,209.0
	Trafficking Other Controlled Drugs and Substance Act	0	6	80.6	483.6	0	1	80.6	80.6
	Trafficking - Methamphetamine (Crystal Meth)	2	6	80.6	483.6	2	10	80.6	806.0
	Trafficking û Opioid (other than heroin)	0	1	80.6	80.6	0	2	80.6	161.2
	Distribution of cannabis to youth, by adult	0	0		0.0	0	1	80.6	80.6
	Total	4	32	80.6	2,579.2	7	29	80.6	2,337.4
Statutes & Acts	Youth Criminal Justice Act (YCJA)	1	2	3.5	7.0	2	2	3.5	7.0
	Landlord/Tenant	3	16	3.5	56.0	3	19	3.5	66.5
	Mental Health Act	35	99	3.5	346.5	15	68	3.5	238.0
	Mental Health Act - No contact with Police	3	12	3.5	42.0	2	8	3.5	28.0
	Mental Health Act - Attempt Suicide	14	44	3.5	154.0	9	43	3.5	150.5
	Mental Health Act - Threat of Suicide	30	90	3.5	315.0	12	79	3.5	276.5
	Mental Health Act - Voluntary Transport	10	49	3.5	171.5	20	81	3.5	283.5
	Mental Health Act - Placed on Form	4	18	3.5	63.0	7	21	3.5	73.5
	Mental Health Act - Apprehension	13	42	3.5	147.0	13	65	3.5	227.5
	Custody Dispute	0	0		0.0	0	1	3.5	3.5



Calls For Service (CFS) Billing Summary Report

Sioux Lookout (Jud/Jor/Der/Ver) October to December - 2024

Billing Categories <i>(Billing categories below do not match traditional crime groupings)</i>		2024				2023			
		October to December	Year to Date	Time Standard	Year To Date Weighted Hours	October to December	Year to Date	Time Standard	Year To Date Weighted Hours
Statutes & Acts	Trespass To Property Act	33	179	3.5	626.5	69	219	3.5	766.5
	Family Law Act - Order for possession of matrimonial home	0	0		0.0	0	1	3.5	3.5
	Total	146	551	3.5	1,928.5	152	607	3.5	2,124.5
Operational	Animal -Master code	1	1	3.8	3.8	0	0		0.0
	Animal - Bear Complaint	2	13	3.8	49.4	2	4	3.8	15.2
	Animal - Left in Vehicle	0	0		0.0	0	1	3.8	3.8
	Animal Bite	0	3	3.8	11.4	1	2	3.8	7.6
	Animal Stray	4	16	3.8	60.8	3	8	3.8	30.4
	Animal Injured	0	0		0.0	1	4	3.8	15.2
	Animal - Other	0	2	3.8	7.6	0	8	3.8	30.4
	Animal - Dog Owners Liability Act	3	6	3.8	22.8	0	6	3.8	22.8
	Alarm -Others	0	1	3.8	3.8	0	0		0.0
	False Alarm - Warning Issued	0	1	3.8	3.8	0	0		0.0
	Domestic Disturbance	51	182	3.8	691.6	37	154	3.8	585.2
	Suspicious Person	20	124	3.8	471.2	29	94	3.8	357.2
	Homeless Person	0	0		0.0	2	7	3.8	26.6
	Phone -Master code	0	1	3.8	3.8	0	0		0.0
	Phone -Nuisance - No Charges Laid	0	0		0.0	0	4	3.8	15.2
	Phone -Threatening - No Charges Laid	0	1	3.8	3.8	1	2	3.8	7.6
	Phone -Other - No Charges Laid	0	2	3.8	7.6	1	1	3.8	3.8
	False Fire Alarm - Building	0	0		0.0	0	2	3.8	7.6
	Fire -master code	1	1	3.8	3.8	0	0		0.0
	Fire - Building	0	6	3.8	22.8	0	4	3.8	15.2
	Fire - Vehicle	0	1	3.8	3.8	0	1	3.8	3.8
	Fire - Other	11	30	3.8	114.0	2	20	3.8	76.0
	Insecure Condition - Master code	5	64	3.8	243.2	4	14	3.8	53.2
	Insecure Condition - Building	3	39	3.8	148.2	0	1	3.8	3.8
Insecure Condition - Others	0	0		0.0	0	1	3.8	3.8	
Missing Person under 12	1	1	3.8	3.8	0	2	3.8	7.6	



Calls For Service (CFS) Billing Summary Report

Sioux Lookout (Jud/Jor/Der/Ver) October to December - 2024

Billing Categories <i>(Billing categories below do not match traditional crime groupings)</i>		2024				2023			
		October to December	Year to Date	Time Standard	Year To Date Weighted Hours	October to December	Year to Date	Time Standard	Year To Date Weighted Hours
Operational	Missing Person 12 & older	1	8	3.8	30.4	1	18	3.8	68.4
	Missing Person Located Under 12	0	1	3.8	3.8	0	6	3.8	22.8
	Missing Person Located 12 & older	9	27	3.8	102.6	4	62	3.8	235.6
	Noise Complaint - Master code	19	65	3.8	247.0	9	54	3.8	205.2
	Noise Complaint - Vehicle	0	0		0.0	0	1	3.8	3.8
	Noise Complaint - Residence	3	16	3.8	60.8	3	12	3.8	45.6
	Noise Complaint - Business	1	2	3.8	7.6	0	0		0.0
	Noise Complaint - Animal	2	4	3.8	15.2	0	1	3.8	3.8
	Noise Complaint - Others	3	15	3.8	57.0	1	7	3.8	26.6
	Accident -non MVC - Others	0	1	3.8	3.8	0	0		0.0
	Found Property - Master code	4	34	3.8	129.2	3	24	3.8	91.2
	Found - License Plate	0	1	3.8	3.8	0	0		0.0
	Found - Vehicle Accessories	1	1	3.8	3.8	0	0		0.0
	Found-Personal Accessories	1	6	3.8	22.8	3	8	3.8	30.4
	Found-Household Property	3	14	3.8	53.2	1	9	3.8	34.2
	Found-Radio,TV,Sound-Reprod. Equip.	0	0		0.0	0	1	3.8	3.8
	Found-Sporting Goods, Hobby Equip.	0	0		0.0	1	2	3.8	7.6
	Found-Machinery & Tools	0	0		0.0	1	1	3.8	3.8
	Found-Bicycles	0	2	3.8	7.6	0	0		0.0
	Found-Others	0	2	3.8	7.6	1	3	3.8	11.4
	Lost Property -Master code	4	17	3.8	64.6	3	20	3.8	76.0
	Lost License Plate	0	0		0.0	0	1	3.8	3.8
	Lost - Computer, parts & accessories	0	1	3.8	3.8	0	0		0.0
Lost - Vehicle Accessories	0	0		0.0	0	1	3.8	3.8	
Lost-Personal Accessories	0	5	3.8	19.0	2	3	3.8	11.4	



Calls For Service (CFS) Billing Summary Report

Sioux Lookout (Jud/Jor/Der/Ver) October to December - 2024

Billing Categories <i>(Billing categories below do not match traditional crime groupings)</i>		2024				2023			
		October to December	Year to Date	Time Standard	Year To Date Weighted Hours	October to December	Year to Date	Time Standard	Year To Date Weighted Hours
Operational	Lost-Household Property	1	6	3.8	22.8	0	4	3.8	15.2
	Lost-Radio,TV,Sound-Reprod. Equip.	0	1	3.8	3.8	0	0		0.0
	Lost-Sporting Goods, Hobby Equip.	0	0		0.0	0	1	3.8	3.8
	Lost-Bicycles	0	0		0.0	0	1	3.8	3.8
	Lost-Others	0	2	3.8	7.6	1	2	3.8	7.6
	Sudden Death - master code	1	1	3.8	3.8	0	1	3.8	3.8
	Sudden Death - Suicide	0	1	3.8	3.8	0	1	3.8	3.8
	Sudden Death - Natural Causes	3	8	3.8	30.4	3	8	3.8	30.4
	Sudden Death - Others	0	2	3.8	7.6	0	0		0.0
	Found Human Remains - Suspected Homicide	0	0		0.0	0	2	3.8	7.6
	Sudden Death - Apparent Overdose-Overdose	0	1	3.8	3.8	0	0		0.0
	Suspicious Vehicle	0	14	3.8	53.2	6	18	3.8	68.4
	Trouble with Youth	53	133	3.8	505.4	30	136	3.8	516.8
	Medical Assistance - Master code	0	0		0.0	0	6	3.8	22.8
	Medical Assistance - Other	0	4	3.8	15.2	3	32	3.8	121.6
	Vehicle Recovered - Automobile	0	3	3.8	11.4	1	1	3.8	3.8
	Vehicle Recovered - Trucks	0	1	3.8	3.8	0	0		0.0
	Vehicle Recovered - Other	0	0		0.0	1	1	3.8	3.8
	Unwanted Persons	154	886	3.8	3,366.8	203	774	3.8	2,941.2
	Neighbour Dispute	6	29	3.8	110.2	6	24	3.8	91.2
	Other Municipal By-Laws	0	3	3.8	11.4	0	3	3.8	11.4
	Overdose/Suspected Overdose - Opioid Related	0	1	3.8	3.8	0	1	3.8	3.8
	Overdose/Suspected Overdose - Naloxone by Police	0	1	3.8	3.8	0	0		0.0
Assist Fire Department	4	15	3.8	57.0	0	6	3.8	22.8	



Calls For Service (CFS) Billing Summary Report

Sioux Lookout (Jud/Jor/Der/Ver) October to December - 2024

Billing Categories <i>(Billing categories below do not match traditional crime groupings)</i>		2024				2023			
		October to December	Year to Date	Time Standard	Year To Date Weighted Hours	October to December	Year to Date	Time Standard	Year To Date Weighted Hours
Operational	Assist Public	227	987	3.8	3,750.6	220	716	3.8	2,720.8
	Distressed/Overdue Motorist	0	2	3.8	7.6	2	12	3.8	45.6
	Compassionate Message	0	0		0.0	0	1	3.8	3.8
	Family Dispute	19	128	3.8	486.4	38	138	3.8	524.4
	Total	621	2,946	3.8	11,194.8	630	2,463	3.8	9,359.4
Operational2	False Alarm-Accidental Trip	1	2	1.5	3.0	0	0		0.0
	False Alarm-Malfunction	0	1	1.5	1.5	0	0		0.0
	False Holdup Alarm-Accidental Trip	6	24	1.5	36.0	3	12	1.5	18.0
	False Alarm -Others	38	141	1.5	211.5	18	101	1.5	151.5
	Keep the Peace	36	138	1.5	207.0	21	109	1.5	163.5
	911 call / 911 hang up	14	67	1.5	100.5	11	54	1.5	81.0
	911 hang up - Pocket Dial	1	2	1.5	3.0	0	1	1.5	1.5
	911 call - Dropped Cell	7	61	1.5	91.5	20	91	1.5	136.5
	Total	103	436	1.5	654.0	73	368	1.5	552.0
Traffic	MVC - Personal Injury (MOTOR VEHICLE COLLISION)	0	1	3.8	3.8	2	5	3.8	19.0
	MVC - Prop. Dam. Non Reportable	14	47	3.8	178.6	10	46	3.8	174.8
	MVC - Prop. Dam. Reportable (MOTOR VEHICLE COLLISION)	8	35	3.8	133.0	10	47	3.8	178.6
	MVC - Prop. Dam. Failed to Remain (MOTOR VEHICLE COLLISION)	0	6	3.8	22.8	3	5	3.8	19.0
	MVC - Pers. Inj. Failed To Remain (MOTOR VEHICLE COLLISION)	0	1	3.8	3.8	0	1	3.8	3.8
	MVC - Others (MOTOR VEHICLE COLLISION)	0	1	3.8	3.8	0	2	3.8	7.6
	Total	22	91	3.8	345.8	25	106	3.8	402.8
Total	1,138	5,282		28,734.7	1,175	4,827		27,212.7	

Note to Detachment Commanders:

- The content of each report is to be shared by the Detachment Commander only with the municipality for which it was generated. The municipality may treat this as a public document and distribute it as they wish.
- All data is sourced from the Niche RMS application. Included are 'reported' occurrences (actuals and unfounded occurrences) for 'billable'

Report Content Last Updated:
2025/01/18

Report generated by:
Kreis, Michael

Report generated on:
31-Jan-25 3:19:45 PM
Page 9 of 10



Calls For Service (CFS) Billing Summary Report

Sioux Lookout (Jud/Jor/Der/Ver) October to December - 2024

occurrences ONLY. Data is refreshed on a weekly basis.

- The Traffic category includes motor vehicle collision (MVC) occurrences entered into Niche (UCR code 8521). MVCs are NOT sourced from the eCRS application for this report.
- Only the primary violation is counted within an occurrence.
- Time standards displayed are for the 2024 billing period.

Note to Municipalities:

- Data contained within this report is dynamic in nature and numbers will change over time as the Ontario Provincial Police continues to investigate and solve crime.
- This report is NOT to be used for crime trend analysis as not all occurrences are included.
- Data groupings within this report do not match traditional crime groupings seen in other public reports such as the OPP Police Services Board reports or Statistics Canada reporting.